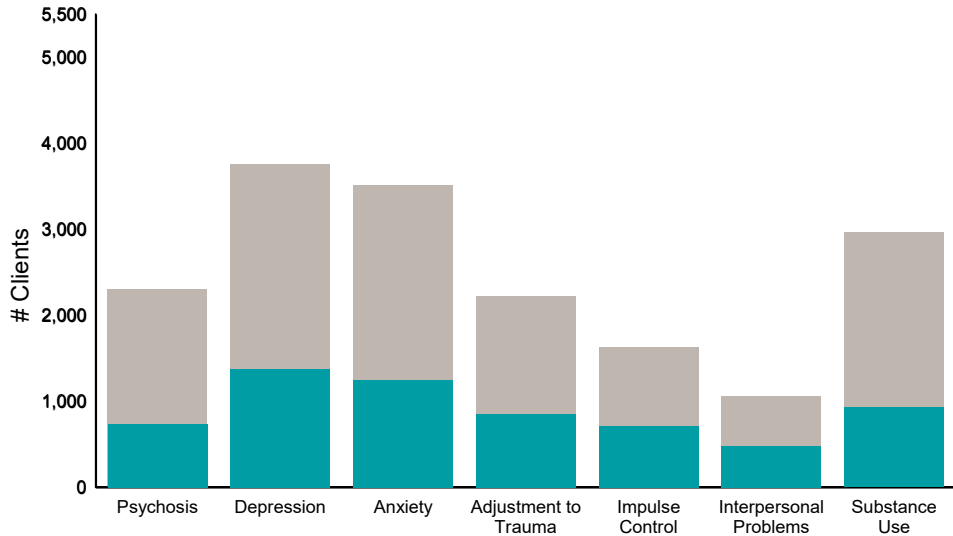


**FY20-21 Q4 Objective A.2 ANSA Outcomes Item-Level Report**  
**System Summary: 7/1/2020 - 6/30/2021**

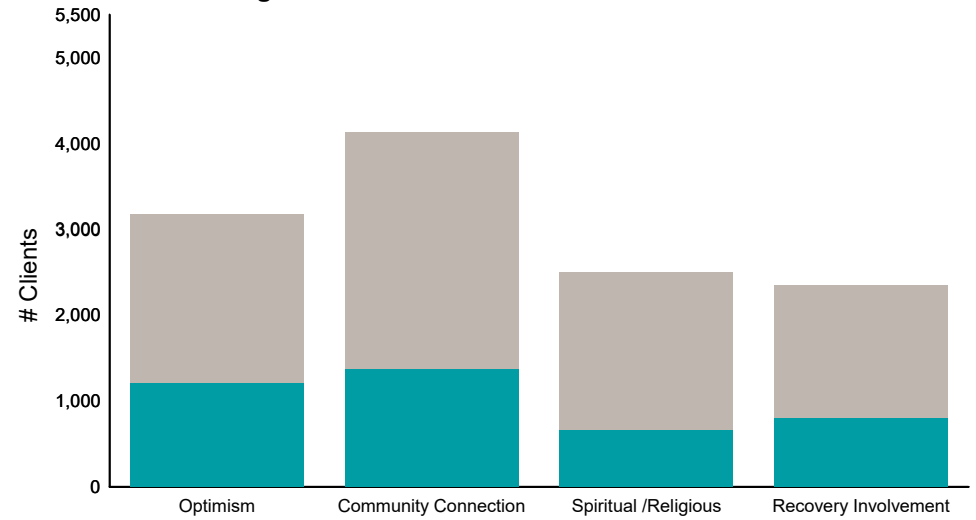
Didn't Improve
  Improved
 This report looks at current ANSAs to see how many clients improved on items rated 2 or 3 from the prior ANSA.

Num of episodes w/ min. 2 ANSAs: 6,803      Average days between ANSAs: 307.1      % clients improved on min. 30% of actionable items: **56% (= 3,508 / 6,318)**

**Behavioral Health Domain**

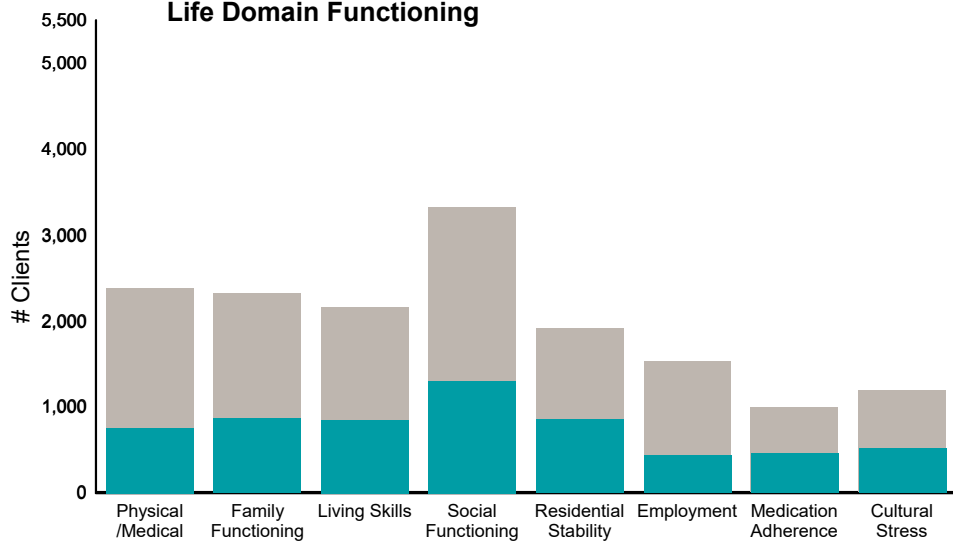


**Strengths**

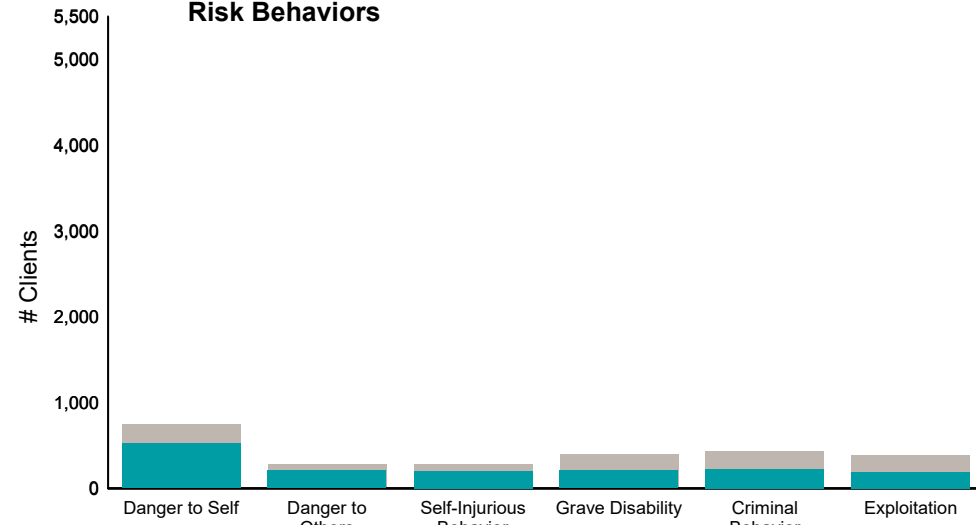


	32%	37%	36%	38%	44%	46%	31%	% improvement	38%	33%	26%	34%
	<u>739</u>	<u>1,384</u>	<u>1,249</u>	<u>851</u>	<u>719</u>	<u>485</u>	<u>932</u>	<b>improved #</b>	<u>1,201</u>	<u>1,369</u>	<u>652</u>	<u>800</u>
	2,300	3,753	3,506	2,213	1,626	1,057	2,963	<b>total #</b>	3,182	4,131	2,506	2,351

**Life Domain Functioning**



**Risk Behaviors**



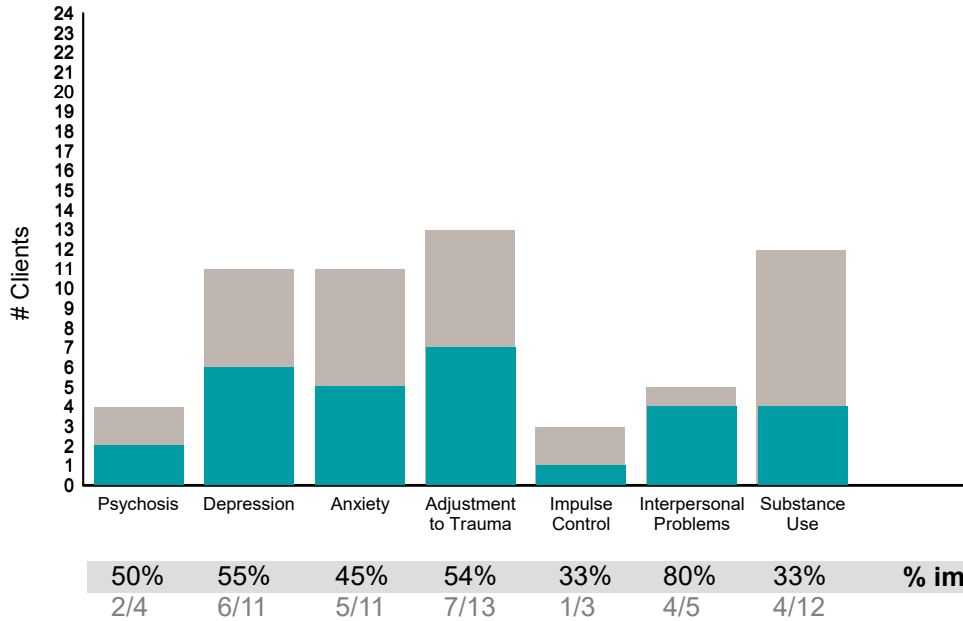
	32%	37%	40%	39%	45%	29%	47%	44%	% improvement	69%	72%	70%	52%	52%	48%
	<u>757</u>	<u>869</u>	<u>850</u>	<u>1,301</u>	<u>856</u>	<u>436</u>	<u>460</u>	<u>522</u>	<b>improved #</b>	<u>525</u>	<u>206</u>	<u>200</u>	<u>206</u>	<u>225</u>	<u>190</u>
	2,377	2,318	2,149	3,322	1,901	1,518	984	1,182	<b>total #</b>	758	286	286	400	434	396

**FY20-21 Q4 Objective A.2 ANSA Outcomes Item-Level Report  
A Woman's Place (38BKOP)**

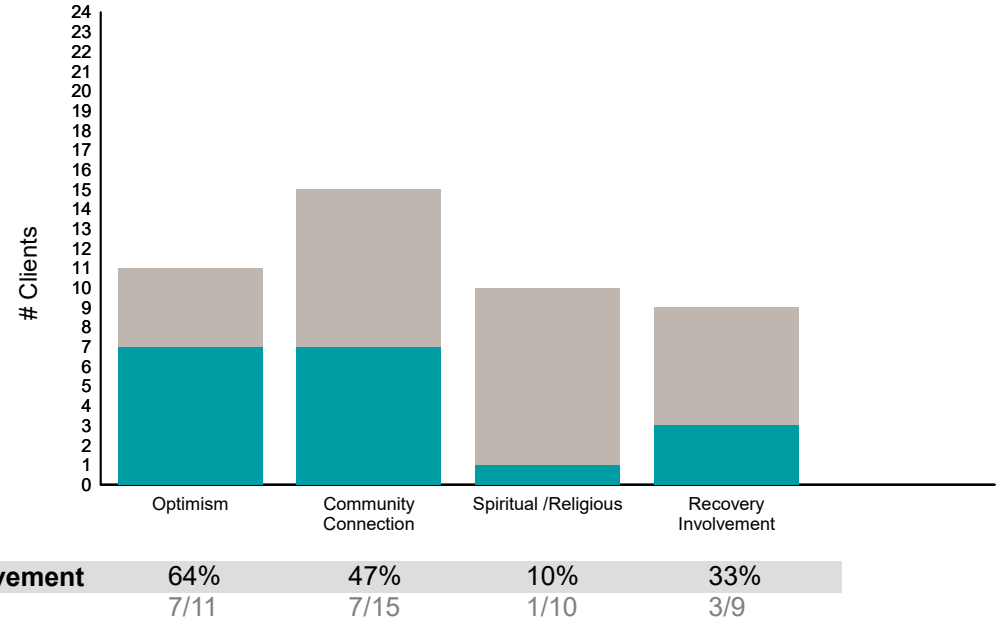
Didn't Improve
  Improved
 This report looks at current ANSAs to see how many clients improved on items rated 2 or 3 from the prior ANSA.

Num of episodes w/ min. 2 ANSAs: **24**      Average days between ANSAs: **261.0**      % clients improved on min. 30% of actionable items: **57% (= 13/23)**

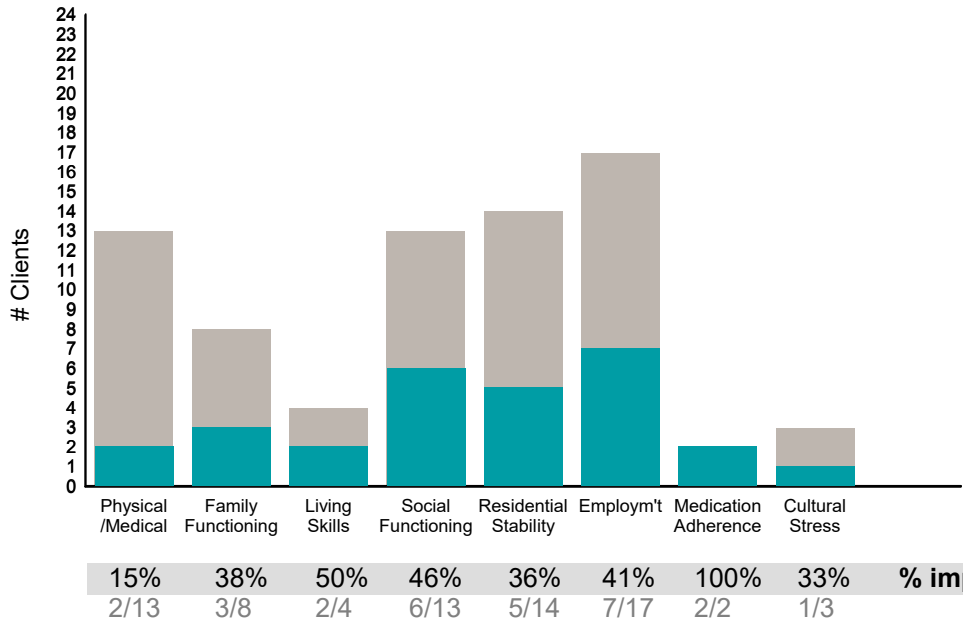
**Behavioral Health Domain**



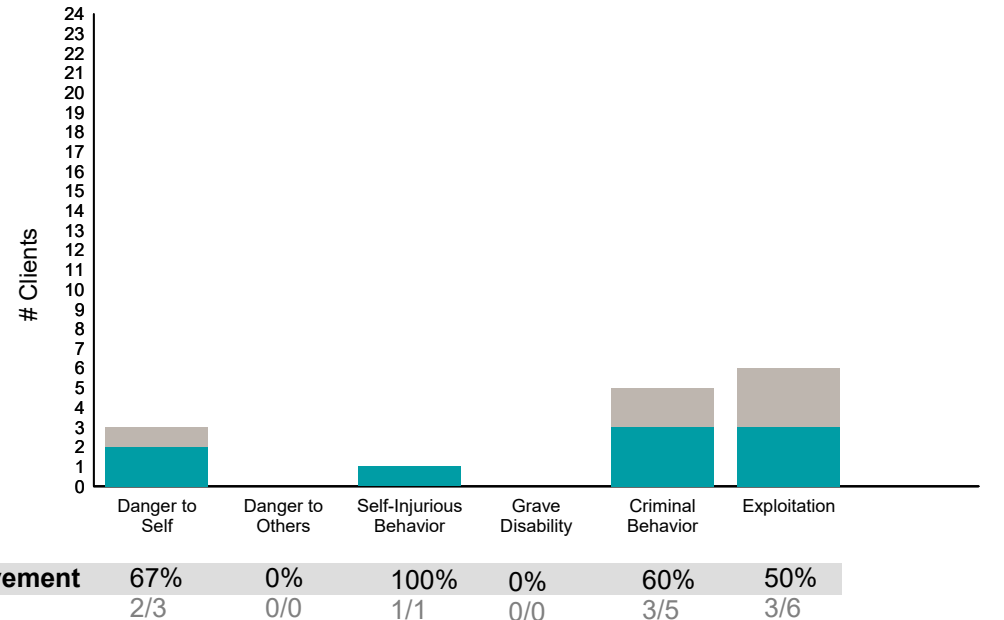
**Strengths**



**Life Domain Functioning**



**Risk Behaviors**



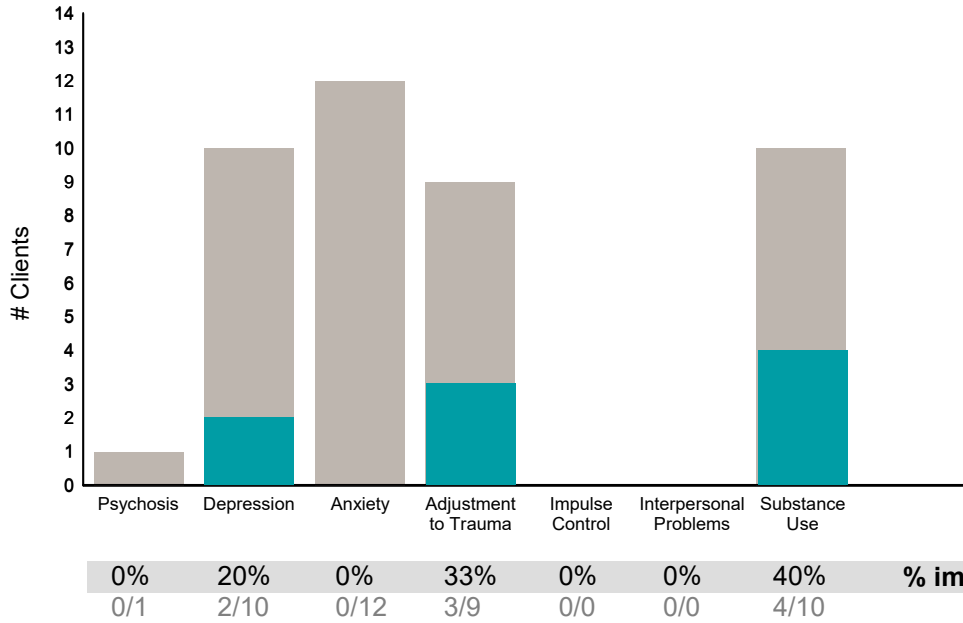
This report reflects data from 7/1/2020 - 6/30/2021

**FY20-21 Q4 Objective A.2 ANSA Outcomes Item-Level Report**  
**AARS Project Adapt (38JBOP)**

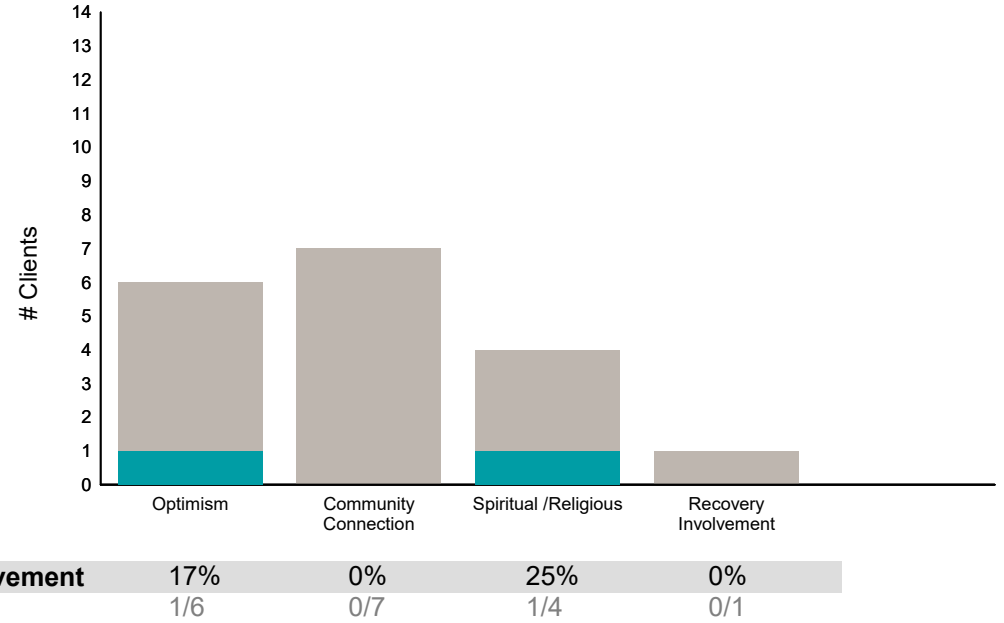
Didn't Improve
  Improved
 This report looks at current ANSAs to see how many clients improved on items rated 2 or 3 from the prior ANSA.

Num of episodes w/ min. 2 ANSAs: 14      Average days between ANSAs: 283.4      % clients improved on min. 30% of actionable items: **43% (= 6/14)**

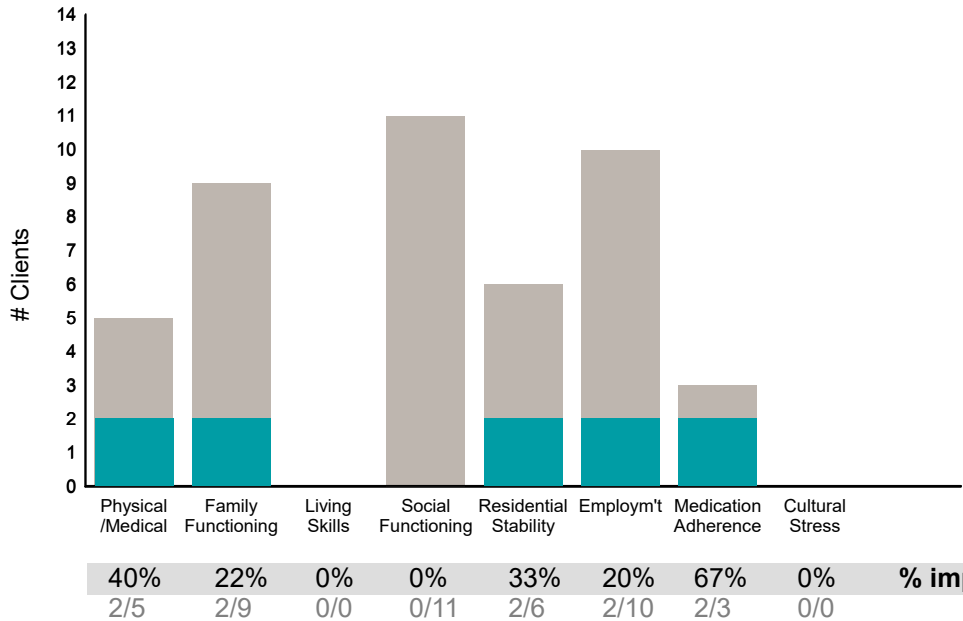
**Behavioral Health Domain**



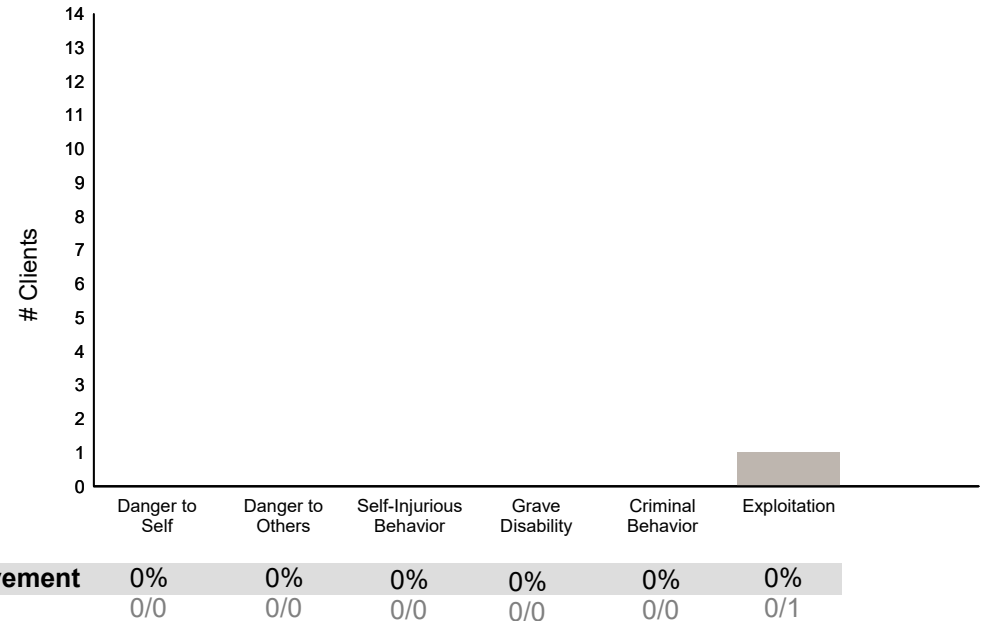
**Strengths**



**Life Domain Functioning**



**Risk Behaviors**



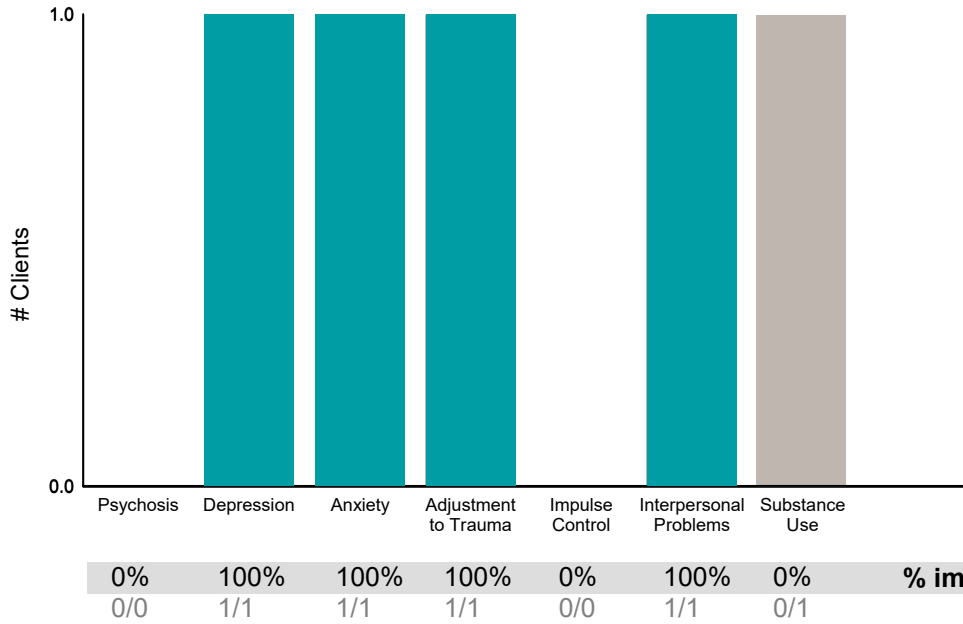
This report reflects data from 7/1/2020 - 6/30/2021

FY20-21 Q4 Objective A.2 ANSA Outcomes Item-Level Report  
**ACCESS Screening**

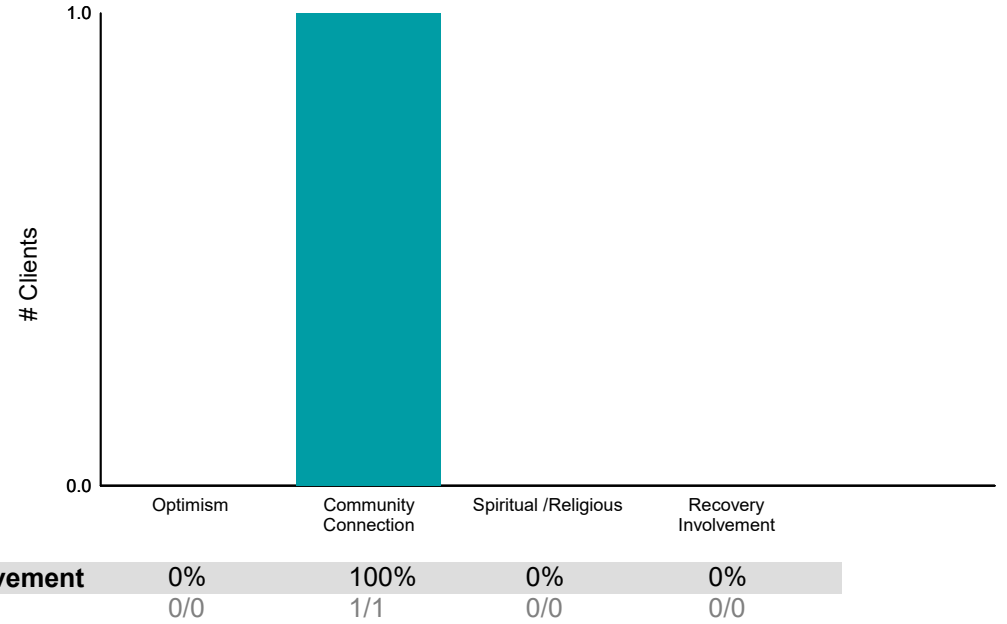
Didn't Improve
  Improved
 This report looks at current ANSAs to see how many clients improved on items rated 2 or 3 from the prior ANSA.

Num of episodes w/ min. 2 ANSAs: 1      Average days between ANSAs: 1.0      % clients improved on min. 30% of actionable items: **100% (= 1/1)**

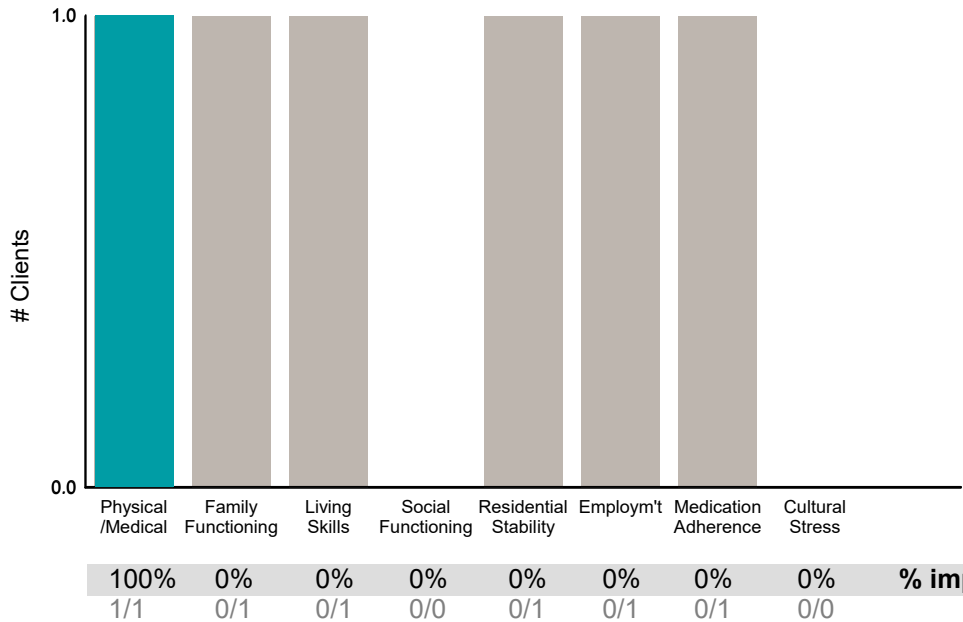
**Behavioral Health Domain**



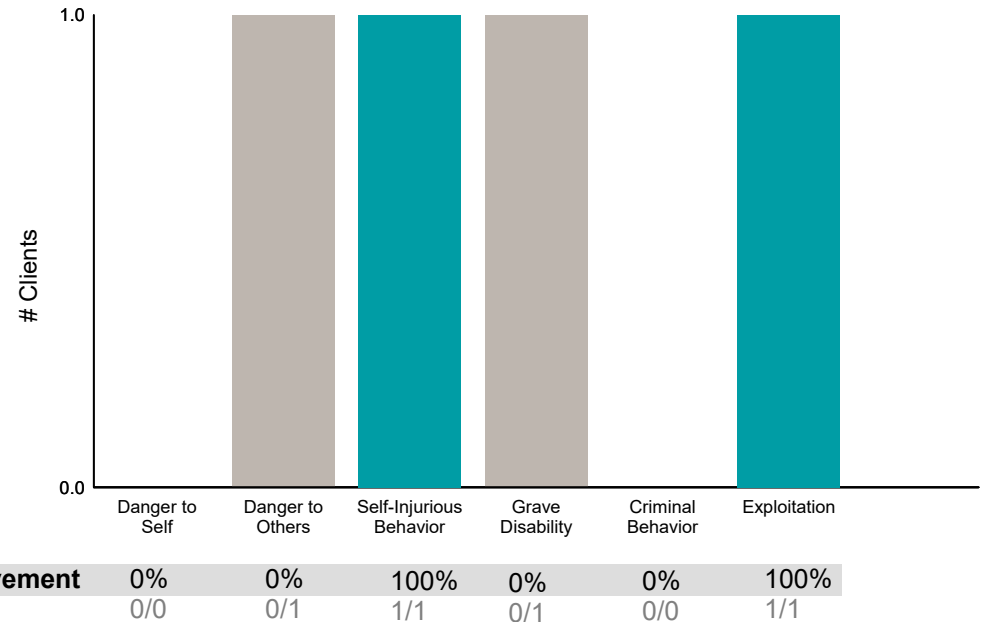
**Strengths**



**Life Domain Functioning**



**Risk Behaviors**

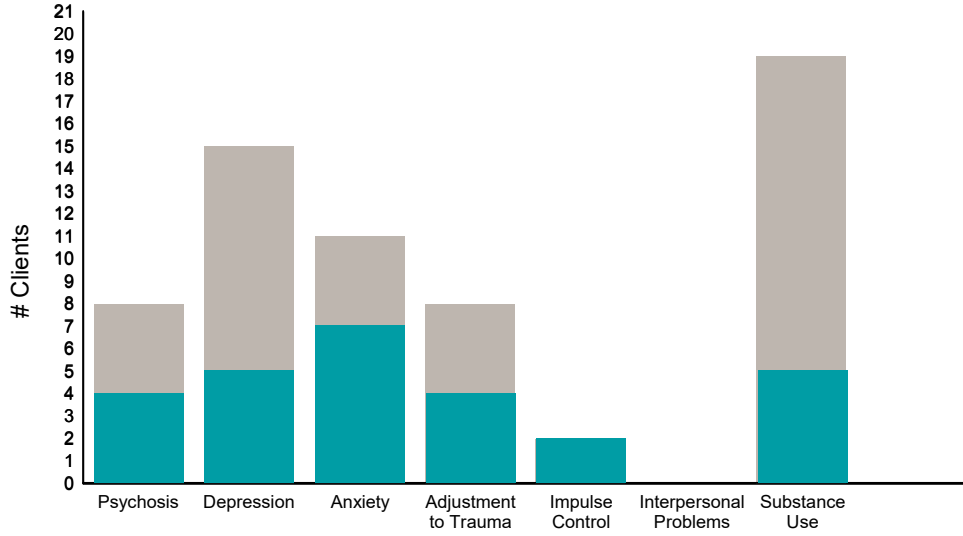


**FY20-21 Q4 Objective A.2 ANSA Outcomes Item-Level Report**  
**BAART Community Healthcare Sup (38J8OP)**

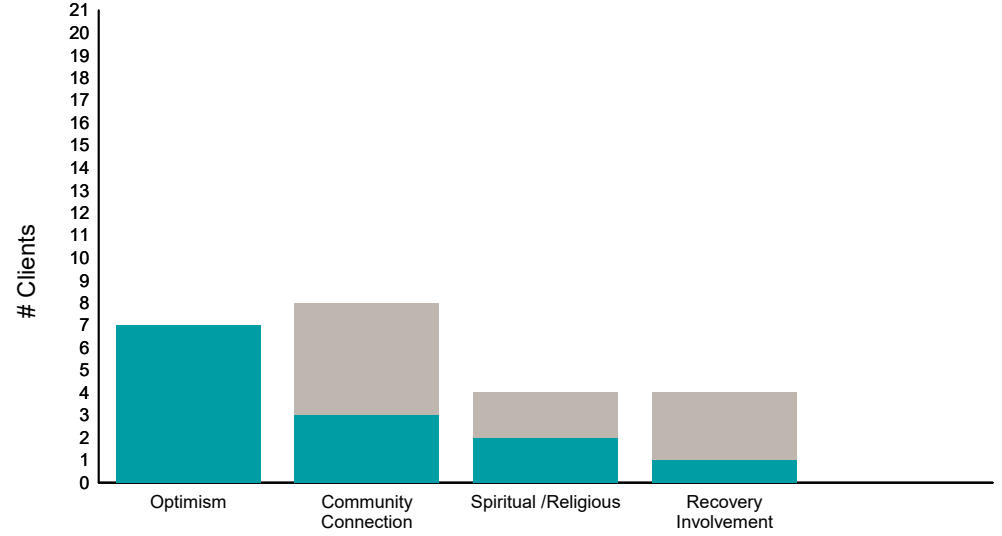
Didn't Improve
  Improved
 This report looks at current ANSAs to see how many clients improved on items rated 2 or 3 from the prior ANSA.

Num of episodes w/ min. 2 ANSAs: 21      Average days between ANSAs: 282.1      % clients improved on min. 30% of actionable items: **70% (= 14/20)**

**Behavioral Health Domain**

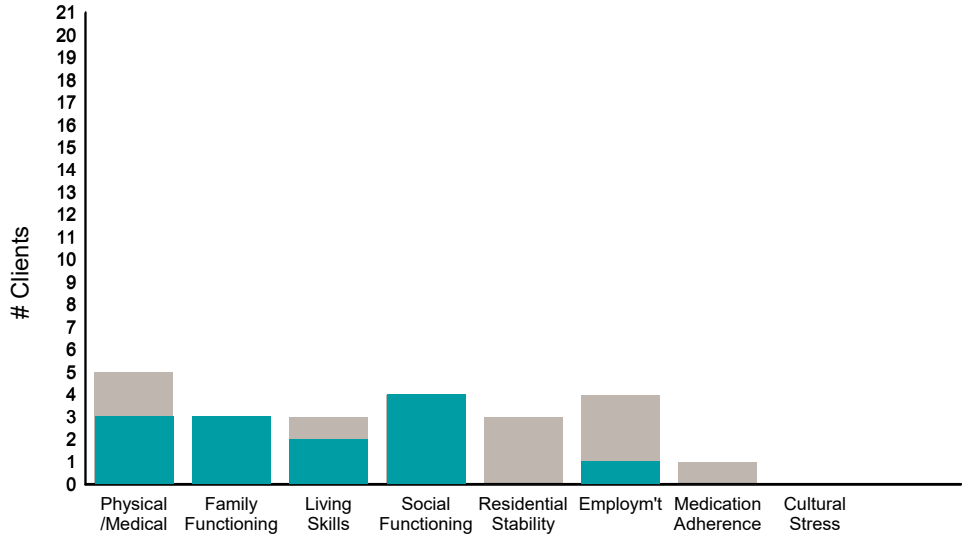


**Strengths**

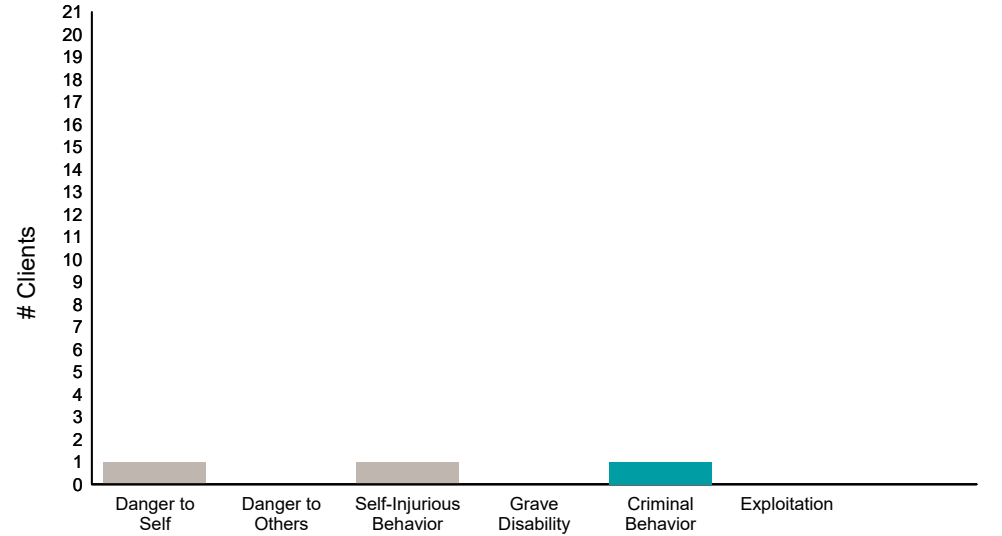


Item	% improvement
Psychosis	50% (4/8)
Depression	33% (5/15)
Anxiety	64% (7/11)
Adjustment to Trauma	50% (4/8)
Impulse Control	100% (2/2)
Interpersonal Problems	0% (0/0)
Substance Use	26% (5/19)
Optimism	100% (7/7)
Community Connection	38% (3/8)
Spiritual /Religious	50% (2/4)
Recovery Involvement	25% (1/4)

**Life Domain Functioning**



**Risk Behaviors**



Item	% improvement
Physical /Medical	60% (3/5)
Family Functioning	100% (3/3)
Living Skills	67% (2/3)
Social Functioning	100% (4/4)
Residential Stability	0% (0/3)
Employ'm't	25% (1/4)
Medication Adherence	0% (0/1)
Cultural Stress	0% (0/0)
Danger to Self	0% (0/1)
Danger to Others	0% (0/0)
Self-Injurious Behavior	0% (0/1)
Grave Disability	0% (0/0)
Criminal Behavior	100% (1/1)
Exploitation	0% (0/0)

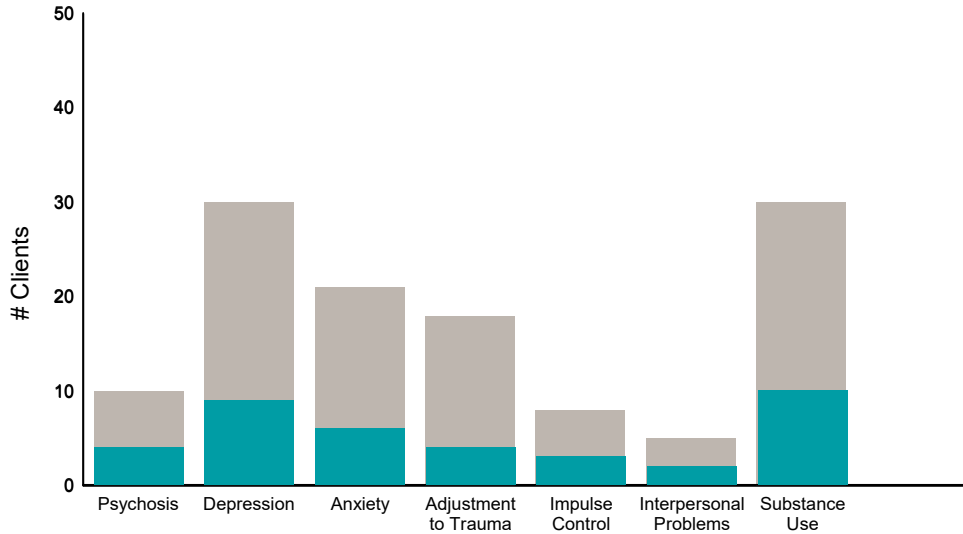
This report reflects data from 7/1/2020 - 6/30/2021

**FY20-21 Q4 Objective A.2 ANSA Outcomes Item-Level Report**  
**Baker Adult Independent LivingOP (8908OP)**

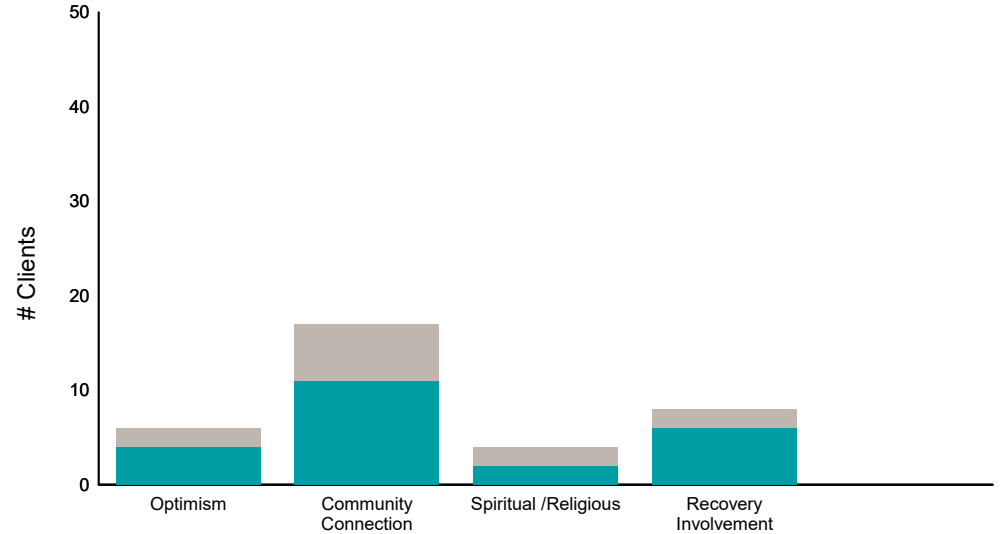
Didn't Improve
  Improved
 This report looks at current ANSAs to see how many clients improved on items rated 2 or 3 from the prior ANSA.

Num of episodes w/ min. 2 ANSAs: 47      Average days between ANSAs: 356.4      % clients improved on min. 30% of actionable items: **58% (= 26/45)**

**Behavioral Health Domain**

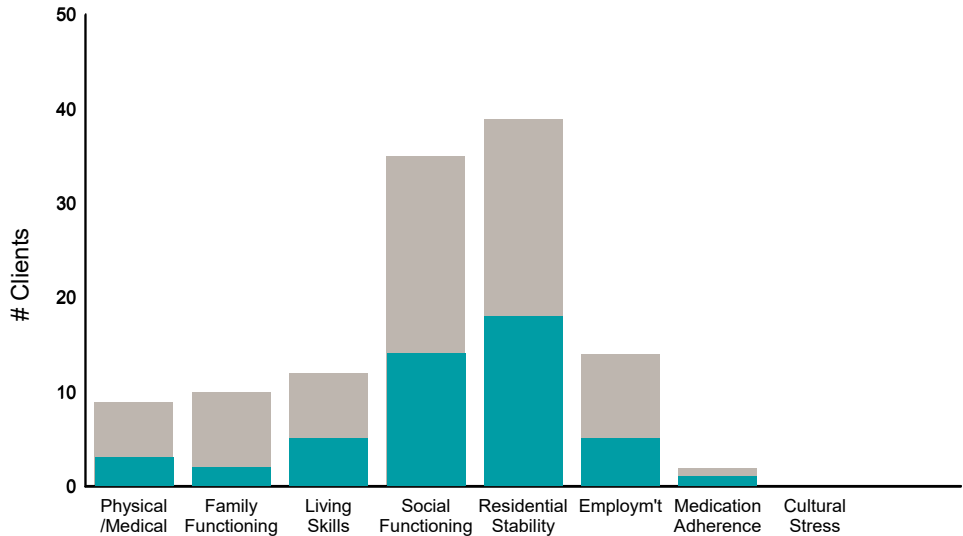


**Strengths**

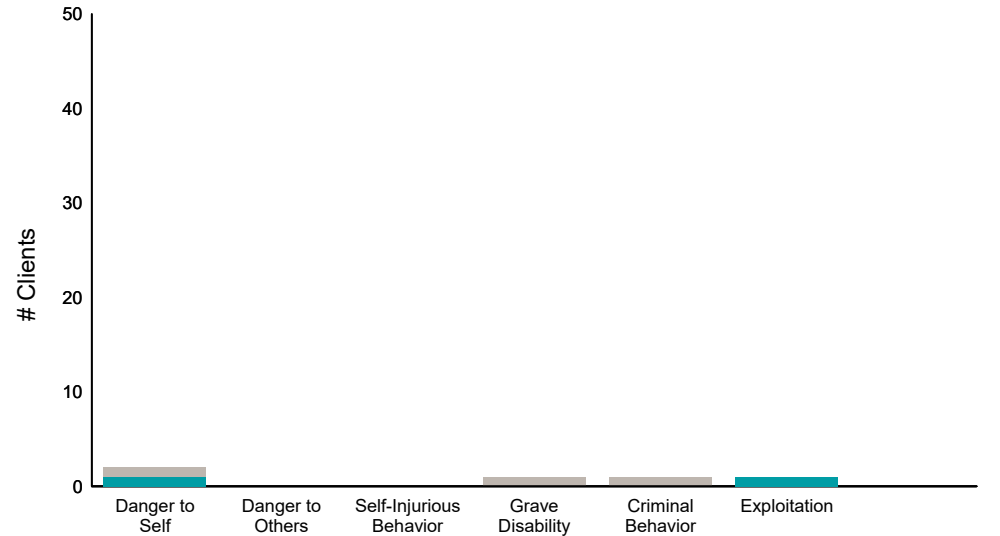


Item	% improvement
Psychosis	40% (4/10)
Depression	30% (9/30)
Anxiety	29% (6/21)
Adjustment to Trauma	22% (4/18)
Impulse Control	38% (3/8)
Interpersonal Problems	40% (2/5)
Substance Use	33% (10/30)
Optimism	67% (4/6)
Community Connection	65% (11/17)
Spiritual /Religious	50% (2/4)
Recovery Involvement	75% (6/8)

**Life Domain Functioning**



**Risk Behaviors**



Item	% improvement
Physical /Medical	33% (3/9)
Family Functioning	20% (2/10)
Living Skills	42% (5/12)
Social Functioning	40% (14/35)
Residential Stability	46% (18/39)
Employ'm't	36% (5/14)
Medication Adherence	50% (1/2)
Cultural Stress	0% (0/0)
Danger to Self	50% (1/2)
Danger to Others	0% (0/0)
Self-Injurious Behavior	0% (0/0)
Grave Disability	0% (0/1)
Criminal Behavior	0% (0/1)
Exploitation	100% (1/1)

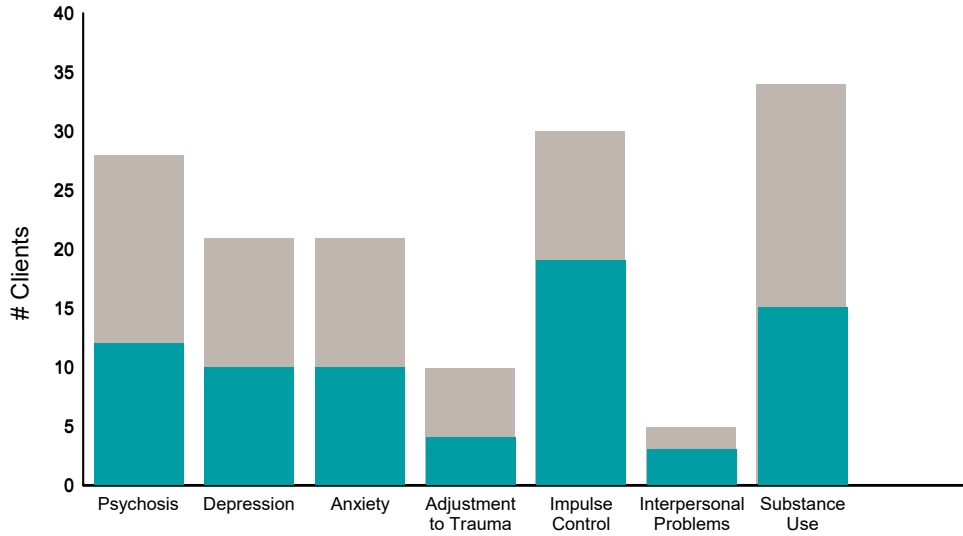
This report reflects data from 7/1/2020 - 6/30/2021

**FY20-21 Q4 Objective A.2 ANSA Outcomes Item-Level Report**  
**Baker Grove St Crisis Residence(89781)**

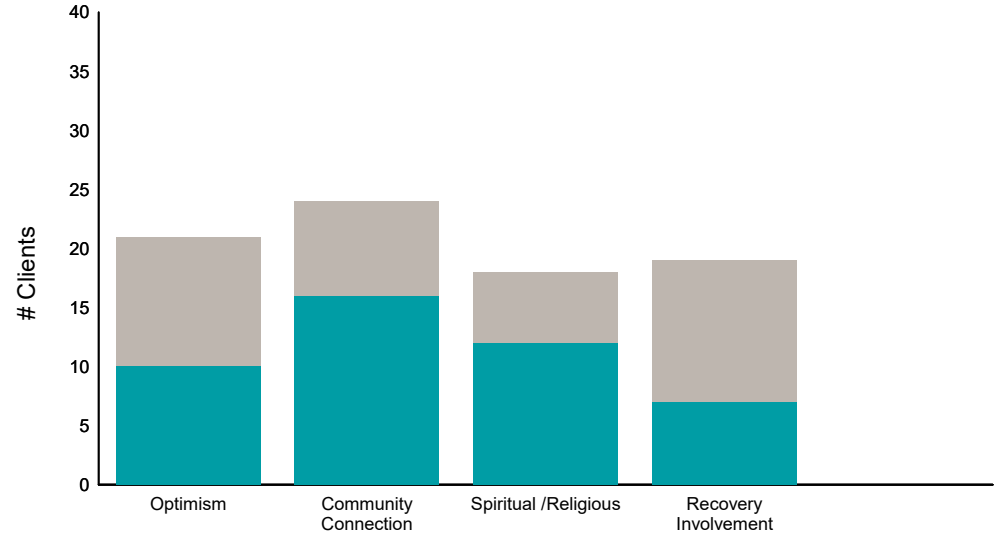
Didn't Improve
  Improved
 This report looks at current ANSAs to see how many clients improved on items rated 2 or 3 from the prior ANSA.

Num of episodes w/ min. 2 ANSAs: 38      Average days between ANSAs: 55.8      % clients improved on min. 30% of actionable items: **79% (= 30/38)**

**Behavioral Health Domain**

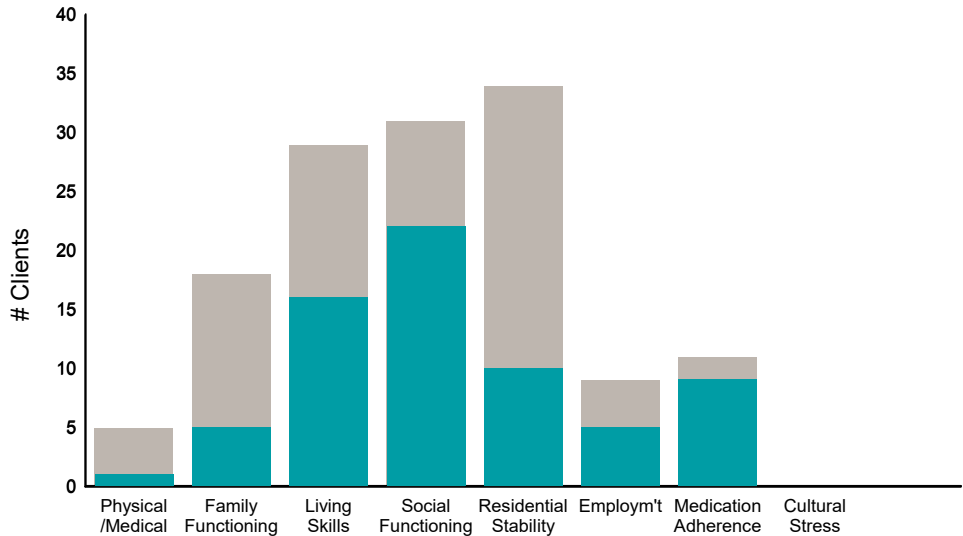


**Strengths**

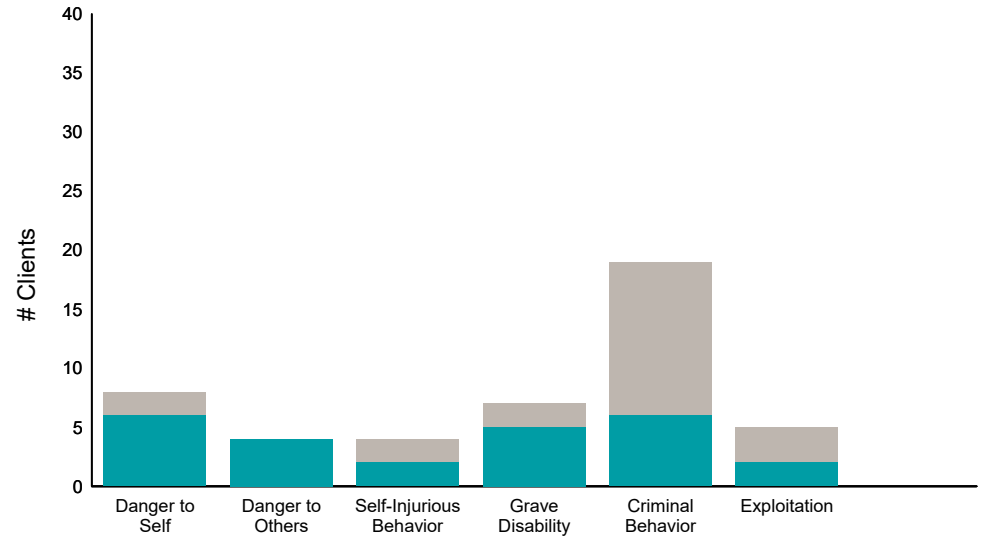


Item	% improvement
Psychosis	43% (12/28)
Depression	48% (10/21)
Anxiety	48% (10/21)
Adjustment to Trauma	40% (4/10)
Impulse Control	63% (19/30)
Interpersonal Problems	60% (3/5)
Substance Use	44% (15/34)
Optimism	48% (10/21)
Community Connection	67% (16/24)
Spiritual /Religious	67% (12/18)
Recovery Involvement	37% (7/19)

**Life Domain Functioning**



**Risk Behaviors**



Item	% improvement
Physical /Medical	20% (1/5)
Family Functioning	28% (5/18)
Living Skills	55% (16/29)
Social Functioning	71% (22/31)
Residential Stability	29% (10/34)
Employm't	56% (5/9)
Medication Adherence	82% (9/11)
Cultural Stress	0% (0/0)
Danger to Self	75% (6/8)
Danger to Others	100% (4/4)
Self-Injurious Behavior	50% (2/4)
Grave Disability	71% (5/7)
Criminal Behavior	32% (6/19)
Exploitation	40% (2/5)

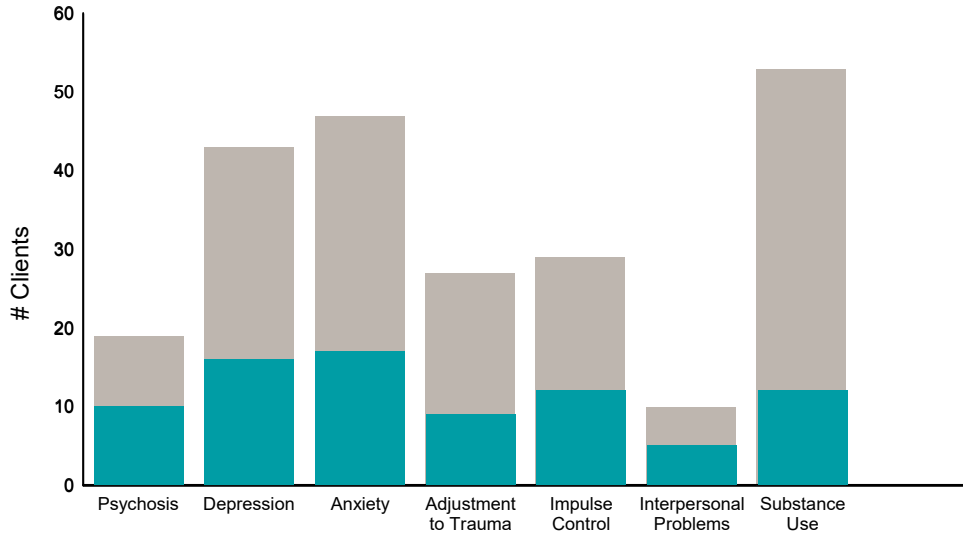
This report reflects data from 7/1/2020 - 6/30/2021

**FY20-21 Q4 Objective A.2 ANSA Outcomes Item-Level Report**  
**Baker Jo Ruffin Place Residence (89911)**

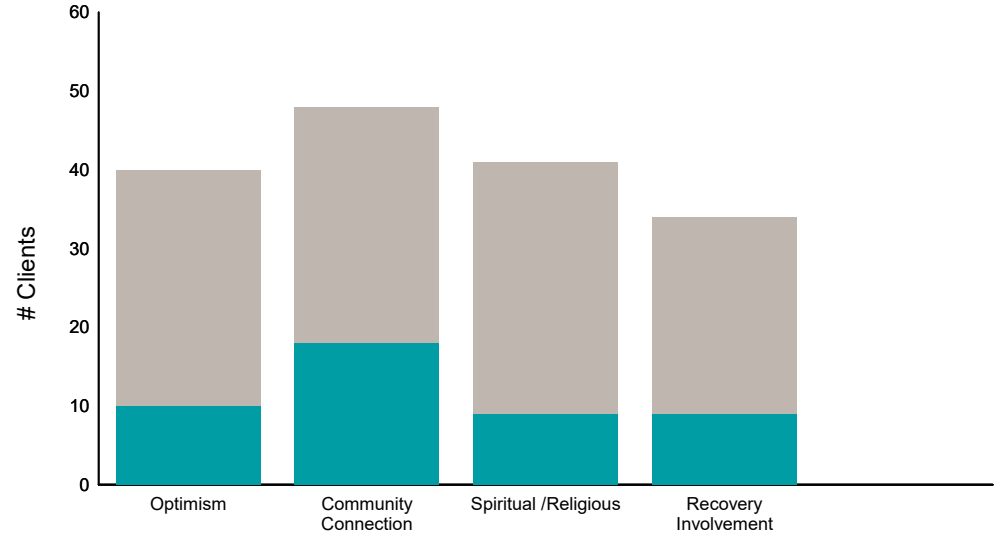
Didn't Improve
  Improved
 This report looks at current ANSAs to see how many clients improved on items rated 2 or 3 from the prior ANSA.

Num of episodes w/ min. 2 ANSAs: **56**      Average days between ANSAs: **77.6**      % clients improved on min. 30% of actionable items: **48% (= 27/56)**

**Behavioral Health Domain**

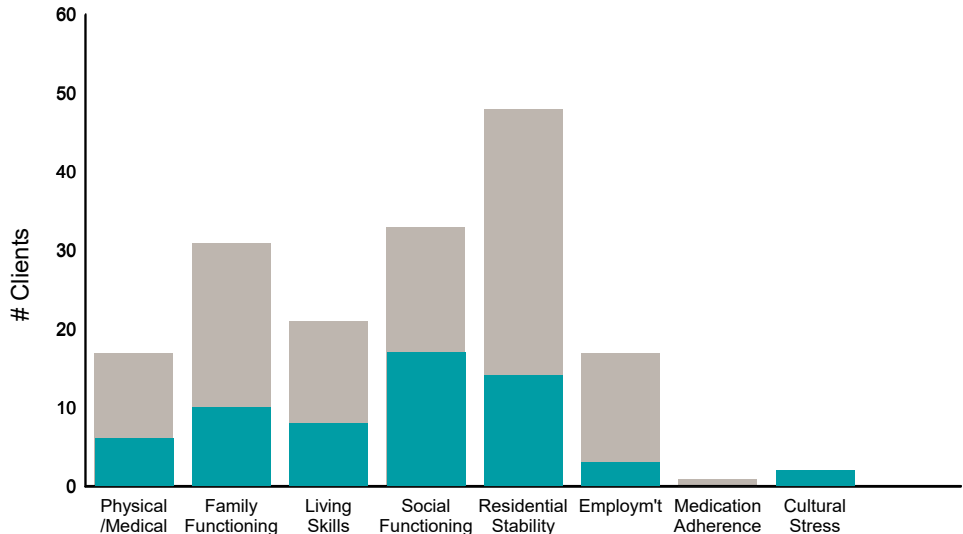


**Strengths**

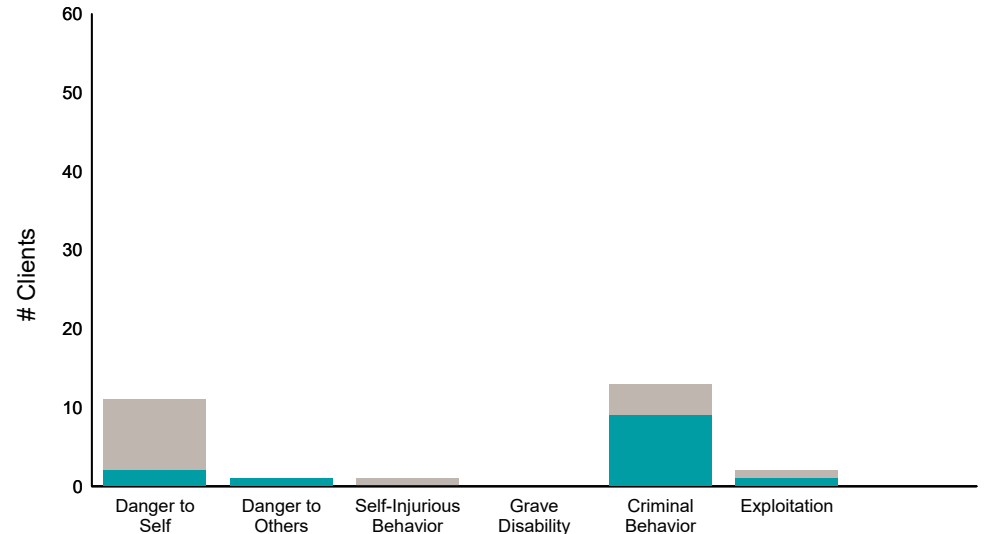


Item	% improvement	Item	% improvement
Psychosis	53% (10/19)	Optimism	25% (10/40)
Depression	37% (16/43)	Community Connection	38% (18/48)
Anxiety	36% (17/47)	Spiritual /Religious	22% (9/41)
Adjustment to Trauma	33% (9/27)	Recovery Involvement	26% (9/34)
Impulse Control	41% (12/29)		
Interpersonal Problems	50% (5/10)		
Substance Use	23% (12/53)		

**Life Domain Functioning**



**Risk Behaviors**



Item	% improvement	Item	% improvement
Physical /Medical	35% (6/17)	Danger to Self	18% (2/11)
Family Functioning	32% (10/31)	Danger to Others	100% (1/1)
Living Skills	38% (8/21)	Self-Injurious Behavior	0% (0/1)
Social Functioning	52% (17/33)	Grave Disability	0% (0/0)
Residential Stability	29% (14/48)	Criminal Behavior	69% (9/13)
Employ'm't	18% (3/17)	Exploitation	50% (1/2)
Medication Adherence	0% (0/1)		
Cultural Stress	100% (2/2)		

This report reflects data from 7/1/2020 - 6/30/2021

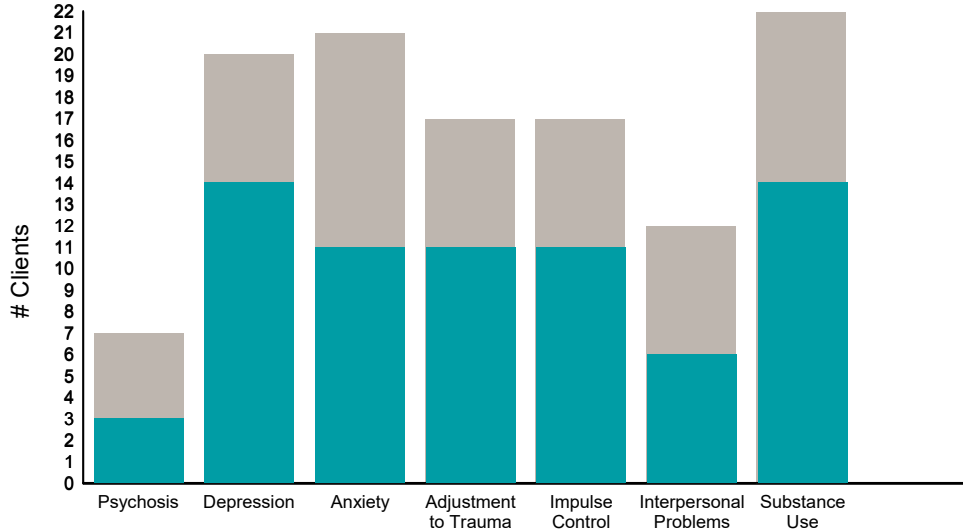


**FY20-21 Q4 Objective A.2 ANSA Outcomes Item-Level Report**  
**Baker Robertson Place Residence (38851)**

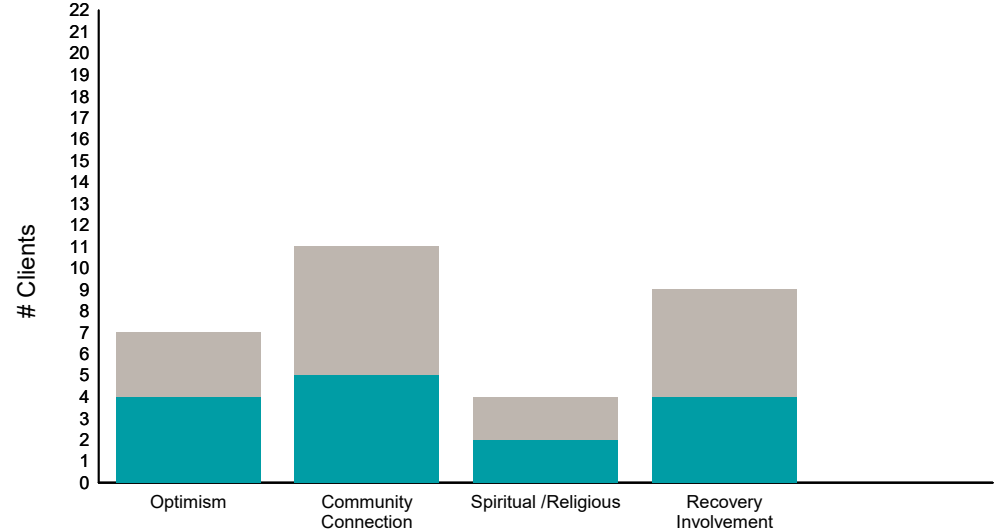
Didn't Improve
  Improved
 This report looks at current ANSAs to see how many clients improved on items rated 2 or 3 from the prior ANSA.

Num of episodes w/ min. 2 ANSAs: 22      Average days between ANSAs: 113.3      % clients improved on min. 30% of actionable items: **68% (= 15/22)**

**Behavioral Health Domain**

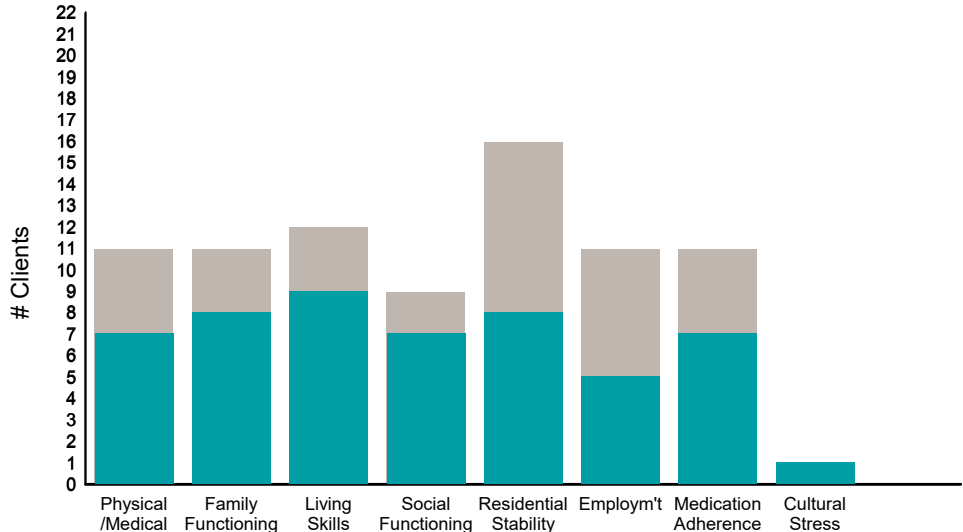


**Strengths**

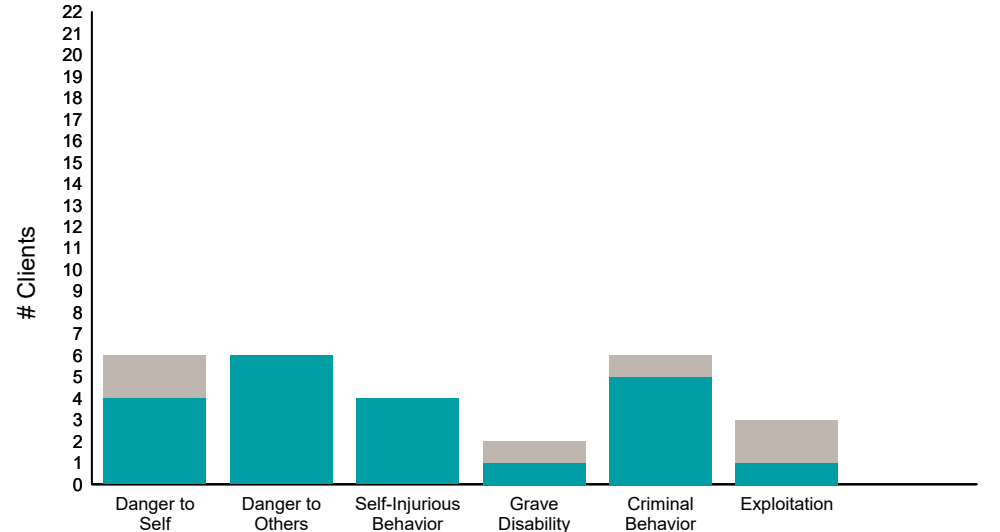


Item	% improvement
Psychosis	43% (3/7)
Depression	70% (14/20)
Anxiety	52% (11/21)
Adjustment to Trauma	65% (11/17)
Impulse Control	65% (11/17)
Interpersonal Problems	50% (6/12)
Substance Use	64% (14/22)
Optimism	57% (4/7)
Community Connection	45% (5/11)
Spiritual /Religious	50% (2/4)
Recovery Involvement	44% (4/9)

**Life Domain Functioning**



**Risk Behaviors**



Item	% improvement
Physical /Medical	64% (7/11)
Family Functioning	73% (8/11)
Living Skills	75% (9/12)
Social Functioning	78% (7/9)
Residential Stability	50% (8/16)
Employ'm't	45% (5/11)
Medication Adherence	64% (7/11)
Cultural Stress	100% (1/1)
Danger to Self	67% (4/6)
Danger to Others	100% (6/6)
Self-Injurious Behavior	100% (4/4)
Grave Disability	50% (1/2)
Criminal Behavior	83% (5/6)
Exploitation	33% (1/3)

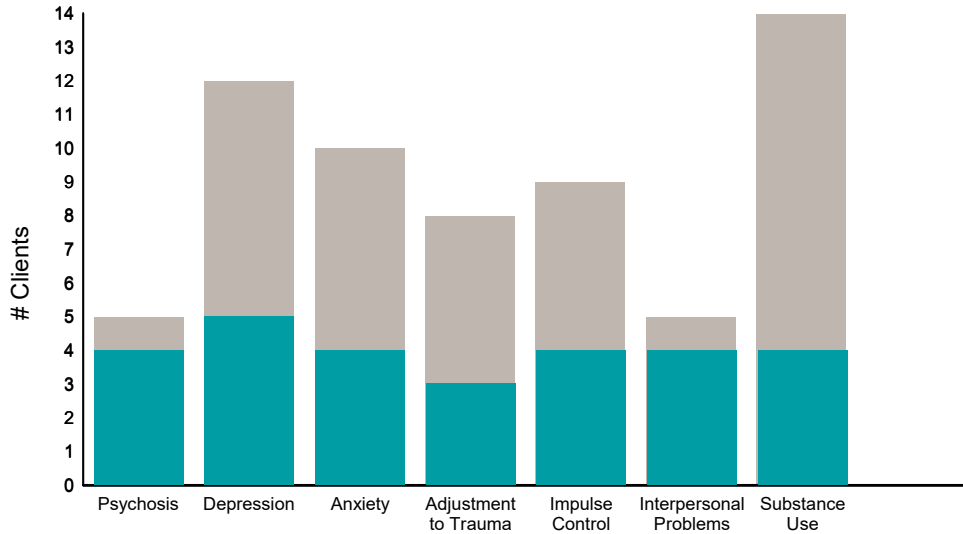
This report reflects data from 7/1/2020 - 6/30/2021

**FY20-21 Q4 Objective A.2 ANSA Outcomes Item-Level Report**  
**Baker San Jose Place Residence (38BS1)**

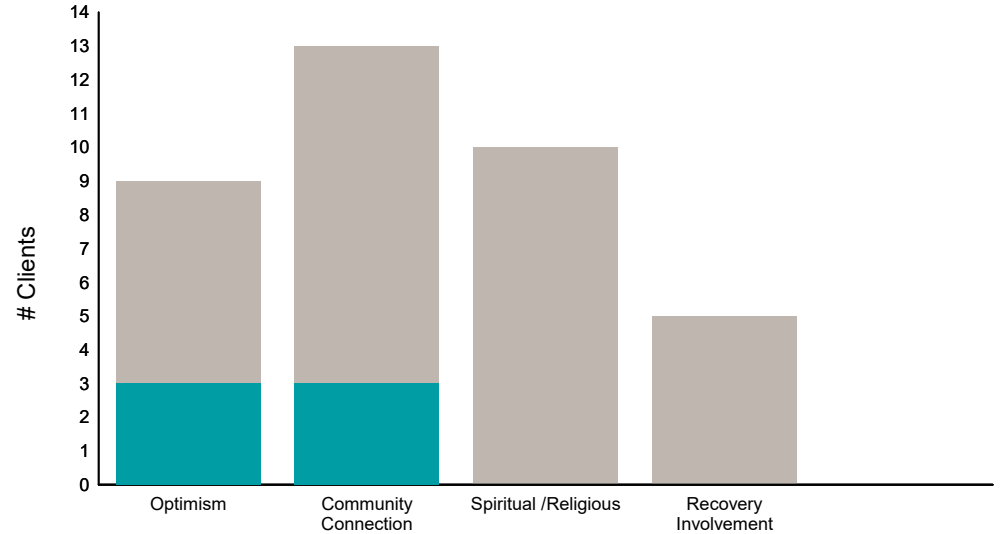
Didn't Improve
  Improved
 This report looks at current ANSAs to see how many clients improved on items rated 2 or 3 from the prior ANSA.

Num of episodes w/ min. 2 ANSAs: 14      Average days between ANSAs: 68.9      % clients improved on min. 30% of actionable items: **50% (= 7/14)**

**Behavioral Health Domain**

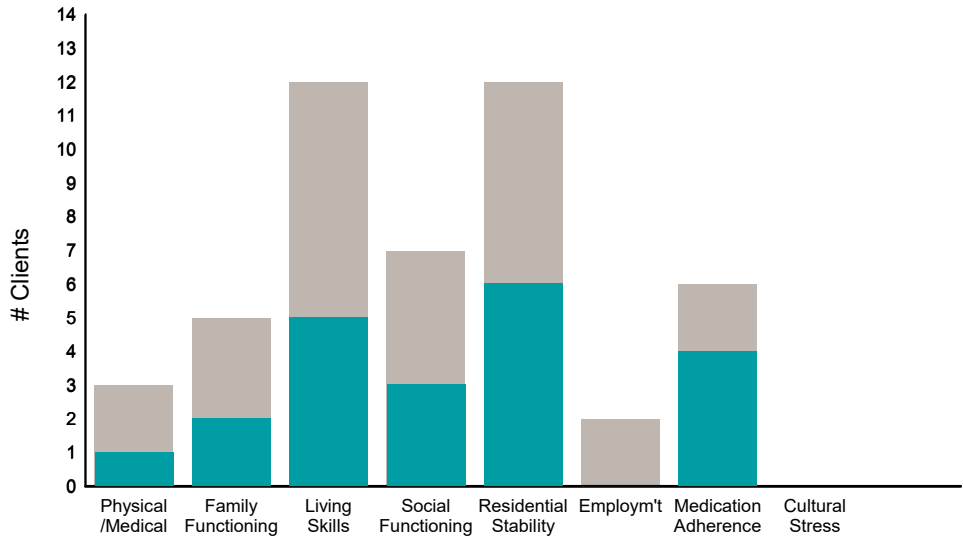


**Strengths**

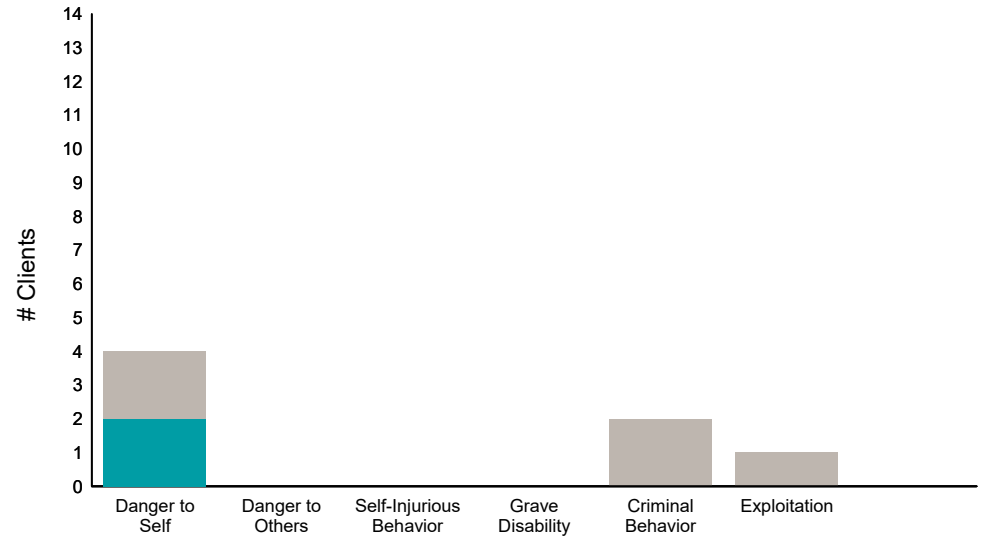


Item	% improvement
Psychosis	80% (4/5)
Depression	42% (5/12)
Anxiety	40% (4/10)
Adjustment to Trauma	38% (3/8)
Impulse Control	44% (4/9)
Interpersonal Problems	80% (4/5)
Substance Use	29% (4/14)
Optimism	33% (3/9)
Community Connection	23% (3/13)
Spiritual /Religious	0% (0/10)
Recovery Involvement	0% (0/5)

**Life Domain Functioning**



**Risk Behaviors**



Item	% improvement
Physical /Medical	33% (1/3)
Family Functioning	40% (2/5)
Living Skills	42% (5/12)
Social Functioning	43% (3/7)
Residential Stability	50% (6/12)
Employ'm't	0% (0/2)
Medication Adherence	67% (4/6)
Cultural Stress	0% (0/0)
Danger to Self	50% (2/4)
Danger to Others	0% (0/0)
Self-Injurious Behavior	0% (0/0)
Grave Disability	0% (0/0)
Criminal Behavior	0% (0/2)
Exploitation	0% (0/1)

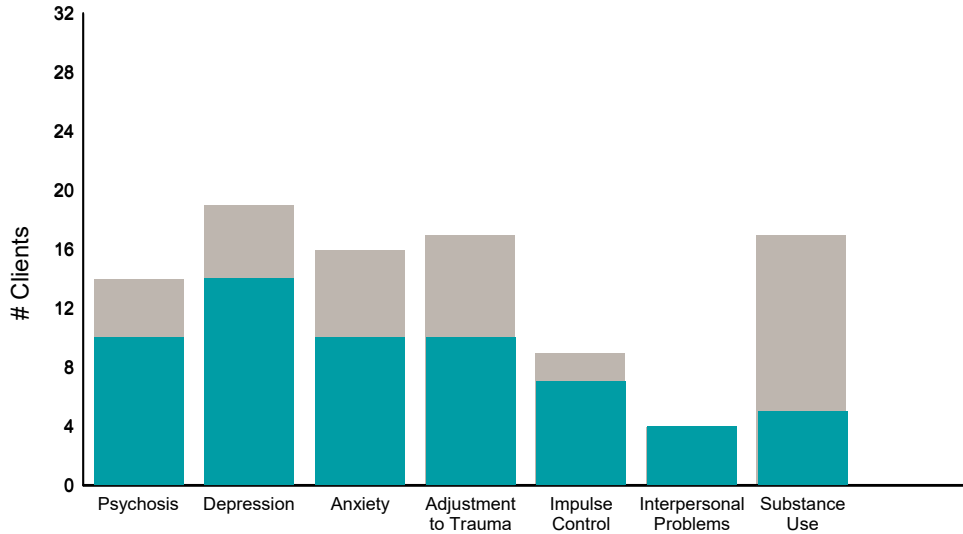
This report reflects data from 7/1/2020 - 6/30/2021

**FY20-21 Q4 Objective A.2 ANSA Outcomes Item-Level Report  
Baker Street House Residential (38391)**

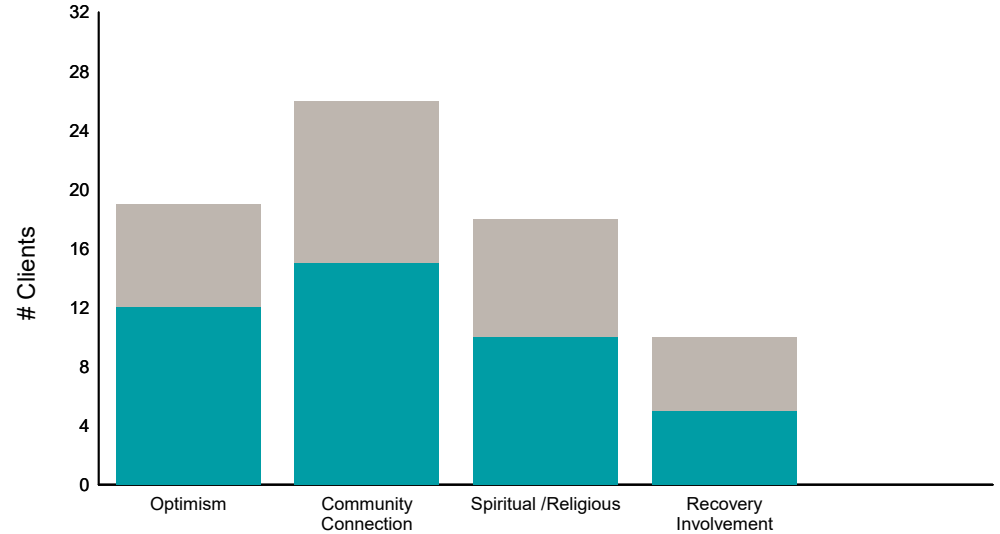
Didn't Improve
  Improved
 This report looks at current ANSAs to see how many clients improved on items rated 2 or 3 from the prior ANSA.

Num of episodes w/ min. 2 ANSAs: **30**      Average days between ANSAs: **127.1**      % clients improved on min. 30% of actionable items: **90% (= 27/30)**

**Behavioral Health Domain**

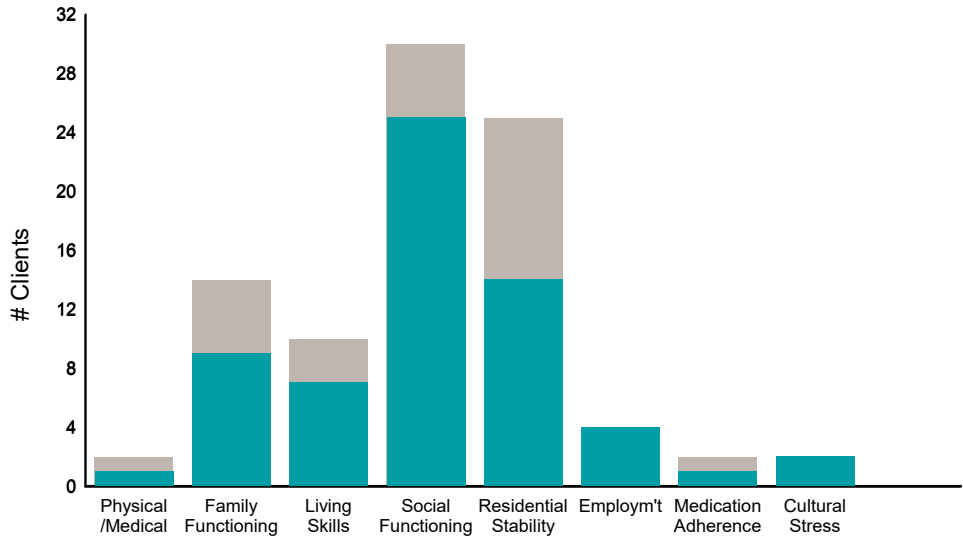


**Strengths**

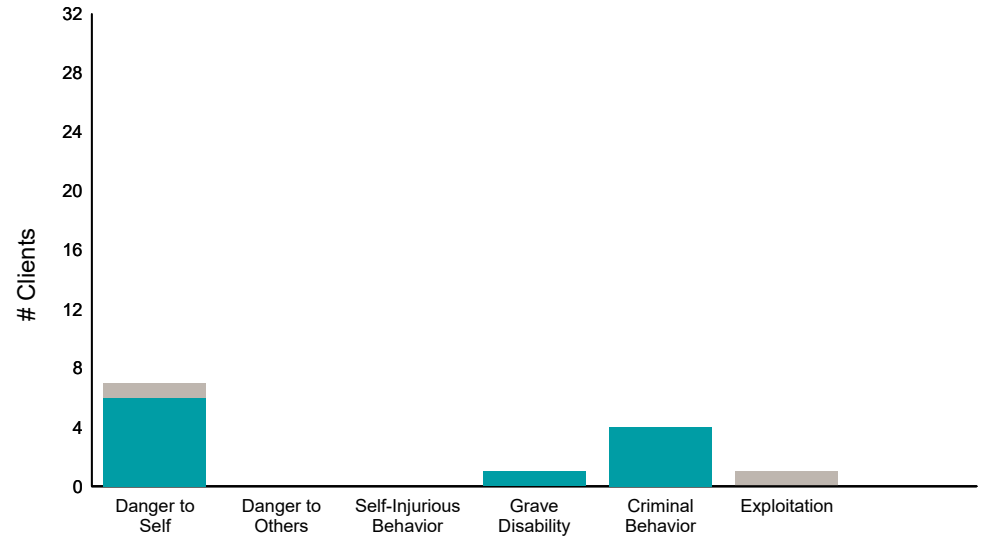


Item	% improvement	Item	% improvement
Psychosis	71% 10/14	Optimism	63% 12/19
Depression	74% 14/19	Community Connection	58% 15/26
Anxiety	63% 10/16	Spiritual /Religious	56% 10/18
Adjustment to Trauma	59% 10/17	Recovery Involvement	50% 5/10
Impulse Control	78% 7/9		
Interpersonal Problems	100% 4/4		
Substance Use	29% 5/17		

**Life Domain Functioning**



**Risk Behaviors**



Item	% improvement	Item	% improvement
Physical /Medical	50% 1/2	Danger to Self	86% 6/7
Family Functioning	64% 9/14	Danger to Others	0% 0/0
Living Skills	70% 7/10	Self-Injurious Behavior	0% 0/0
Social Functioning	83% 25/30	Grave Disability	100% 1/1
Residential Stability	56% 14/25	Criminal Behavior	100% 4/4
Employ'm't	100% 4/4	Exploitation	0% 0/1
Medication Adherence	50% 1/2		
Cultural Stress	100% 2/2		

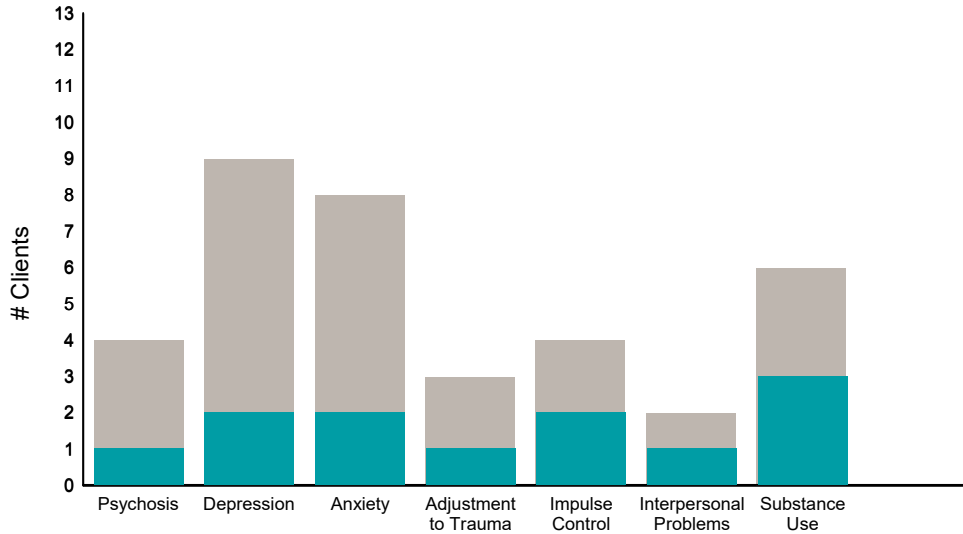
This report reflects data from 7/1/2020 - 6/30/2021

**FY20-21 Q4 Objective A.2 ANSA Outcomes Item-Level Report**  
**BEAM-UP SF (8990BU)**

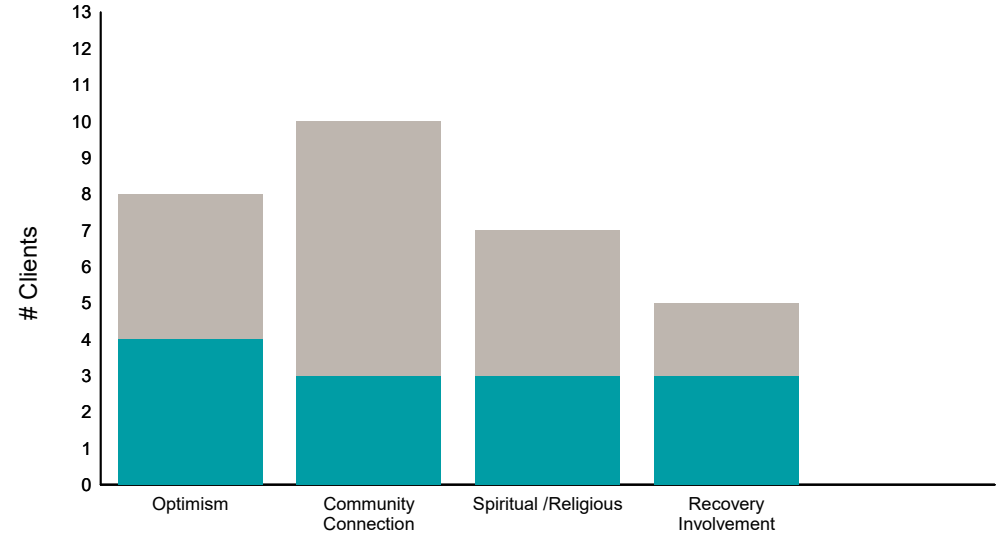
Didn't Improve
  Improved
 This report looks at current ANSAs to see how many clients improved on items rated 2 or 3 from the prior ANSA.

Num of episodes w/ min. 2 ANSAs: 13      Average days between ANSAs: 230.4      % clients improved on min. 30% of actionable items: **54% (= 7/13)**

**Behavioral Health Domain**

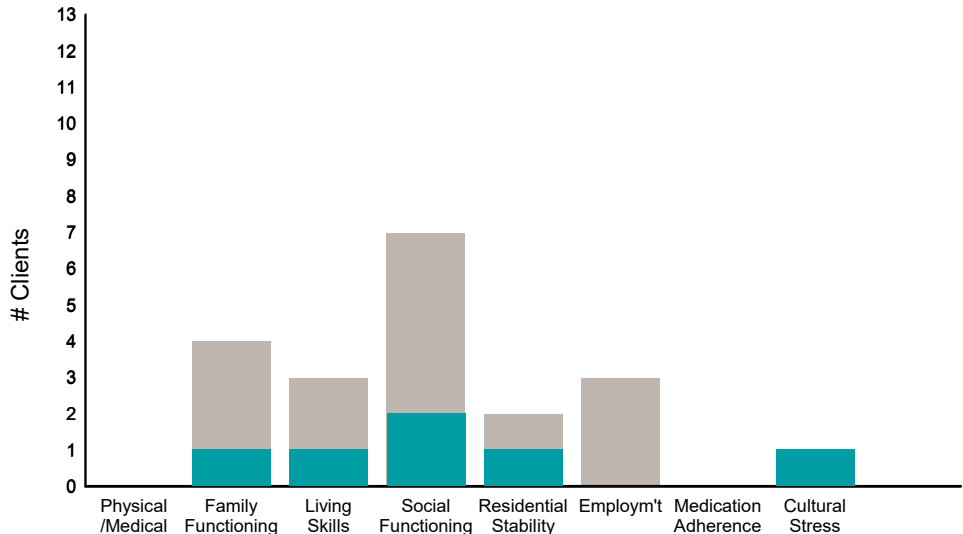


**Strengths**

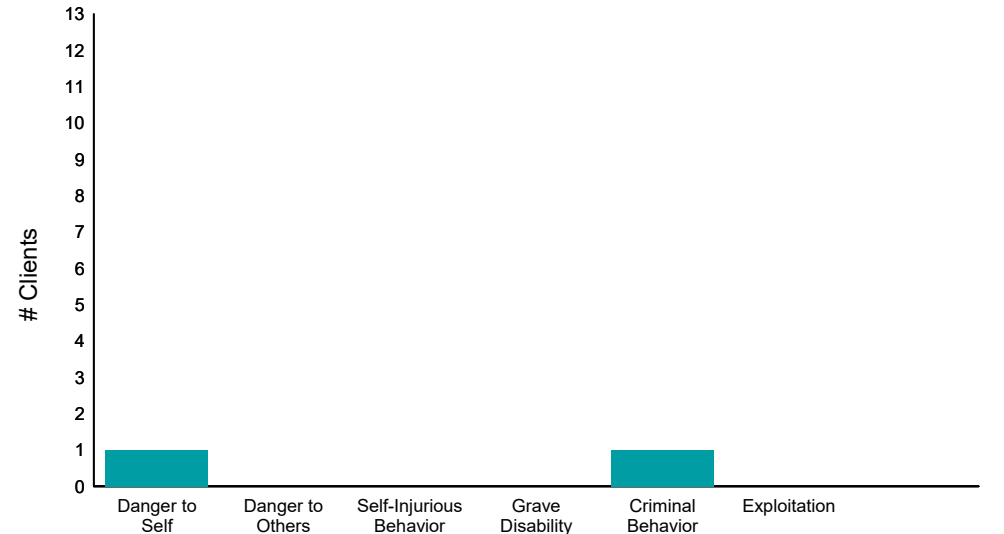


Item	Improved	Didn't Improve	% improvement
Psychosis	1/4	3/4	25%
Depression	2/9	7/9	22%
Anxiety	2/8	6/8	25%
Adjustment to Trauma	1/3	2/3	33%
Impulse Control	2/4	2/4	50%
Interpersonal Problems	1/2	1/2	50%
Substance Use	3/6	3/6	50%
<b>% improvement</b>			<b>54%</b>

**Life Domain Functioning**



**Risk Behaviors**



Item	Improved	Didn't Improve	% improvement
Physical /Medical	0/0	0/0	0%
Family Functioning	1/4	3/4	25%
Living Skills	1/3	2/3	33%
Social Functioning	2/7	5/7	29%
Residential Stability	1/2	1/2	50%
Employ'm't	0/3	3/3	0%
Medication Adherence	0/0	0/0	0%
Cultural Stress	1/1	0/0	100%
<b>% improvement</b>			<b>54%</b>

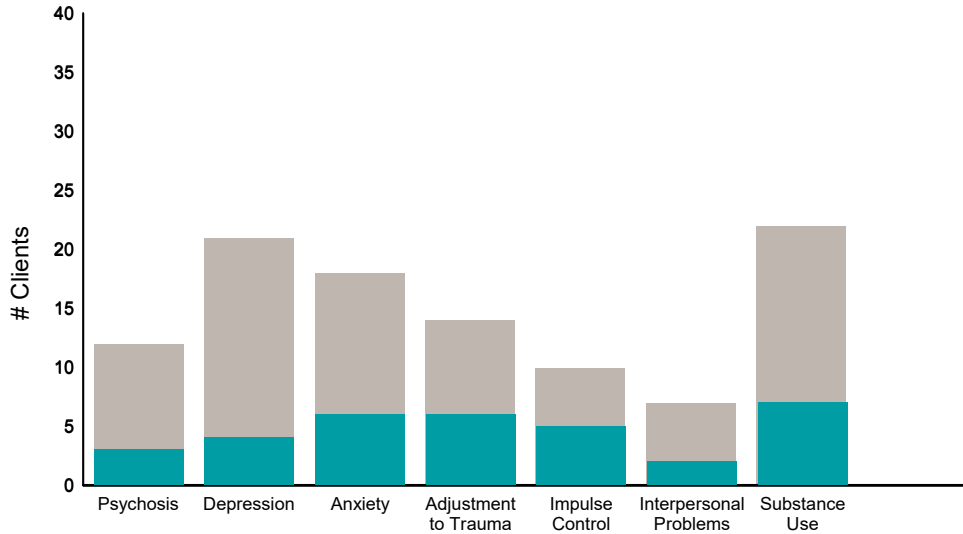
This report reflects data from 7/1/2020 - 6/30/2021

**FY20-21 Q4 Objective A.2 ANSA Outcomes Item-Level Report**  
**BHS TAY FSP (38BHT3)**

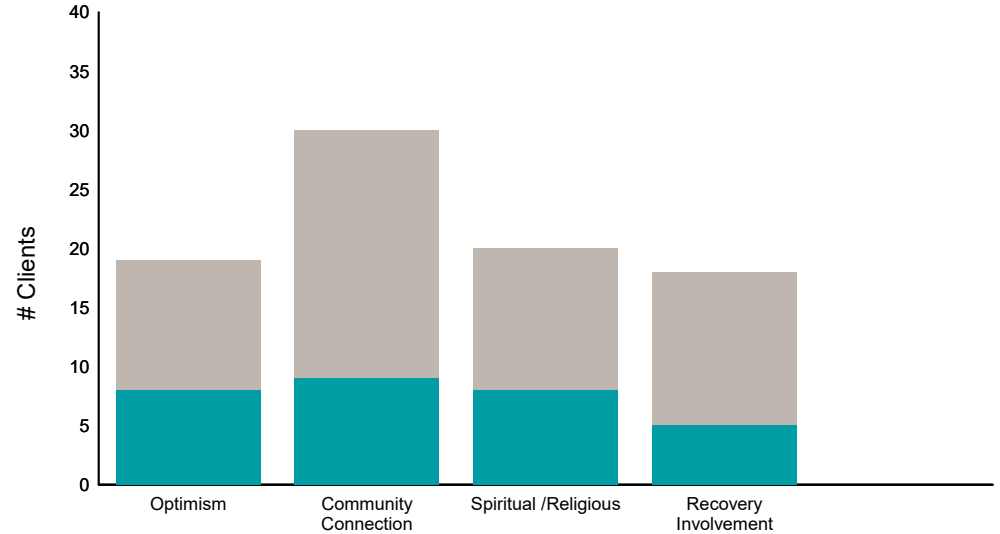
Didn't Improve
  Improved
 This report looks at current ANSAs to see how many clients improved on items rated 2 or 3 from the prior ANSA.

Num of episodes w/ min. 2 ANSAs: 39      Average days between ANSAs: 283.4      % clients improved on min. 30% of actionable items: **62% (= 24/39)**

**Behavioral Health Domain**

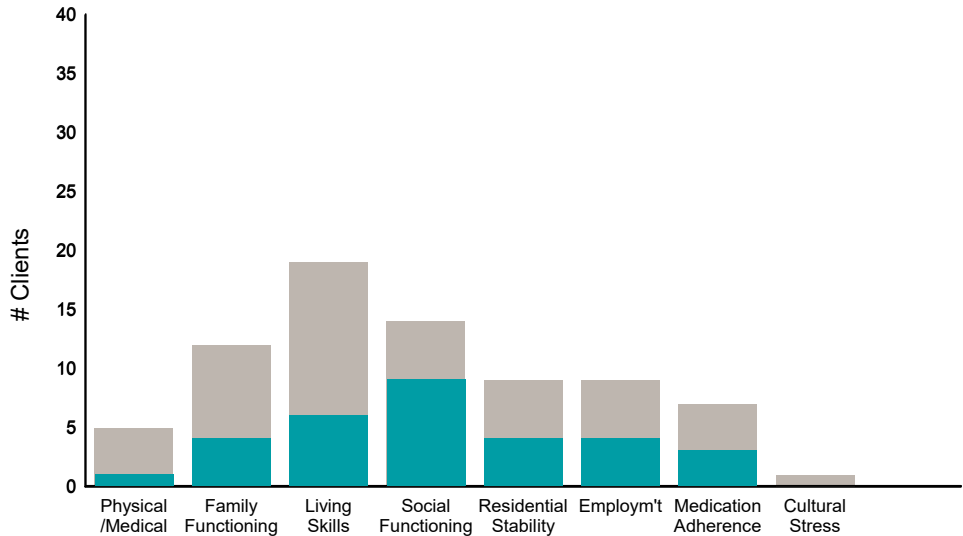


**Strengths**

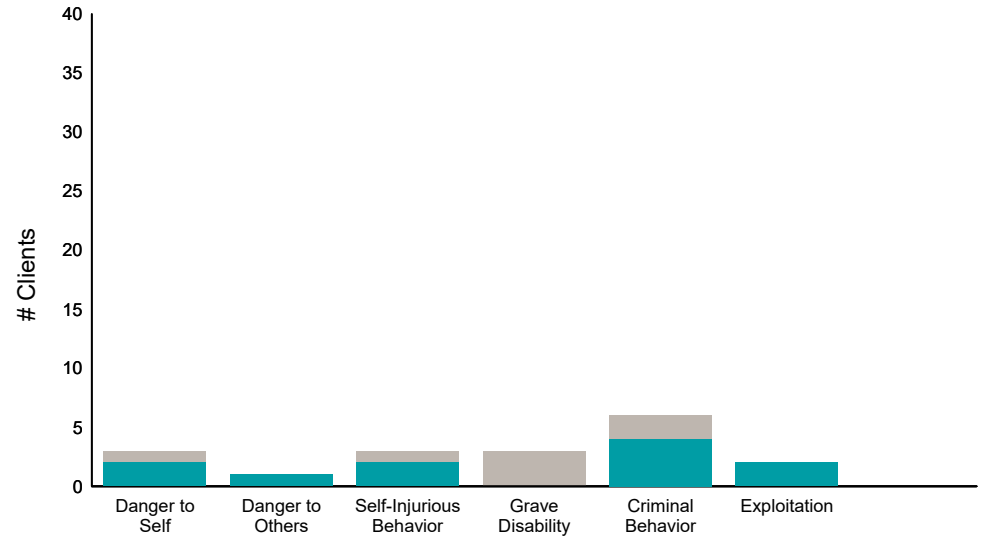


Item	% improvement
Psychosis	25% (3/12)
Depression	19% (4/21)
Anxiety	33% (6/18)
Adjustment to Trauma	43% (6/14)
Impulse Control	50% (5/10)
Interpersonal Problems	29% (2/7)
Substance Use	32% (7/22)
Optimism	42% (8/19)
Community Connection	30% (9/30)
Spiritual /Religious	40% (8/20)
Recovery Involvement	28% (5/18)

**Life Domain Functioning**



**Risk Behaviors**



Item	% improvement
Physical /Medical	20% (1/5)
Family Functioning	33% (4/12)
Living Skills	32% (6/19)
Social Functioning	64% (9/14)
Residential Stability	44% (4/9)
Employ'm't	44% (4/9)
Medication Adherence	43% (3/7)
Cultural Stress	0% (0/1)
Danger to Self	67% (2/3)
Danger to Others	100% (1/1)
Self-Injurious Behavior	67% (2/3)
Grave Disability	0% (0/3)
Criminal Behavior	67% (4/6)
Exploitation	100% (2/2)

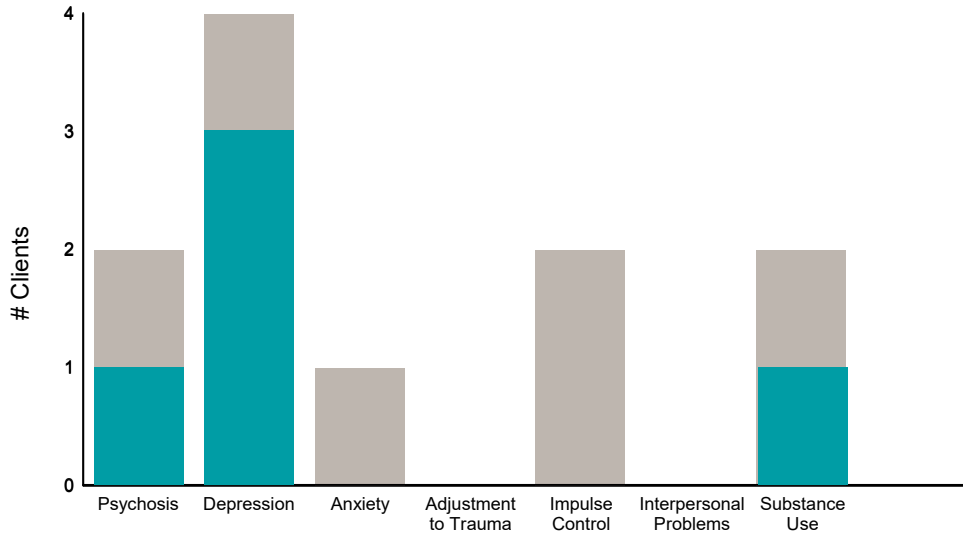
This report reflects data from 7/1/2020 - 6/30/2021

**FY20-21 Q4 Objective A.2 ANSA Outcomes Item-Level Report**  
**BHS TAY Outpatient (38BH4)**

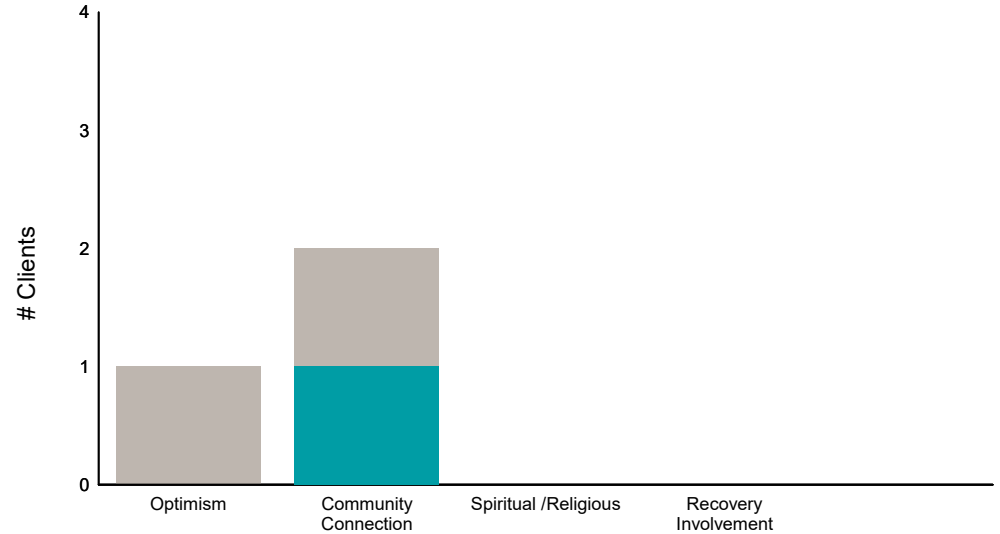
Didn't Improve
  Improved
 This report looks at current ANSAs to see how many clients improved on items rated 2 or 3 from the prior ANSA.

Num of episodes w/ min. 2 ANSAs: **4**      Average days between ANSAs: **224.0**      % clients improved on min. 30% of actionable items: **75% (= 3/4)**

**Behavioral Health Domain**

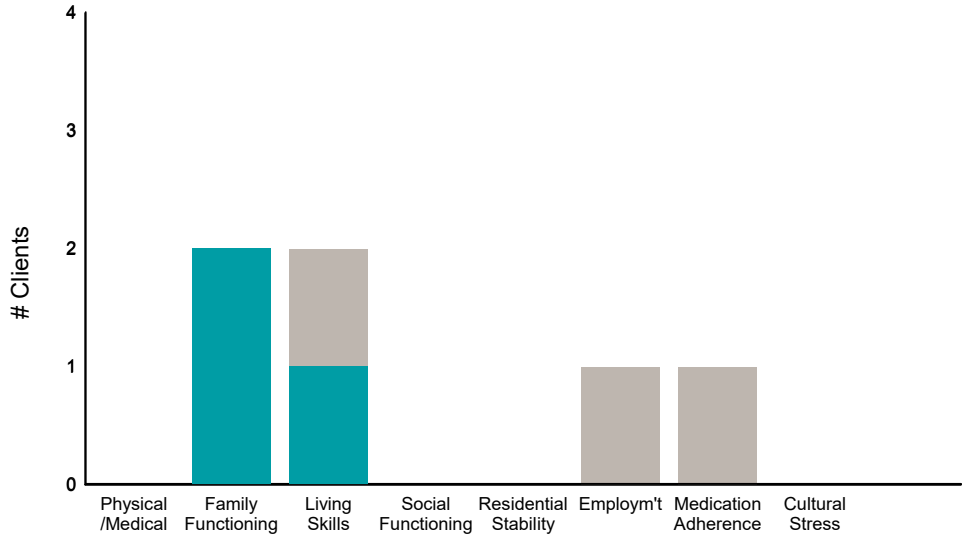


**Strengths**

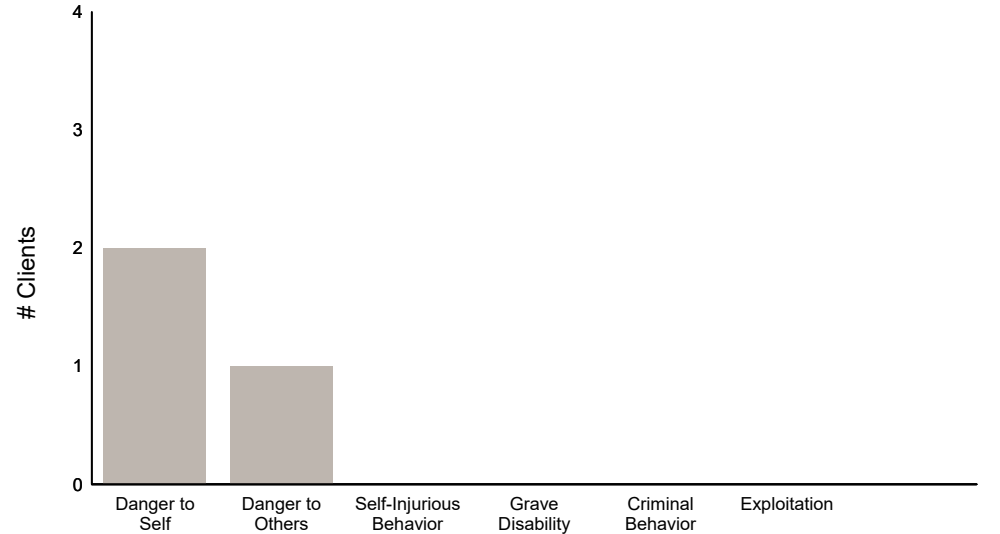


Item	% improvement
Psychosis	50% (1/2)
Depression	75% (3/4)
Anxiety	0% (0/1)
Adjustment to Trauma	0% (0/0)
Impulse Control	0% (0/2)
Interpersonal Problems	0% (0/0)
Substance Use	50% (1/2)
Optimism	0% (0/1)
Community Connection	50% (1/2)
Spiritual /Religious	0% (0/0)
Recovery Involvement	0% (0/0)

**Life Domain Functioning**



**Risk Behaviors**



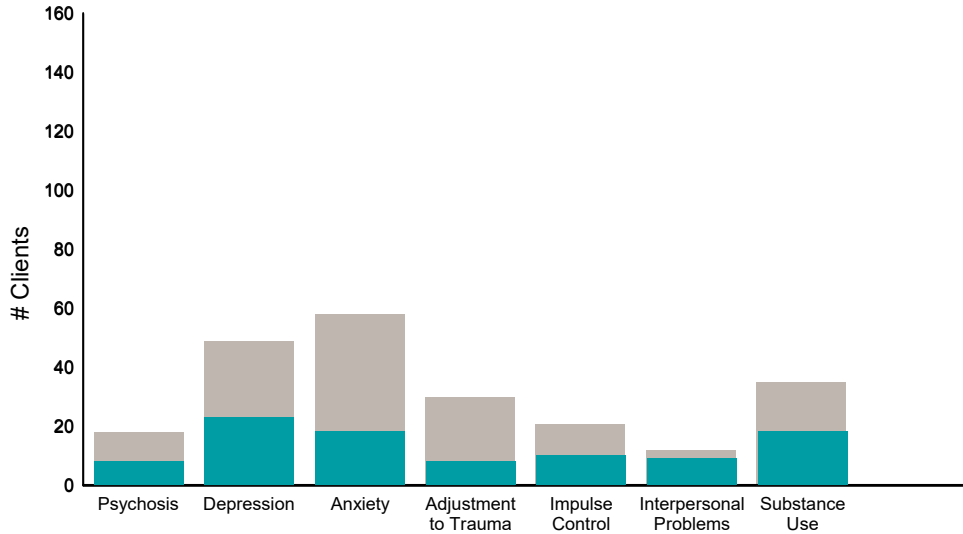
Item	% improvement
Physical /Medical	0% (0/0)
Family Functioning	100% (2/2)
Living Skills	50% (1/2)
Social Functioning	0% (0/0)
Residential Stability	0% (0/0)
Employ'm't	0% (0/1)
Medication Adherence	0% (0/1)
Cultural Stress	0% (0/0)
Danger to Self	0% (0/2)
Danger to Others	0% (0/1)
Self-Injurious Behavior	0% (0/0)
Grave Disability	0% (0/0)
Criminal Behavior	0% (0/0)
Exploitation	0% (0/0)

**FY20-21 Q4 Objective A.2 ANSA Outcomes Item-Level Report**  
**BVHP Third Street Adult (38513)**

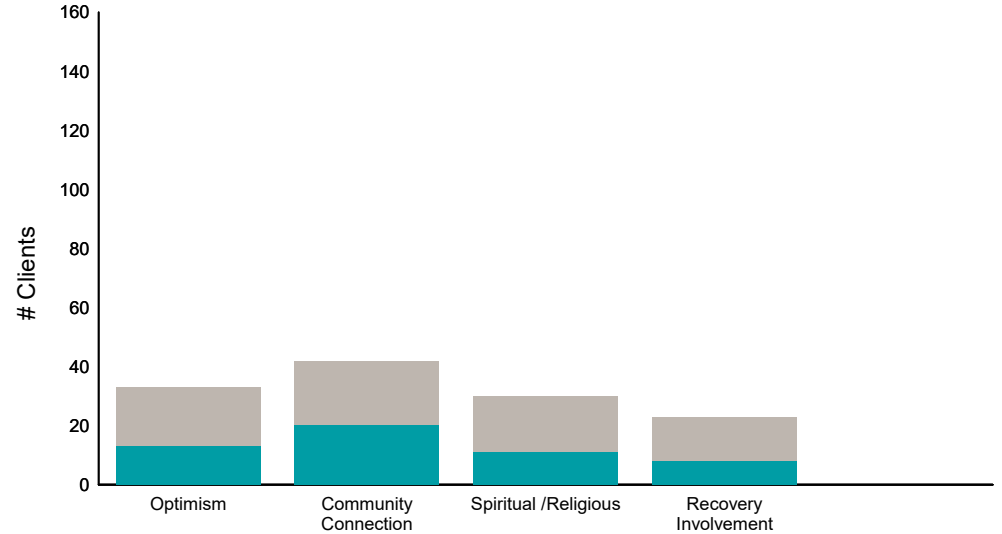
Didn't Improve
  Improved
 This report looks at current ANSAs to see how many clients improved on items rated 2 or 3 from the prior ANSA.

Num of episodes w/ min. 2 ANSAs: 147      Average days between ANSAs: 389.1      % clients improved on min. 30% of actionable items: **76% (= 70/92)**

**Behavioral Health Domain**

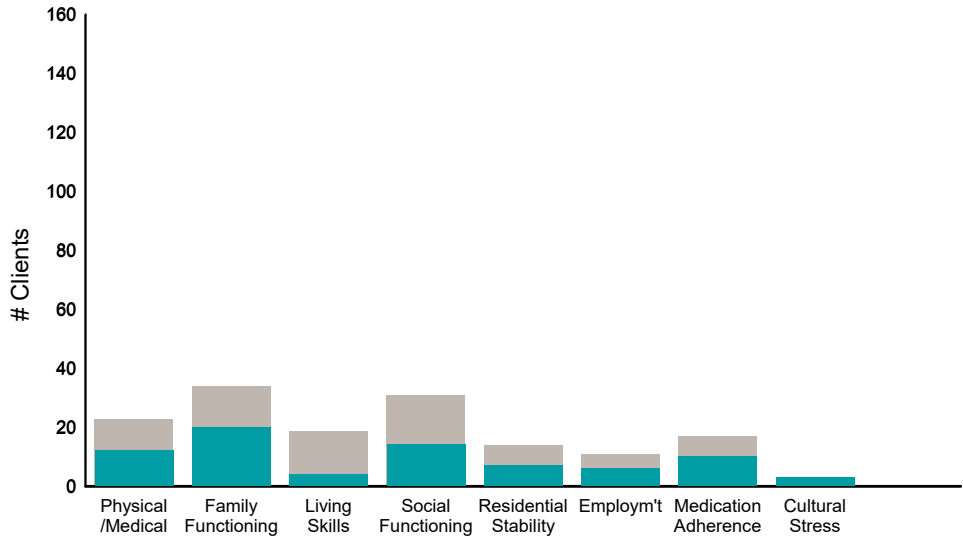


**Strengths**

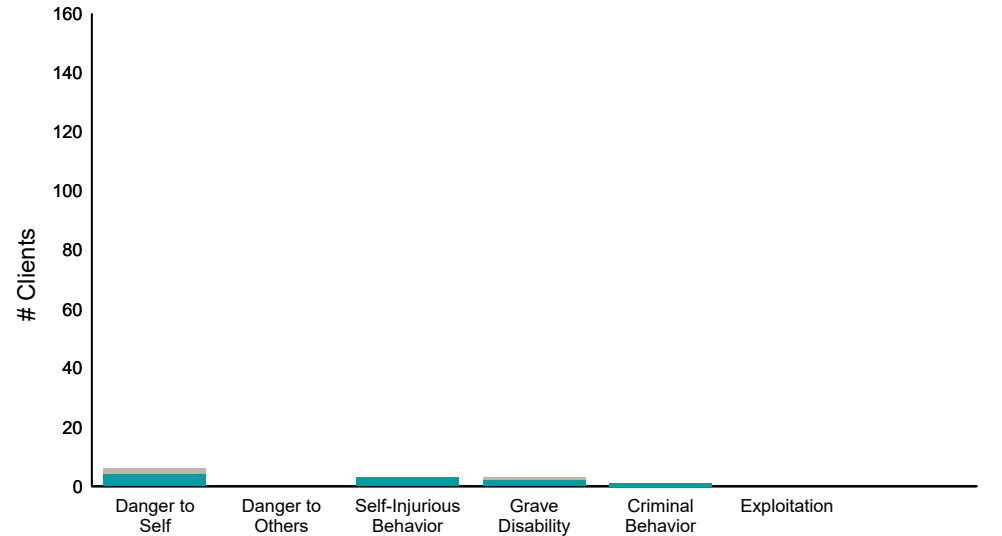


Item	% improvement
Psychosis	44% (8/18)
Depression	47% (23/49)
Anxiety	31% (18/58)
Adjustment to Trauma	27% (8/30)
Impulse Control	48% (10/21)
Interpersonal Problems	75% (9/12)
Substance Use	51% (18/35)
Optimism	39% (13/33)
Community Connection	48% (20/42)
Spiritual /Religious	37% (11/30)
Recovery Involvement	35% (8/23)

**Life Domain Functioning**



**Risk Behaviors**



Item	% improvement
Physical /Medical	52% (12/23)
Family Functioning	59% (20/34)
Living Skills	21% (4/19)
Social Functioning	45% (14/31)
Residential Stability	50% (7/14)
Employ'm't	55% (6/11)
Medication Adherence	59% (10/17)
Cultural Stress	100% (3/3)
Danger to Self	67% (4/6)
Danger to Others	0% (0/0)
Self-Injurious Behavior	100% (3/3)
Grave Disability	67% (2/3)
Criminal Behavior	100% (1/1)
Exploitation	0% (0/0)

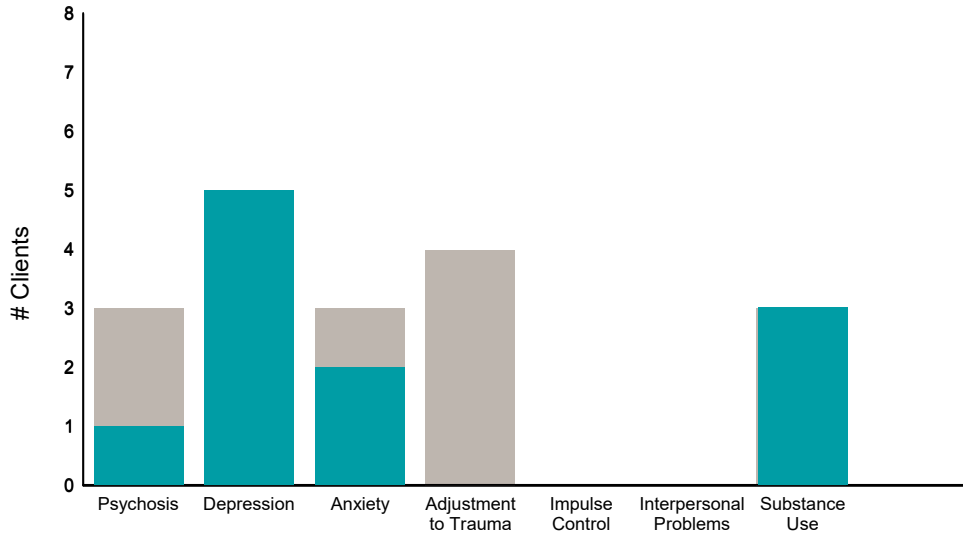
This report reflects data from 7/1/2020 - 6/30/2021

**FY20-21 Q4 Objective A.2 ANSA Outcomes Item-Level Report**  
**Carroll House Resid Geriatric (38541)**

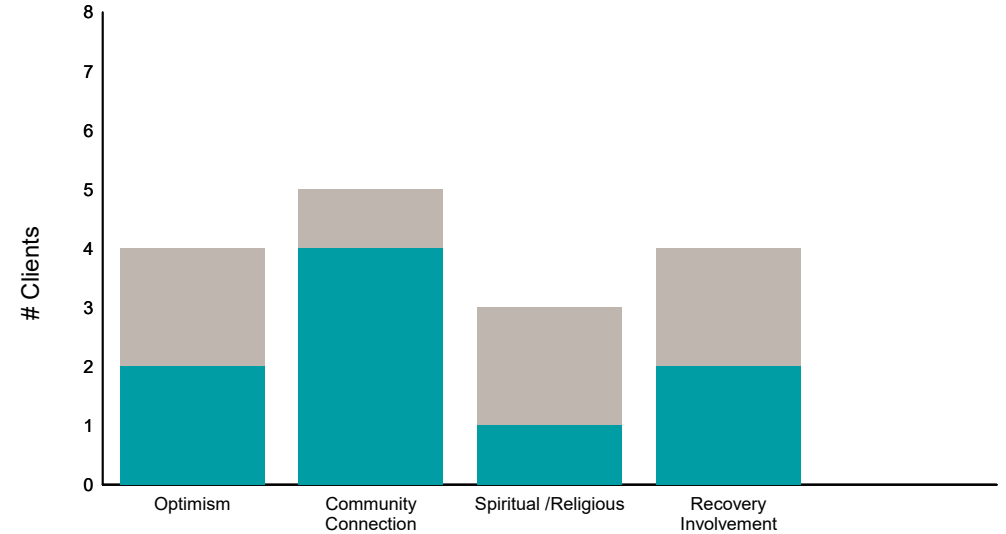
Didn't Improve
  Improved
 This report looks at current ANSAs to see how many clients improved on items rated 2 or 3 from the prior ANSA.

Num of episodes w/ min. 2 ANSAs: **8**      Average days between ANSAs: **172.5**      % clients improved on min. 30% of actionable items: **86% (= 6/7)**

**Behavioral Health Domain**

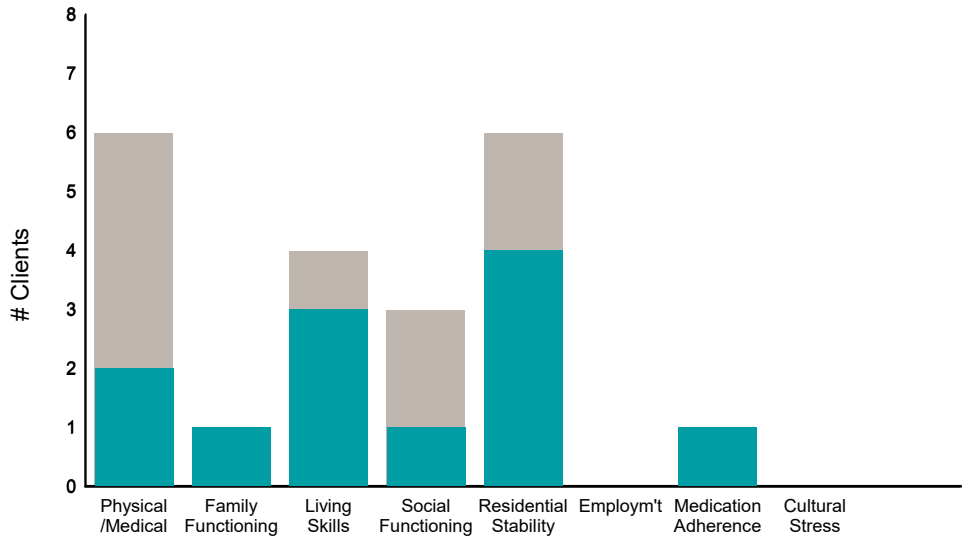


**Strengths**

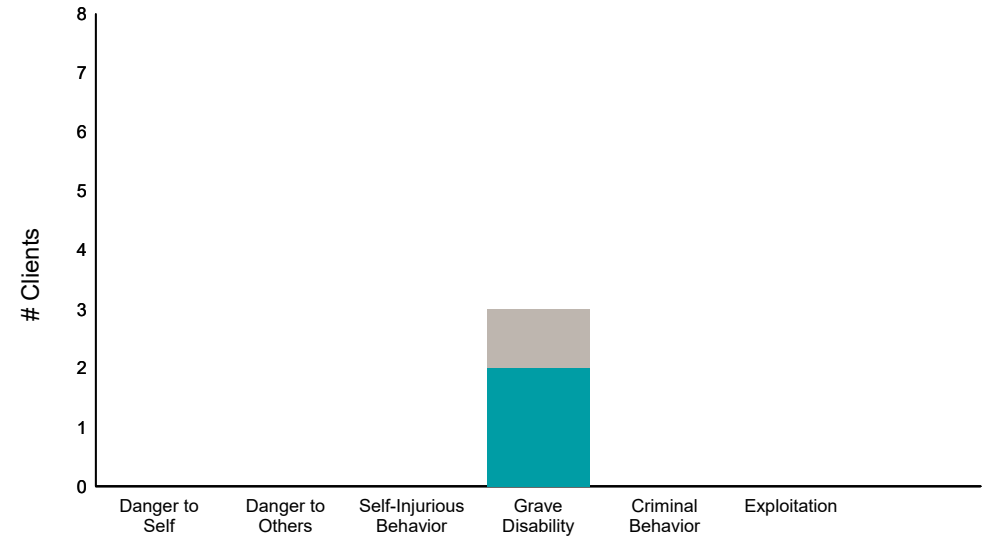


Item	% improvement
Psychosis	33% (1/3)
Depression	100% (5/5)
Anxiety	67% (2/3)
Adjustment to Trauma	0% (0/4)
Impulse Control	0% (0/0)
Interpersonal Problems	0% (0/0)
Substance Use	100% (3/3)
Optimism	50% (2/4)
Community Connection	80% (4/5)
Spiritual /Religious	33% (1/3)
Recovery Involvement	50% (2/4)

**Life Domain Functioning**



**Risk Behaviors**



Item	% improvement
Physical /Medical	33% (2/6)
Family Functioning	100% (1/1)
Living Skills	75% (3/4)
Social Functioning	33% (1/3)
Residential Stability	67% (4/6)
Employ'm't	0% (0/0)
Medication Adherence	100% (1/1)
Cultural Stress	0% (0/0)
Danger to Self	0% (0/0)
Danger to Others	0% (0/0)
Self-Injurious Behavior	0% (0/0)
Grave Disability	67% (2/3)
Criminal Behavior	0% (0/0)
Exploitation	0% (0/0)

This report reflects data from 7/1/2020 - 6/30/2021

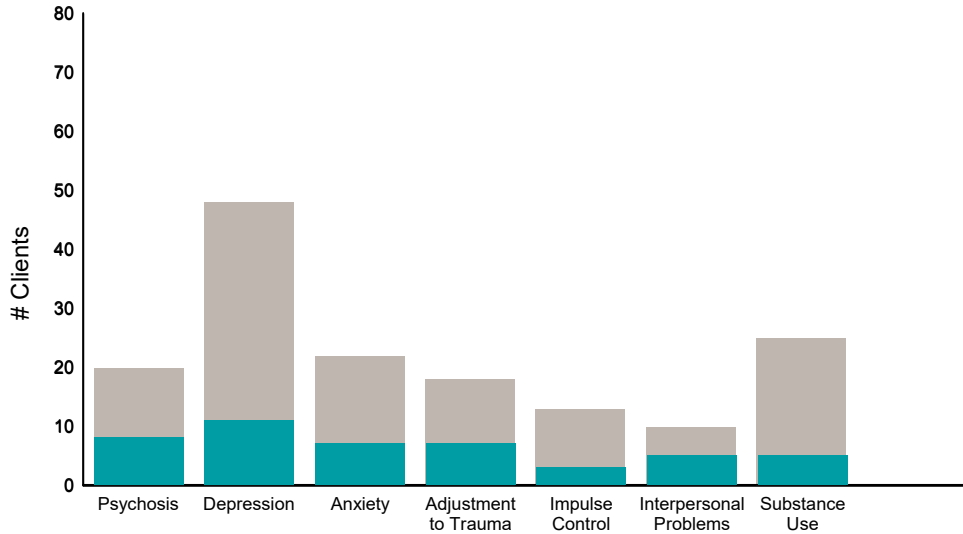


**FY20-21 Q4 Objective A.2 ANSA Outcomes Item-Level Report**  
**Central City Behavioral Health(89073)**

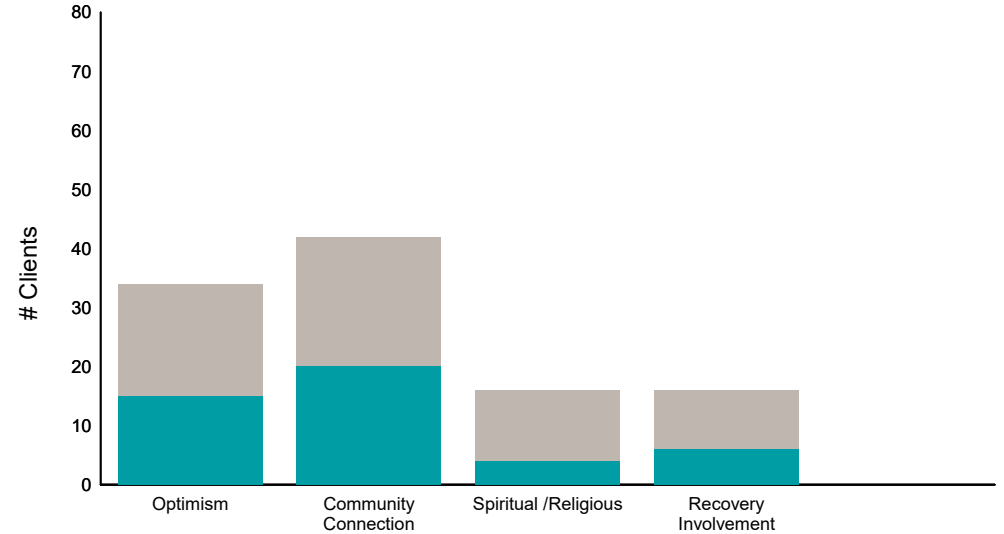
Didn't Improve
  Improved
 This report looks at current ANSAs to see how many clients improved on items rated 2 or 3 from the prior ANSA.

Num of episodes w/ min. 2 ANSAs: 75      Average days between ANSAs: 389.9      % clients improved on min. 30% of actionable items: **54% (= 38/70)**

**Behavioral Health Domain**

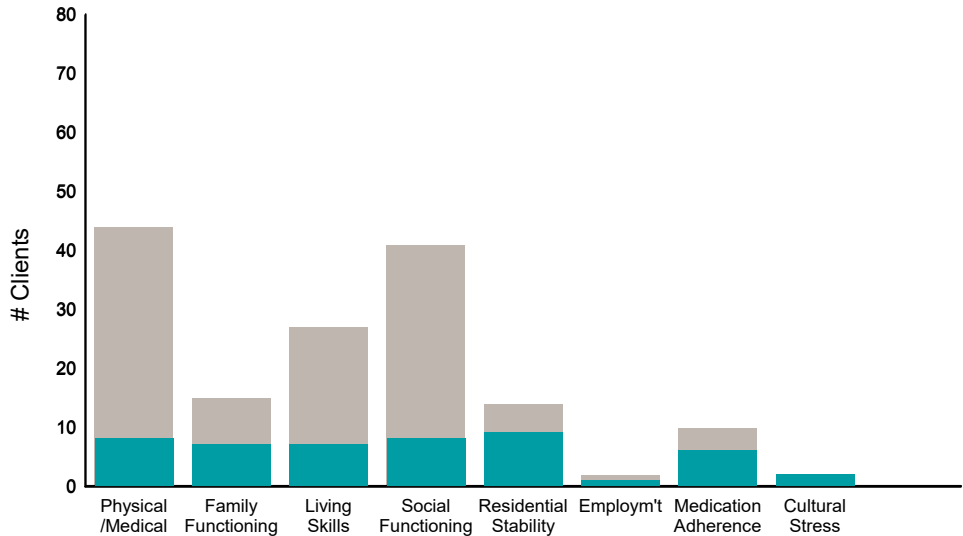


**Strengths**

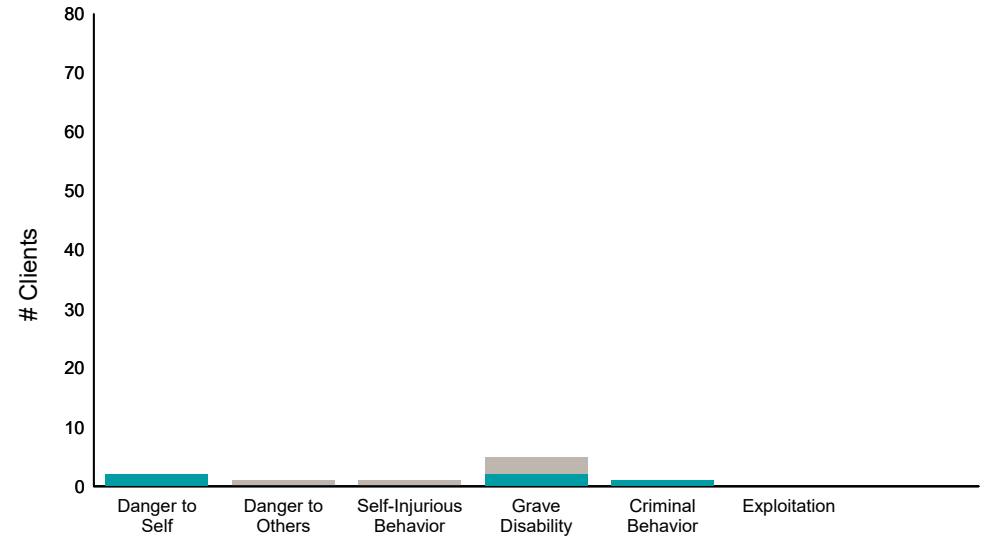


Behavioral Health Domain	Improvement %	Improved / Total	Strengths	Improvement %	Improved / Total
Psychosis	40%	8/20	Optimism	44%	15/34
Depression	23%	11/48	Community Connection	48%	20/42
Anxiety	32%	7/22	Spiritual /Religious	25%	4/16
Adjustment to Trauma	39%	7/18	Recovery Involvement	38%	6/16
Impulse Control	23%	3/13			
Interpersonal Problems	50%	5/10			
Substance Use	20%	5/25			

**Life Domain Functioning**



**Risk Behaviors**



Life Domain Functioning	Improvement %	Improved / Total	Risk Behaviors	Improvement %	Improved / Total
Physical /Medical	18%	8/44	Danger to Self	100%	2/2
Family Functioning	47%	7/15	Danger to Others	0%	0/1
Living Skills	26%	7/27	Self-Injurious Behavior	0%	0/1
Social Functioning	20%	8/41	Grave Disability	40%	2/5
Residential Stability	64%	9/14	Criminal Behavior	100%	1/1
Employm't	50%	1/2	Exploitation	0%	0/0
Medication Adherence	60%	6/10			
Cultural Stress	100%	2/2			

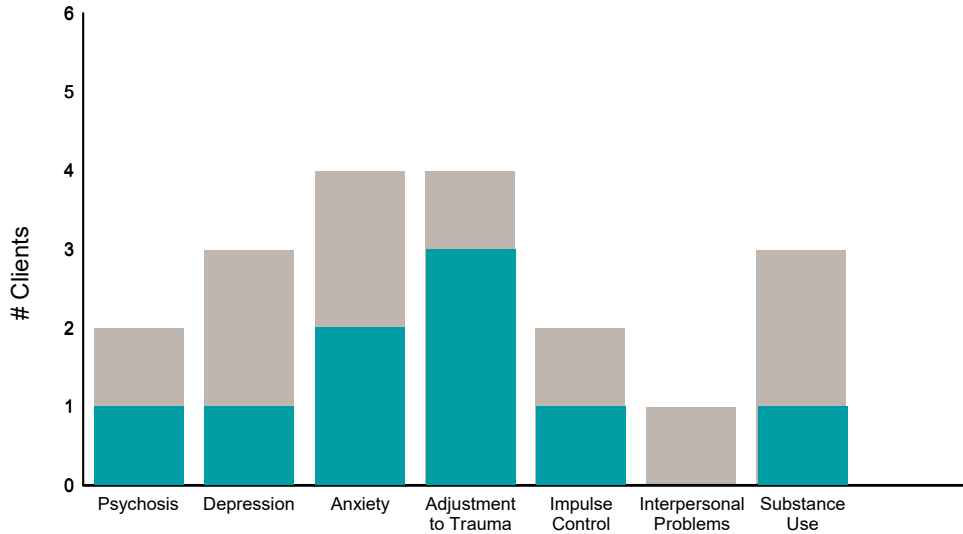
This report reflects data from 7/1/2020 - 6/30/2021

**FY20-21 Q4 Objective A.2 ANSA Outcomes Item-Level Report**  
**CHP-Essex House (38IDOP)**

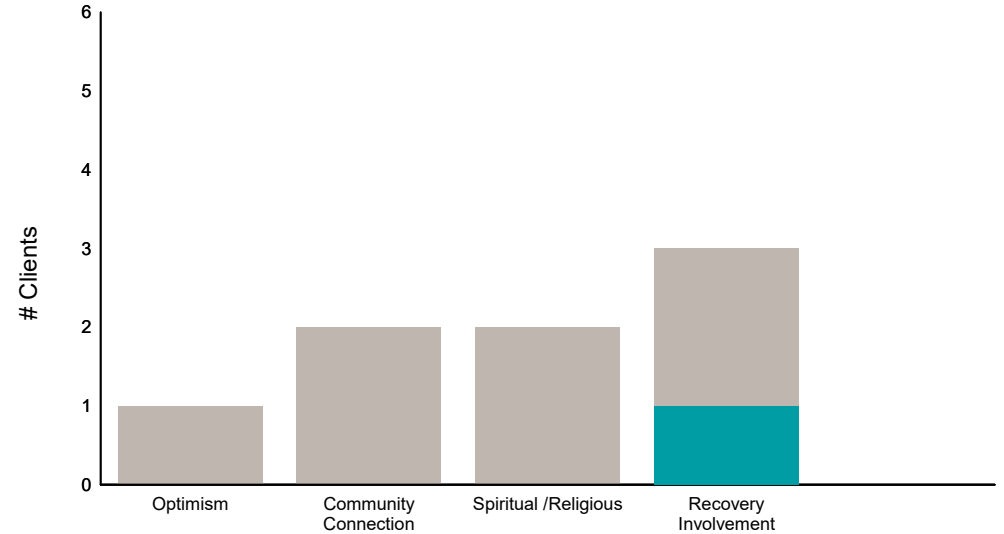
Didn't Improve
  Improved
 This report looks at current ANSAs to see how many clients improved on items rated 2 or 3 from the prior ANSA.

Num of episodes w/ min. 2 ANSAs: **6**      Average days between ANSAs: **263.2**      % clients improved on min. 30% of actionable items: **67% (= 4/6)**

**Behavioral Health Domain**

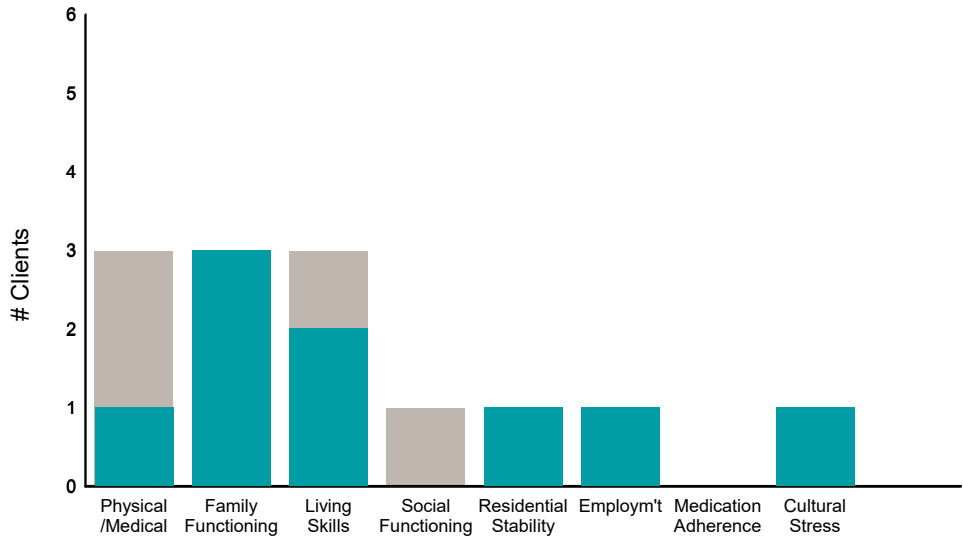


**Strengths**

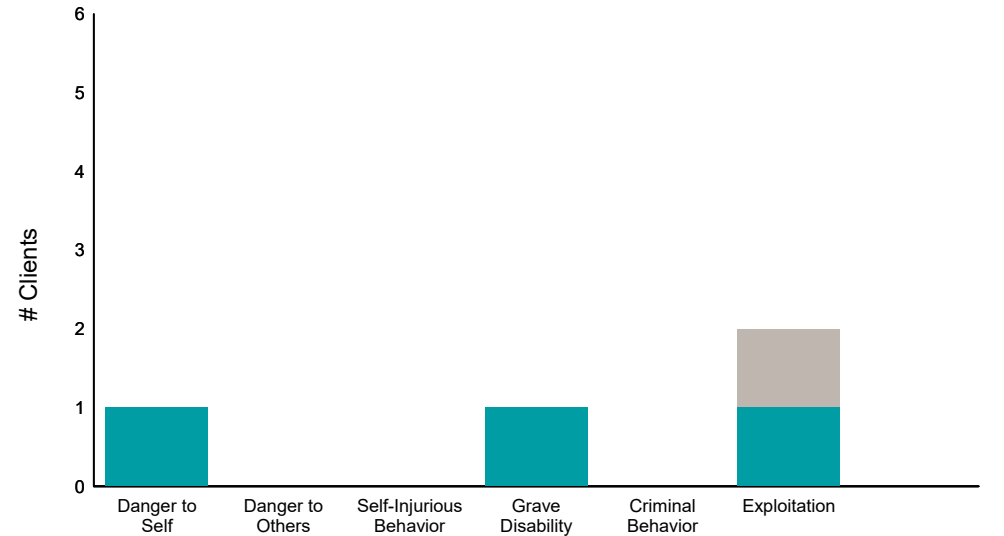


Item	Improved	Didn't Improve	% improvement
Psychosis	1/2	1/2	50%
Depression	1/3	2/3	33%
Anxiety	2/4	2/4	50%
Adjustment to Trauma	3/4	1/4	75%
Impulse Control	1/2	1/2	50%
Interpersonal Problems	0/1	1/1	0%
Substance Use	1/3	2/3	33%

**Life Domain Functioning**



**Risk Behaviors**



Item	Improved	Didn't Improve	% improvement
Physical /Medical	1/3	2/3	33%
Family Functioning	3/3	0/0	100%
Living Skills	2/3	1/3	67%
Social Functioning	0/1	1/1	0%
Residential Stability	1/1	0/0	100%
Employ'm't	1/1	0/0	100%
Medication Adherence	0/0	0/0	0%
Cultural Stress	1/1	0/0	100%

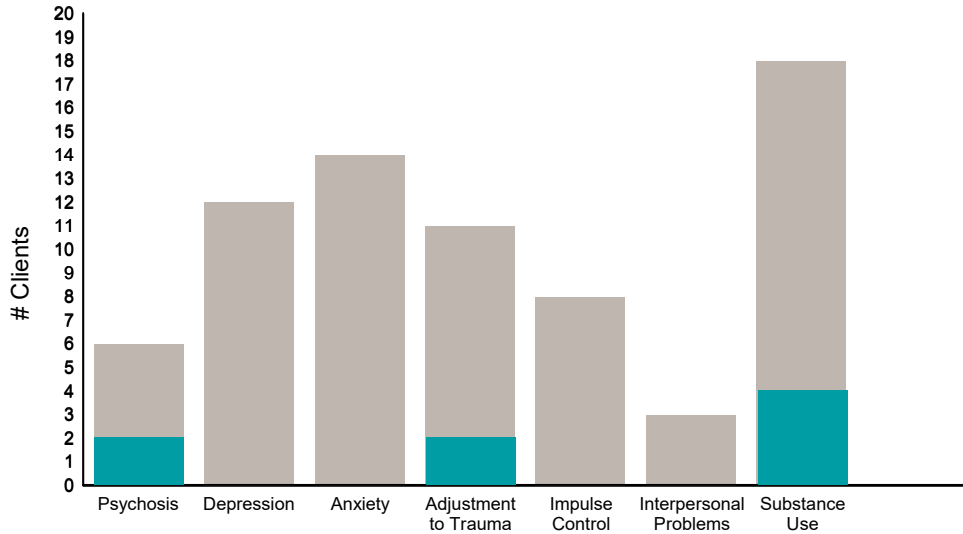
This report reflects data from 7/1/2020 - 6/30/2021

**FY20-21 Q4 Objective A.2 ANSA Outcomes Item-Level Report**  
**Citywide Case Management-NOVA (8911NO)**

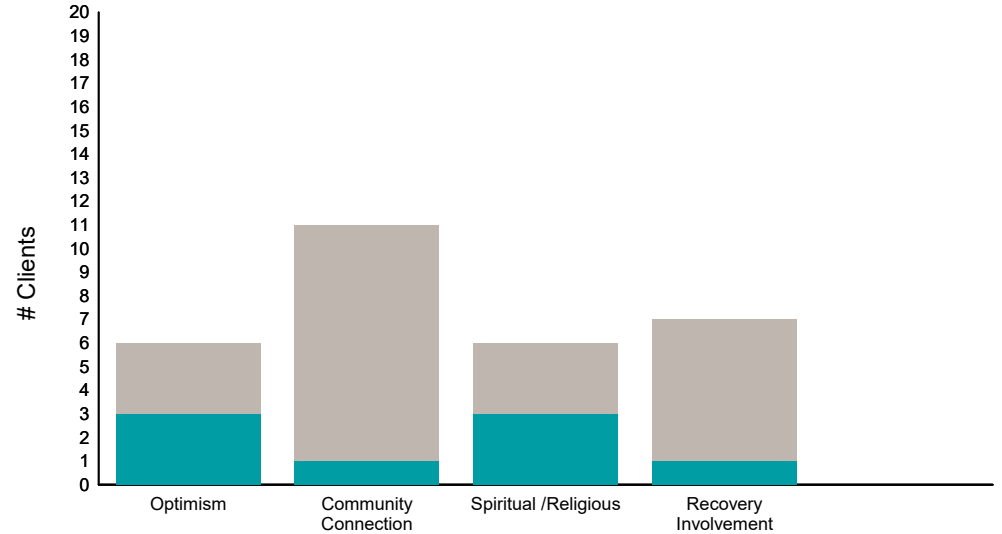
Didn't Improve
  Improved
 This report looks at current ANSAs to see how many clients improved on items rated 2 or 3 from the prior ANSA.

Num of episodes w/ min. 2 ANSAs: 20      Average days between ANSAs: 197.7      % clients improved on min. 30% of actionable items: **35% (= 7/20)**

**Behavioral Health Domain**

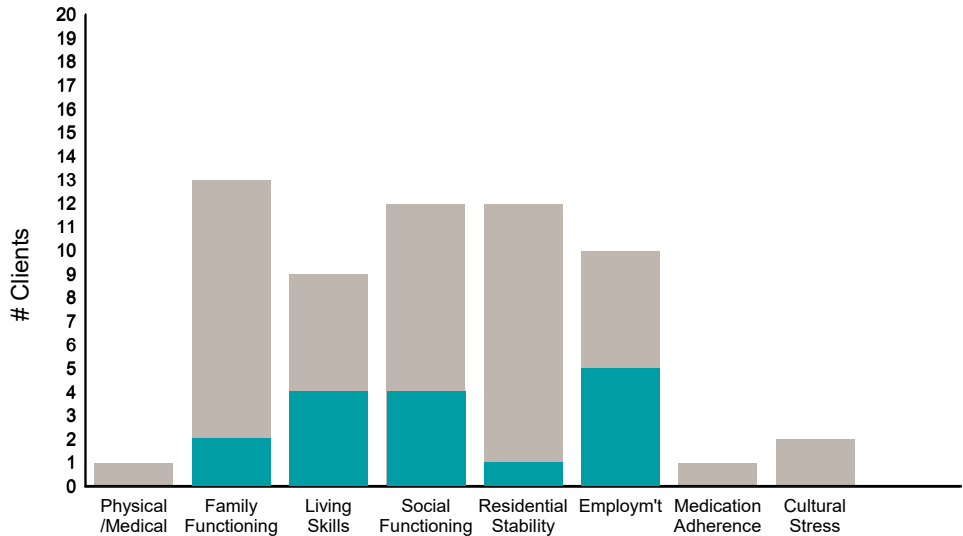


**Strengths**

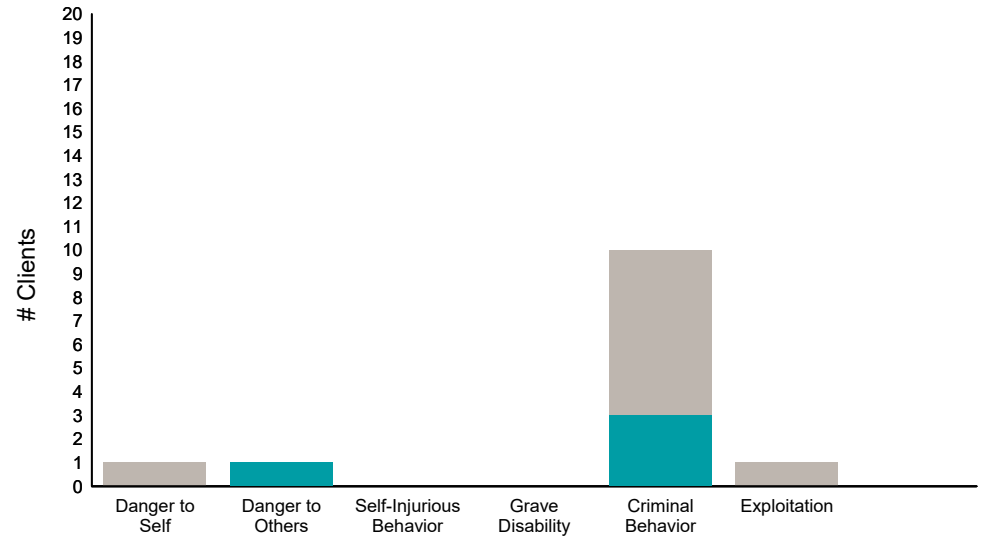


Behavioral Health Domain							% improvement	Strengths			
33%	0%	0%	18%	0%	0%	22%	50%	9%	50%	14%	
2/6	0/12	0/14	2/11	0/8	0/3	4/18	3/6	1/11	3/6	1/7	

**Life Domain Functioning**



**Risk Behaviors**



Life Domain Functioning								% improvement	Risk Behaviors					
0%	15%	44%	33%	8%	50%	0%	0%	0%	100%	0%	0%	30%	0%	
0/1	2/13	4/9	4/12	1/12	5/10	0/1	0/2	0/1	1/1	0/0	0/0	3/10	0/1	

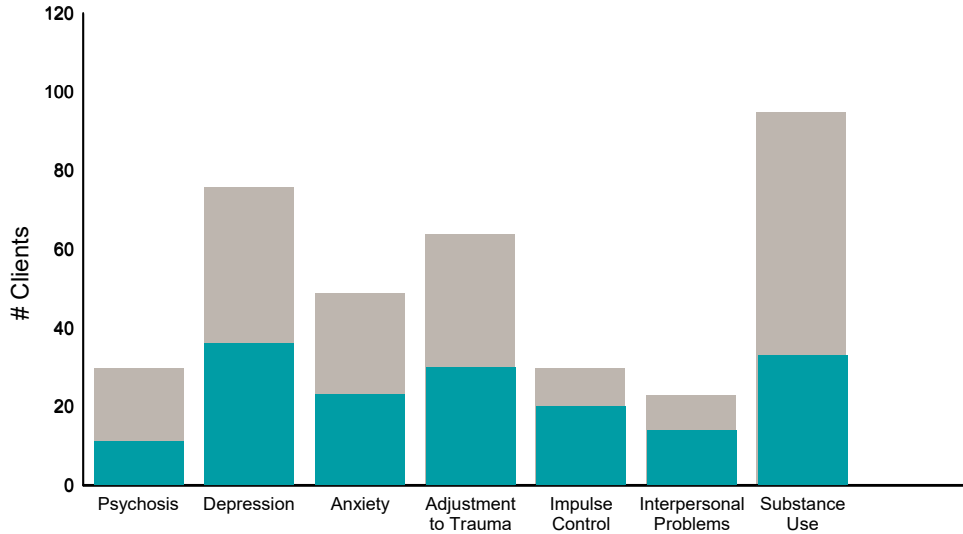
This report reflects data from 7/1/2020 - 6/30/2021

**FY20-21 Q4 Objective A.2 ANSA Outcomes Item-Level Report**  
**Citywide Case Mgm-UC Roving Te (8911RT)**

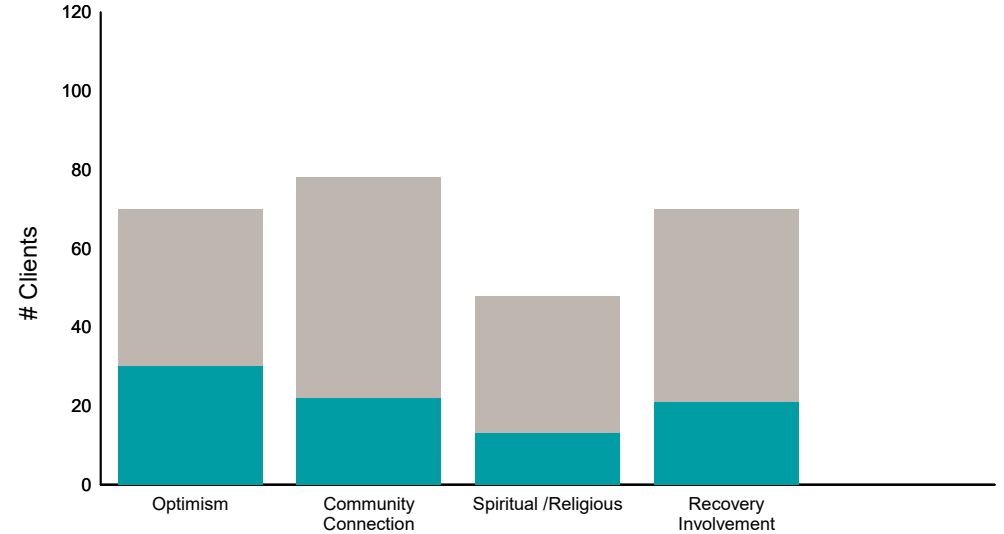
Didn't Improve
  Improved
 This report looks at current ANSAs to see how many clients improved on items rated 2 or 3 from the prior ANSA.

Num of episodes w/ min. 2 ANSAs: 119      Average days between ANSAs: 233.3      % clients improved on min. 30% of actionable items: **76% (= 90/119)**

**Behavioral Health Domain**

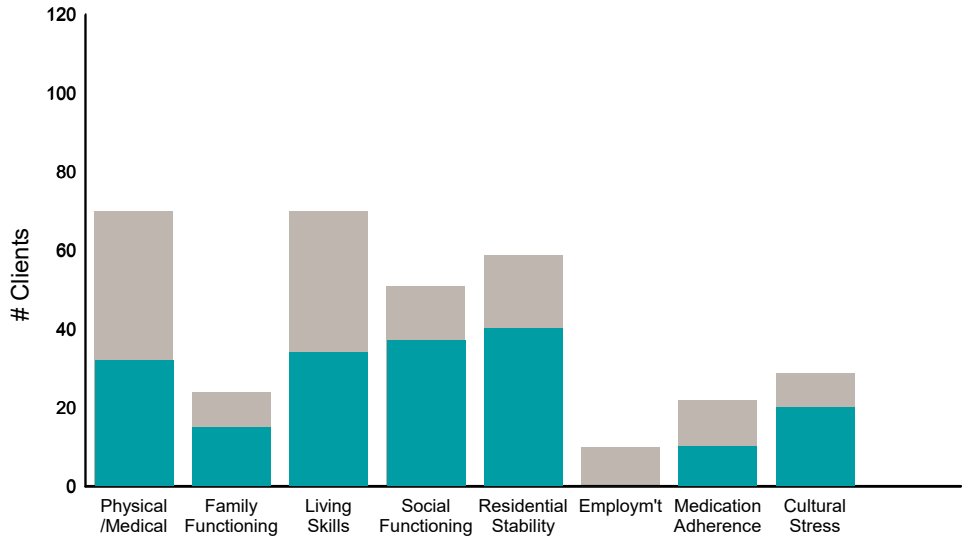


**Strengths**

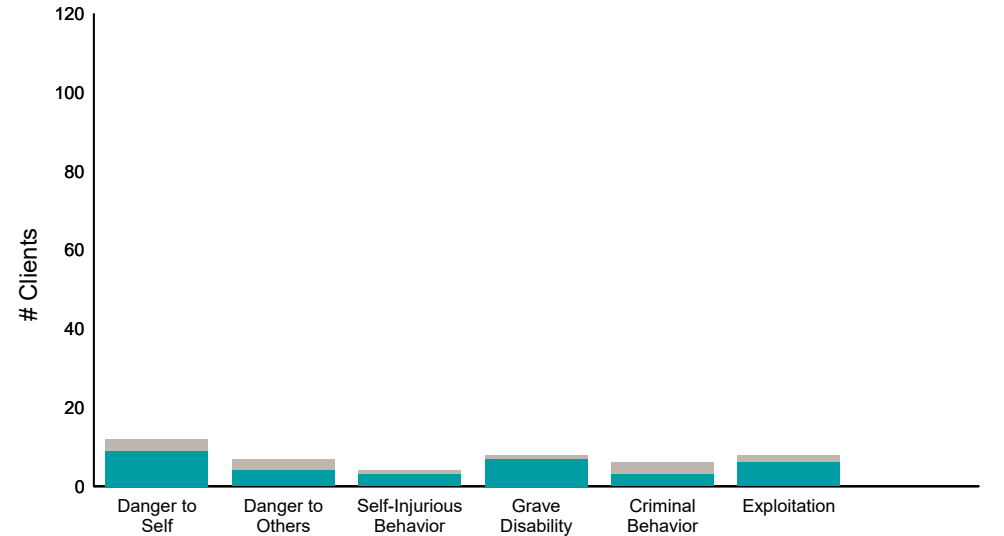


Behavioral Health Domain							% improvement	Strengths			
37%	47%	47%	47%	67%	61%	35%	43%	28%	27%	30%	
11/30	36/76	23/49	30/64	20/30	14/23	33/95	30/70	22/78	13/48	21/70	

**Life Domain Functioning**



**Risk Behaviors**



Life Domain Functioning								% improvement	Risk Behaviors					
46%	63%	49%	73%	68%	0%	45%	69%	75%	57%	75%	88%	50%	75%	
32/70	15/24	34/70	37/51	40/59	0/10	10/22	20/29	9/12	4/7	3/4	7/8	3/6	6/8	

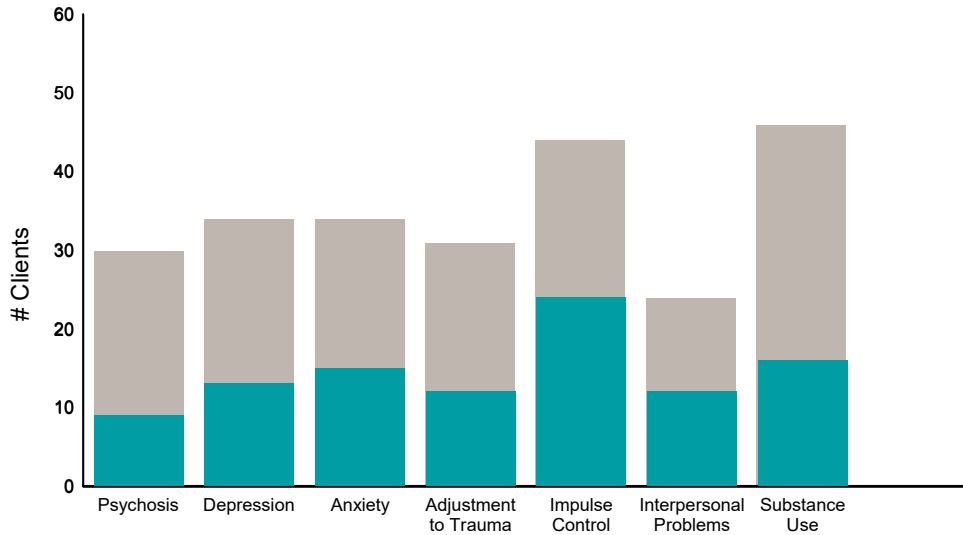
This report reflects data from 7/1/2020 - 6/30/2021

**FY20-21 Q4 Objective A.2 ANSA Outcomes Item-Level Report**  
**Citywide Community Response (8911CCR)**

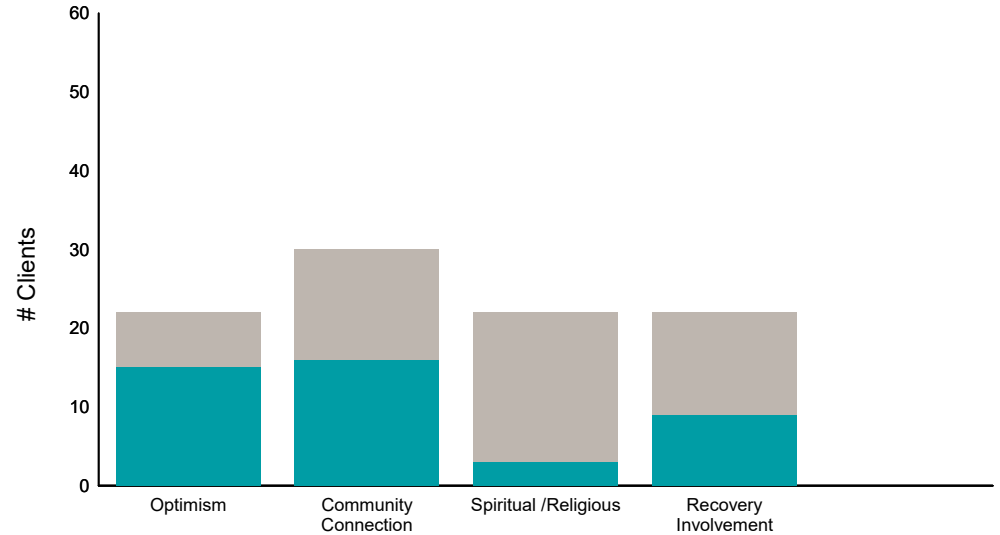
Didn't Improve
  Improved
 This report looks at current ANSAs to see how many clients improved on items rated 2 or 3 from the prior ANSA.

Num of episodes w/ min. 2 ANSAs: **54**      Average days between ANSAs: **203.0**      % clients improved on min. 30% of actionable items: **69% (= 35/51)**

**Behavioral Health Domain**

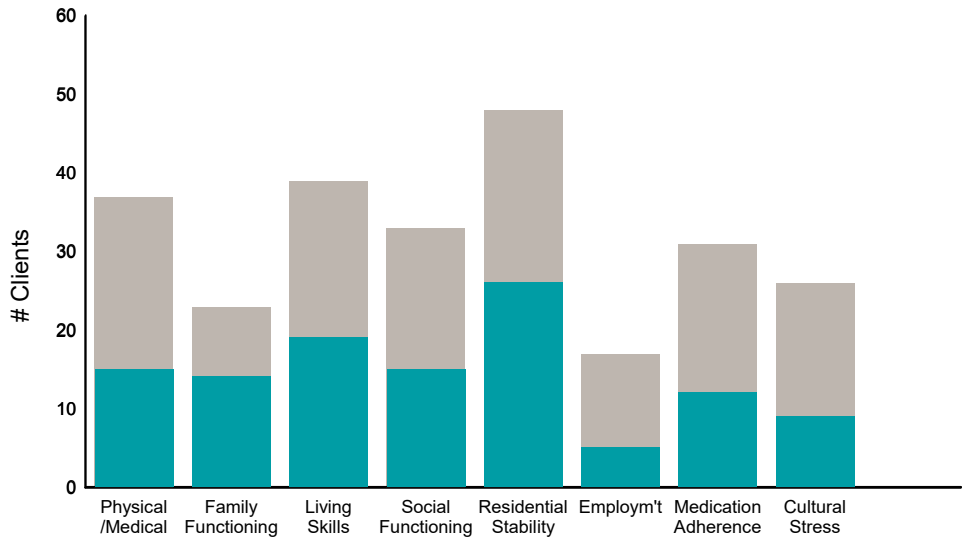


**Strengths**

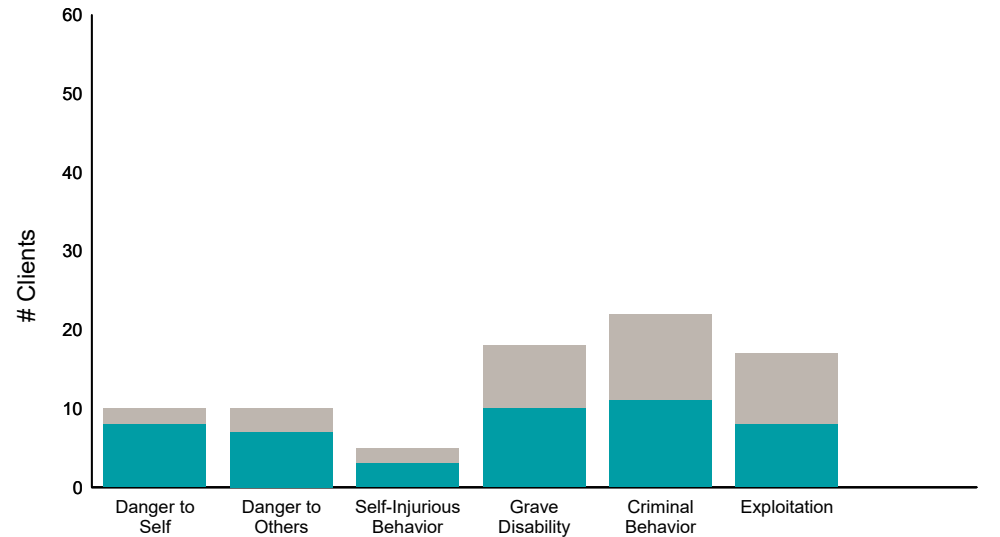


Item	% improvement
Psychosis	30% (9/30)
Depression	38% (13/34)
Anxiety	44% (15/34)
Adjustment to Trauma	39% (12/31)
Impulse Control	55% (24/44)
Interpersonal Problems	50% (12/24)
Substance Use	35% (16/46)
Optimism	68% (15/22)
Community Connection	53% (16/30)
Spiritual /Religious	14% (3/22)
Recovery Involvement	41% (9/22)

**Life Domain Functioning**



**Risk Behaviors**



Item	% improvement
Physical /Medical	41% (15/37)
Family Functioning	61% (14/23)
Living Skills	49% (19/39)
Social Functioning	45% (15/33)
Residential Stability	54% (26/48)
Employ'm't	29% (5/17)
Medication Adherence	39% (12/31)
Cultural Stress	35% (9/26)
Danger to Self	80% (8/10)
Danger to Others	70% (7/10)
Self-Injurious Behavior	60% (3/5)
Grave Disability	56% (10/18)
Criminal Behavior	50% (11/22)
Exploitation	47% (8/17)

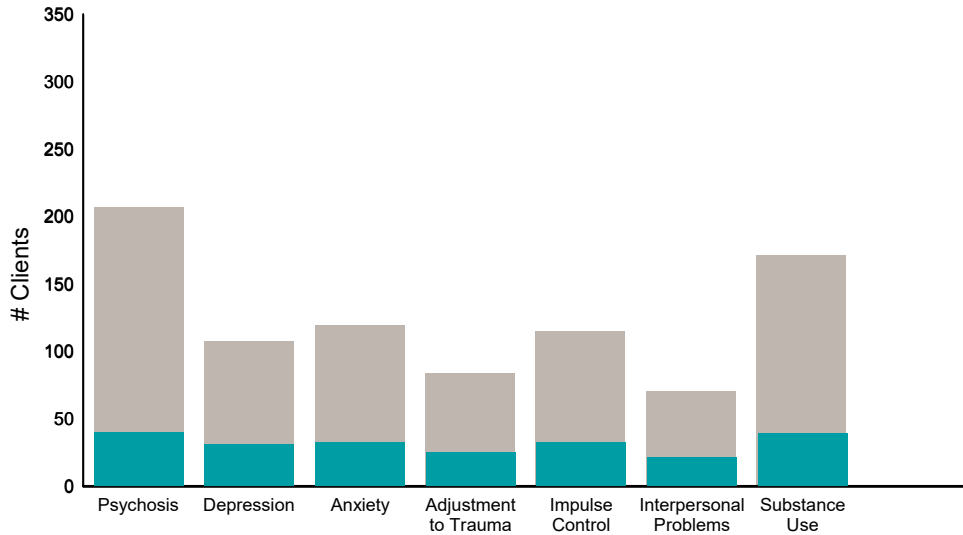
This report reflects data from 7/1/2020 - 6/30/2021

**FY20-21 Q4 Objective A.2 ANSA Outcomes Item-Level Report**  
**Citywide Focus (89113)**

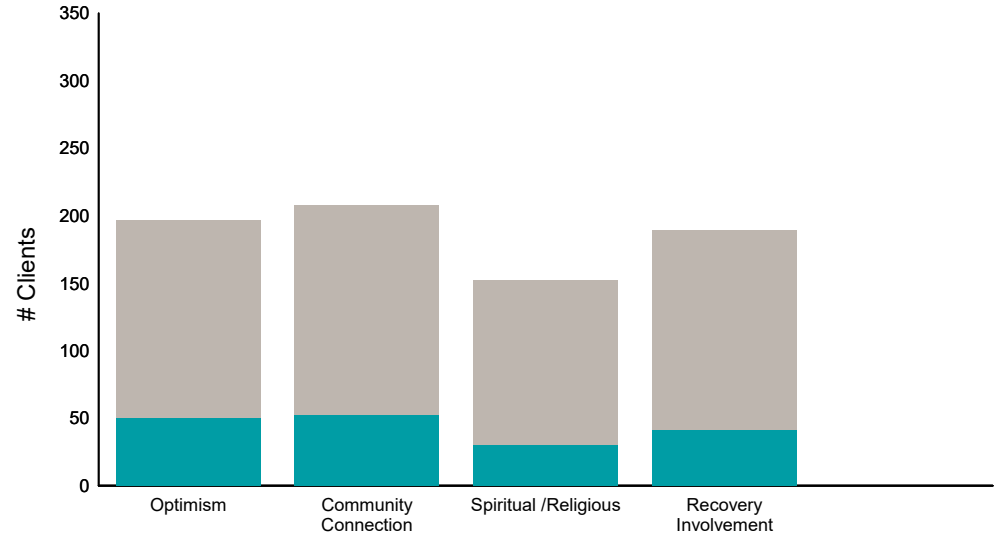
Didn't Improve
  Improved
 This report looks at current ANSAs to see how many clients improved on items rated 2 or 3 from the prior ANSA.

Num of episodes w/ min. 2 ANSAs: 315      Average days between ANSAs: 364.7      % clients improved on min. 30% of actionable items: **43% (= 130/301)**

**Behavioral Health Domain**

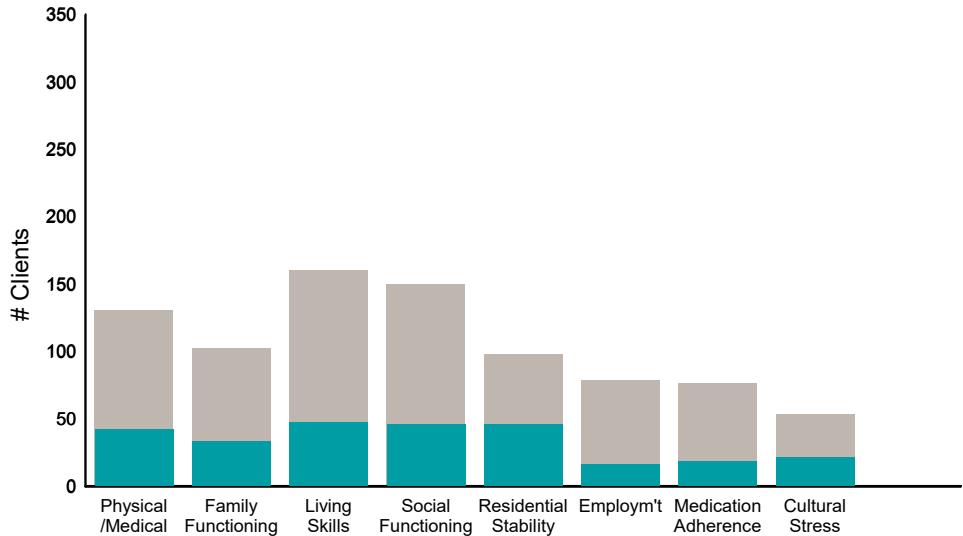


**Strengths**

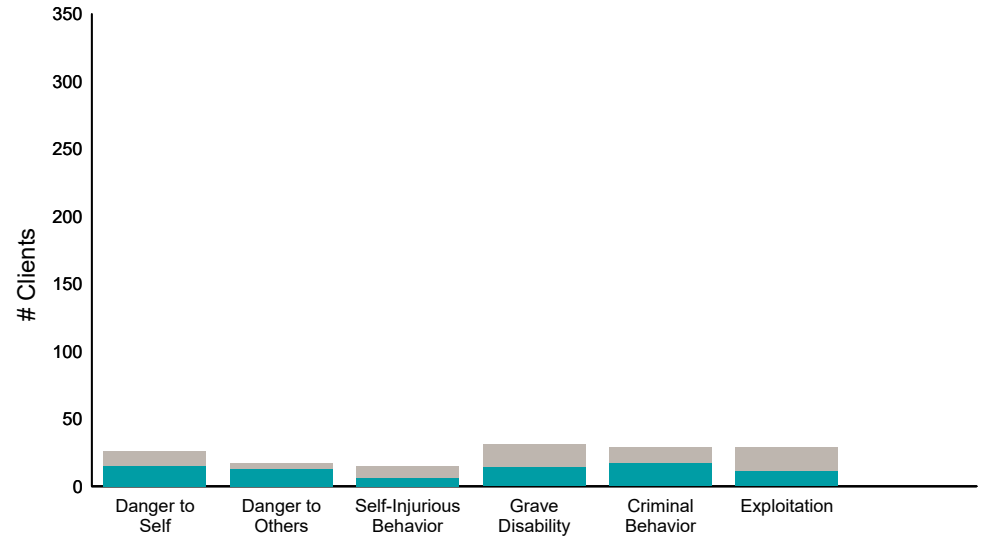


Item	% improvement
Psychosis	19%
Depression	29%
Anxiety	27%
Adjustment to Trauma	30%
Impulse Control	28%
Interpersonal Problems	30%
Substance Use	23%
Optimism	25%
Community Connection	25%
Spiritual /Religious	20%
Recovery Involvement	22%

**Life Domain Functioning**



**Risk Behaviors**



Item	% improvement
Physical /Medical	32%
Family Functioning	32%
Living Skills	29%
Social Functioning	31%
Residential Stability	47%
Employ'm't	20%
Medication Adherence	23%
Cultural Stress	39%
Danger to Self	58%
Danger to Others	76%
Self-Injurious Behavior	40%
Grave Disability	45%
Criminal Behavior	59%
Exploitation	38%

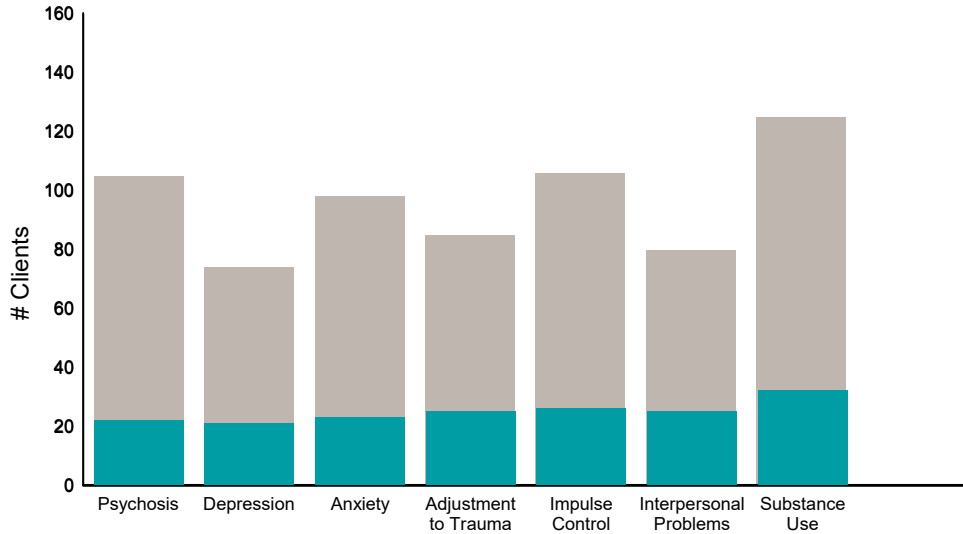
This report reflects data from 7/1/2020 - 6/30/2021

**FY20-21 Q4 Objective A.2 ANSA Outcomes Item-Level Report  
Citywide Forensics (89119)**

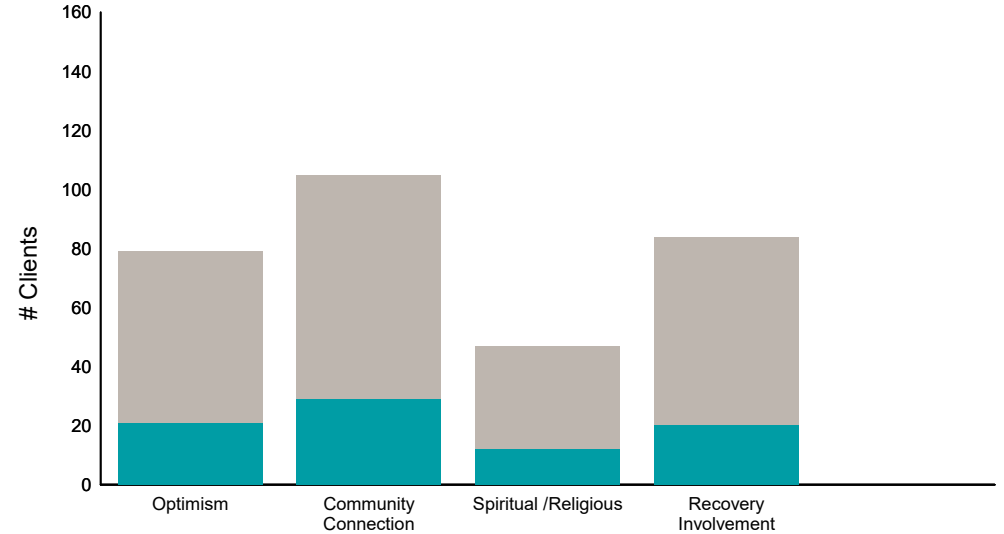
Didn't Improve
  Improved
 This report looks at current ANSAs to see how many clients improved on items rated 2 or 3 from the prior ANSA.

Num of episodes w/ min. 2 ANSAs: 151      Average days between ANSAs: 341.2      % clients improved on min. 30% of actionable items: **45% (= 67/150)**

**Behavioral Health Domain**

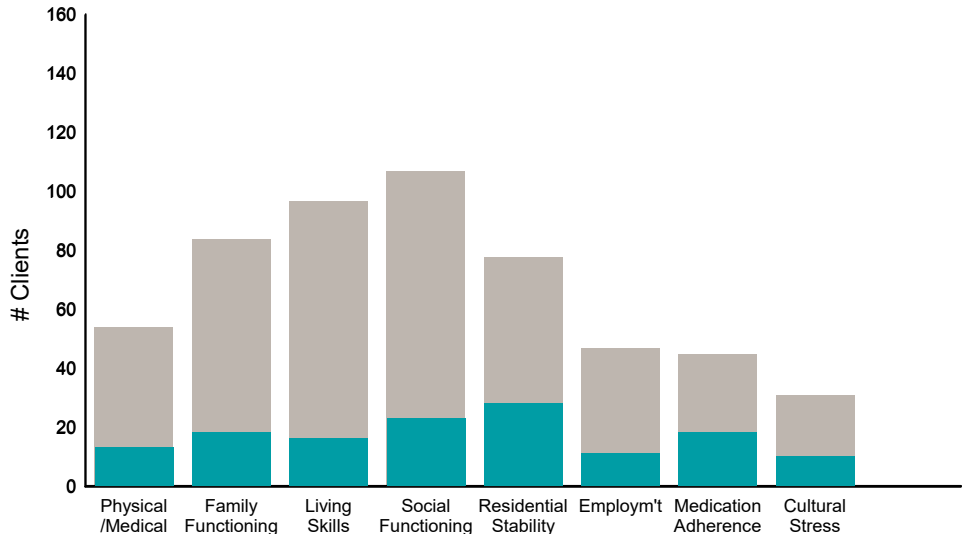


**Strengths**

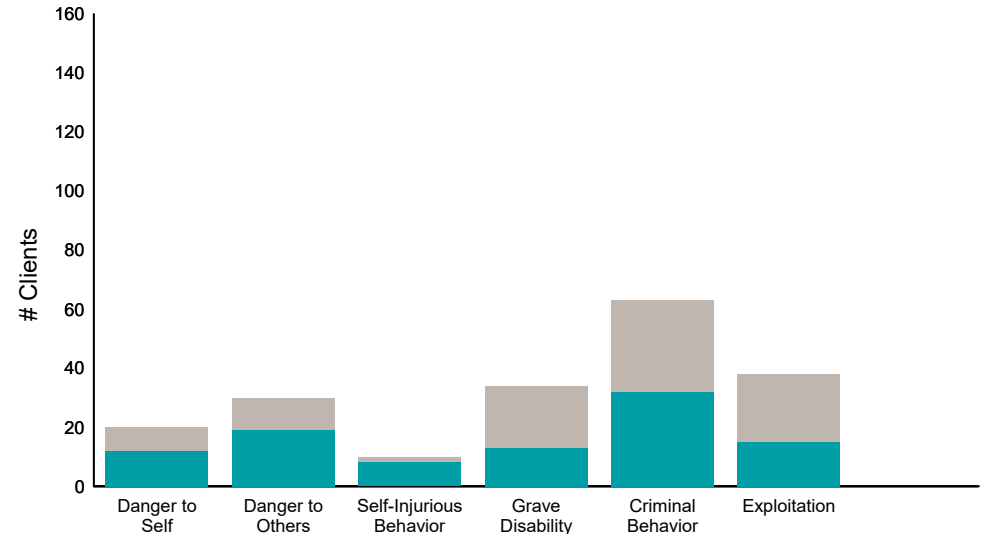


Item	% improvement
Psychosis	21% (22/105)
Depression	28% (21/74)
Anxiety	23% (23/98)
Adjustment to Trauma	29% (25/85)
Impulse Control	25% (26/106)
Interpersonal Problems	31% (25/80)
Substance Use	26% (32/125)
Optimism	27% (21/79)
Community Connection	28% (29/105)
Spiritual /Religious	26% (12/47)
Recovery Involvement	24% (20/84)

**Life Domain Functioning**



**Risk Behaviors**



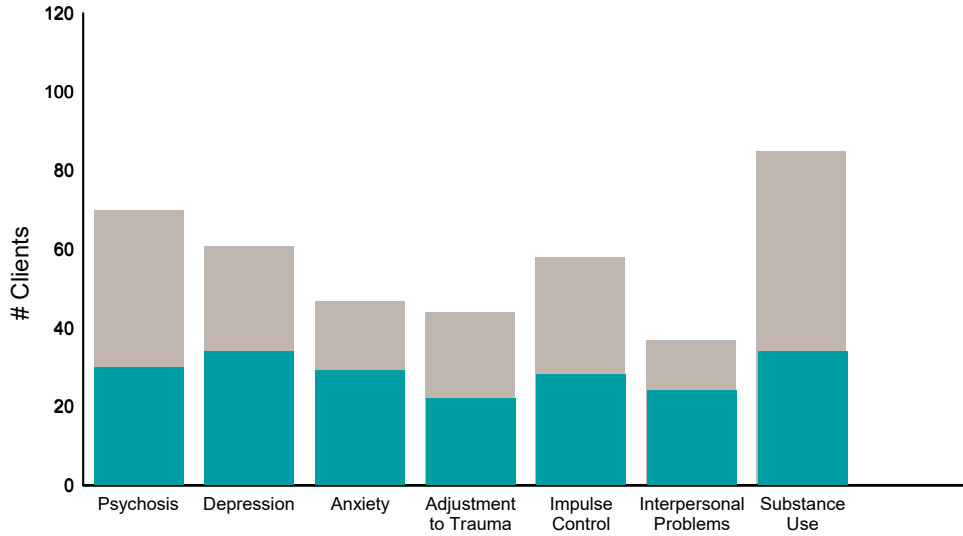
Item	% improvement
Physical /Medical	24% (13/54)
Family Functioning	21% (18/84)
Living Skills	16% (16/97)
Social Functioning	21% (23/107)
Residential Stability	36% (28/78)
Employ'm't	23% (11/47)
Medication Adherence	40% (18/45)
Cultural Stress	32% (10/31)
Danger to Self	60% (12/20)
Danger to Others	63% (19/30)
Self-Injurious Behavior	80% (8/10)
Grave Disability	38% (13/34)
Criminal Behavior	51% (32/63)
Exploitation	39% (15/38)

**FY20-21 Q4 Objective A.2 ANSA Outcomes Item-Level Report**  
**Citywide Linkage Team (89114MH)**

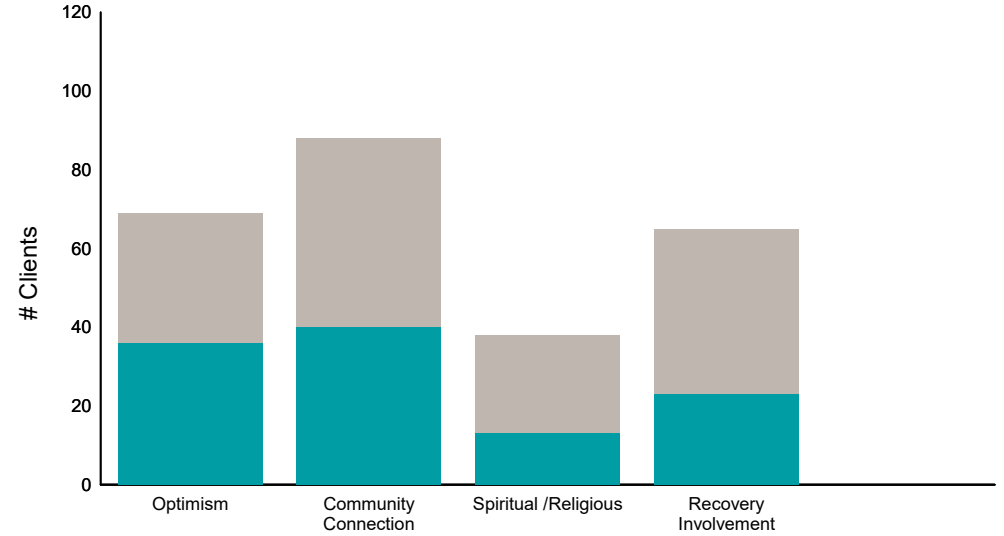
Didn't Improve
  Improved
 This report looks at current ANSAs to see how many clients improved on items rated 2 or 3 from the prior ANSA.

Num of episodes w/ min. 2 ANSAs: 108      Average days between ANSAs: 198.8      % clients improved on min. 30% of actionable items: **72% (= 77/107)**

**Behavioral Health Domain**

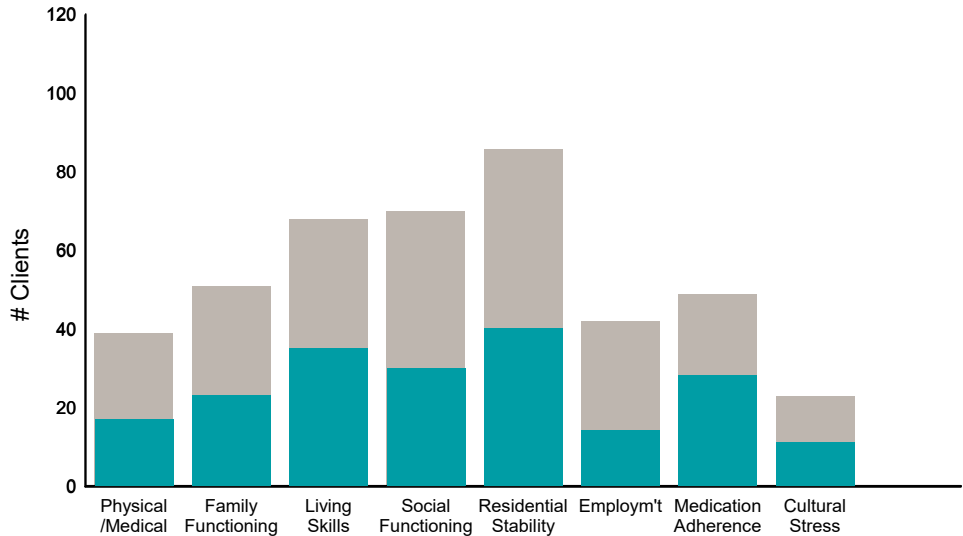


**Strengths**

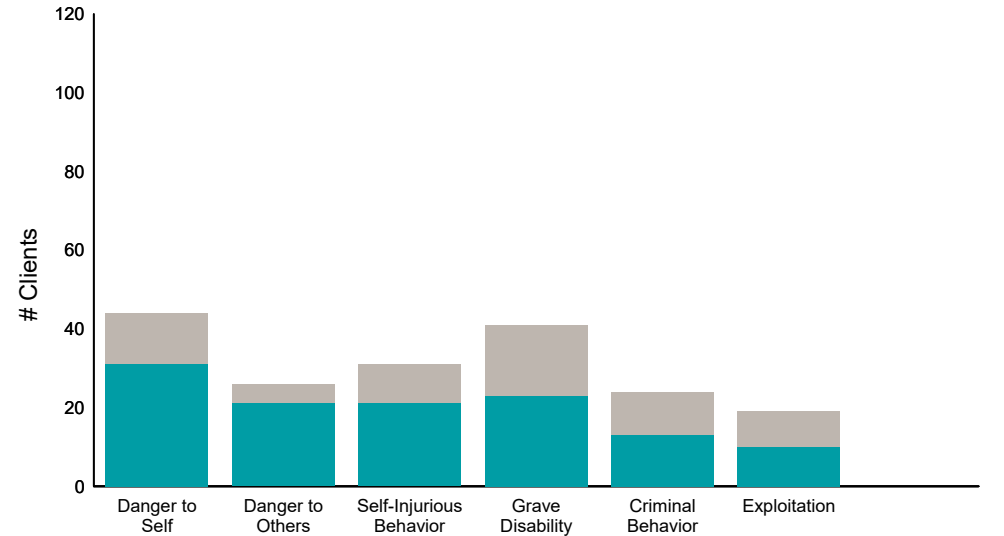


Item	% improvement
Psychosis	43% (30/70)
Depression	56% (34/61)
Anxiety	62% (29/47)
Adjustment to Trauma	50% (22/44)
Impulse Control	48% (28/58)
Interpersonal Problems	65% (24/37)
Substance Use	40% (34/85)
Optimism	52% (36/69)
Community Connection	45% (40/88)
Spiritual /Religious	34% (13/38)
Recovery Involvement	35% (23/65)

**Life Domain Functioning**



**Risk Behaviors**



Item	% improvement
Physical /Medical	44% (17/39)
Family Functioning	45% (23/51)
Living Skills	51% (35/68)
Social Functioning	43% (30/70)
Residential Stability	47% (40/86)
Employ'm't	33% (14/42)
Medication Adherence	57% (28/49)
Cultural Stress	48% (11/23)
Danger to Self	70% (31/44)
Danger to Others	81% (21/26)
Self-Injurious Behavior	68% (21/31)
Grave Disability	56% (23/41)
Criminal Behavior	54% (13/24)
Exploitation	53% (10/19)

This report reflects data from 7/1/2020 - 6/30/2021

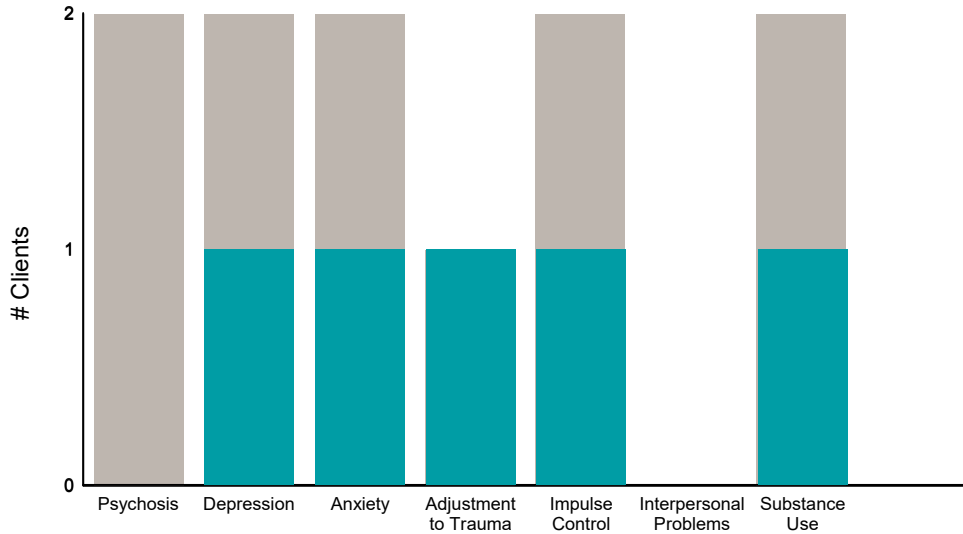


**FY20-21 Q4 Objective A.2 ANSA Outcomes Item-Level Report**  
**Citywide MH Diversion (8911MHD)**

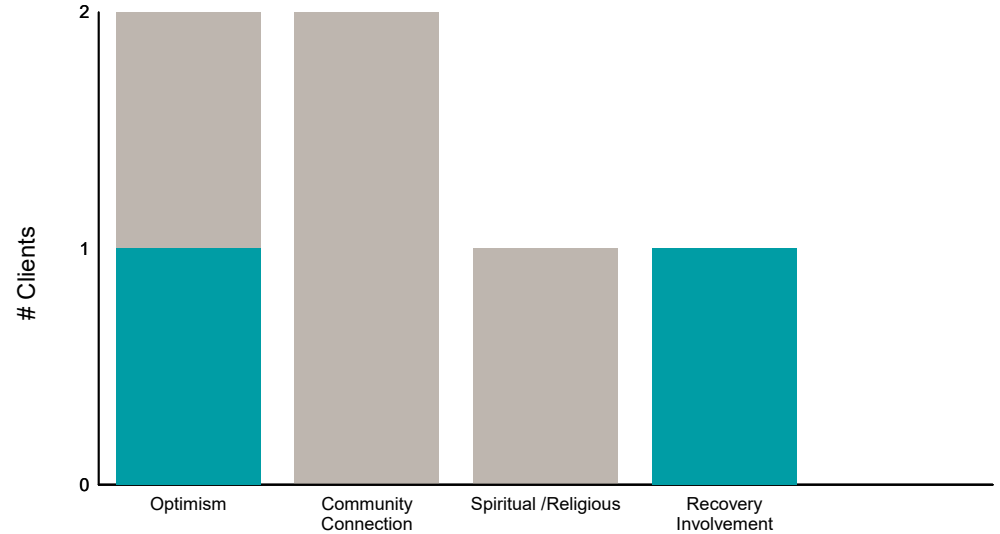
Didn't Improve
  Improved
 This report looks at current ANSAs to see how many clients improved on items rated 2 or 3 from the prior ANSA.

Num of episodes w/ min. 2 ANSAs: **2**      Average days between ANSAs: **121.5**      % clients improved on min. 30% of actionable items: **50% (= 1/2)**

**Behavioral Health Domain**

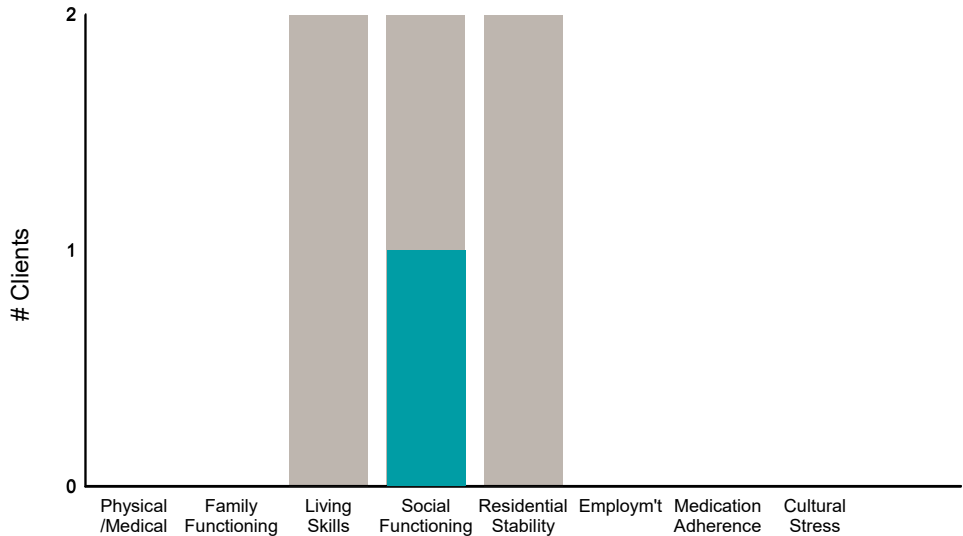


**Strengths**

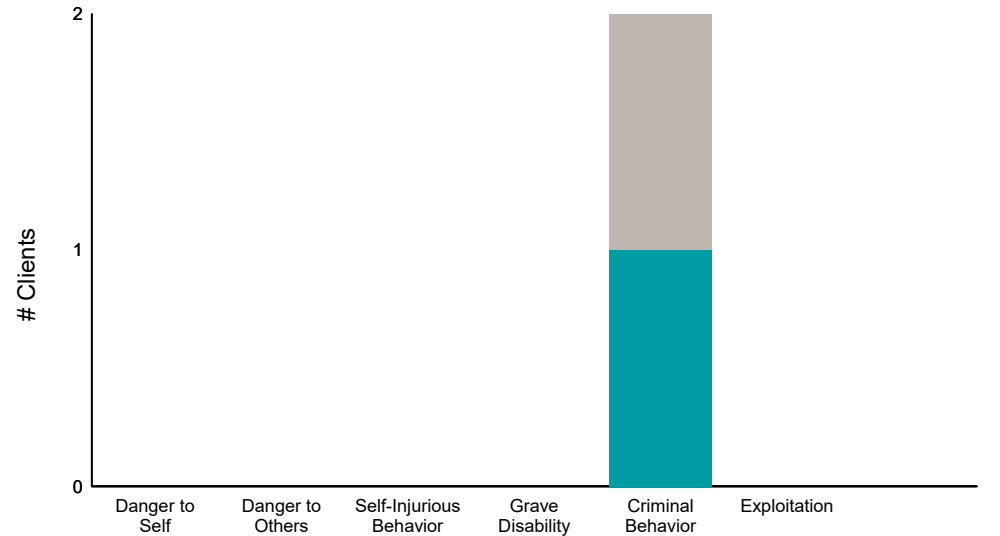


Item	% improvement
Psychosis	0% (0/2)
Depression	50% (1/2)
Anxiety	50% (1/2)
Adjustment to Trauma	100% (1/1)
Impulse Control	50% (1/2)
Interpersonal Problems	0% (0/0)
Substance Use	50% (1/2)
Optimism	50% (1/2)
Community Connection	0% (0/2)
Spiritual /Religious	0% (0/1)
Recovery Involvement	100% (1/1)

**Life Domain Functioning**



**Risk Behaviors**



Item	% improvement
Physical /Medical	0% (0/0)
Family Functioning	0% (0/0)
Living Skills	0% (0/2)
Social Functioning	50% (1/2)
Residential Stability	0% (0/2)
Employ'm't	0% (0/0)
Medication Adherence	0% (0/0)
Cultural Stress	0% (0/0)
Danger to Self	0% (0/0)
Danger to Others	0% (0/0)
Self-Injurious Behavior	0% (0/0)
Grave Disability	0% (0/0)
Criminal Behavior	50% (1/2)
Exploitation	0% (0/0)

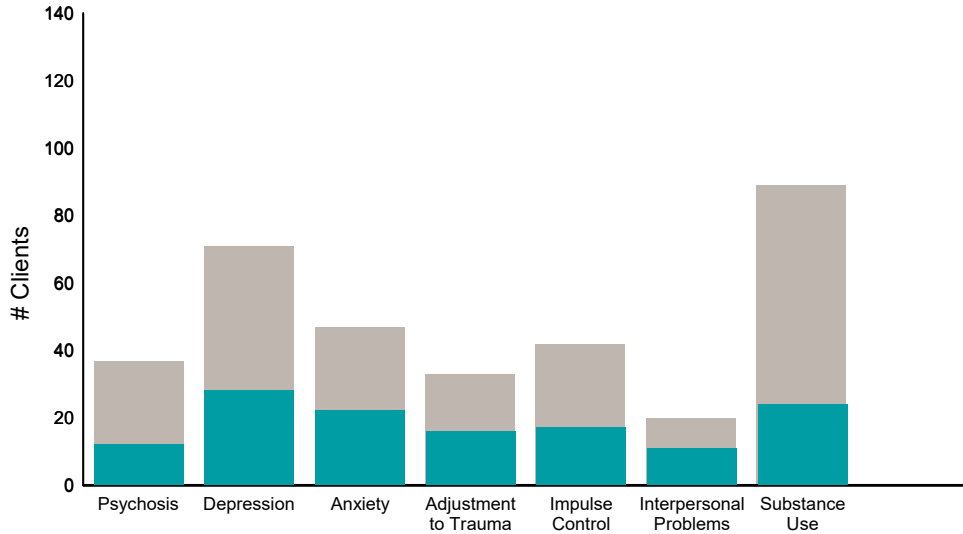
This report reflects data from 7/1/2020 - 6/30/2021

**FY20-21 Q4 Objective A.2 ANSA Outcomes Item-Level Report**  
**Citywide Svc for Supp Housing (8911SH)**

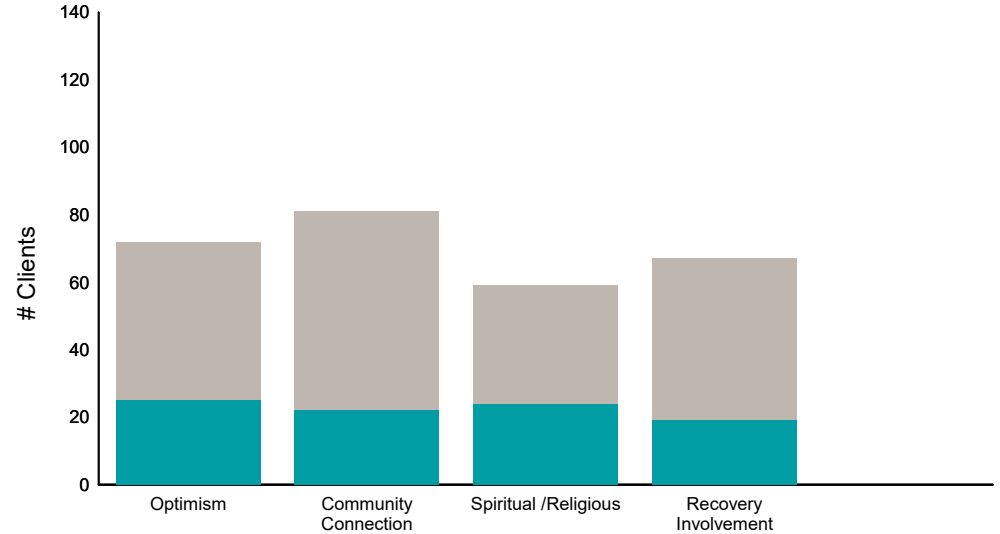
Didn't Improve
  Improved
 This report looks at current ANSAs to see how many clients improved on items rated 2 or 3 from the prior ANSA.

Num of episodes w/ min. 2 ANSAs: 124      Average days between ANSAs: 352.7      % clients improved on min. 30% of actionable items: **55% (= 67/121)**

**Behavioral Health Domain**

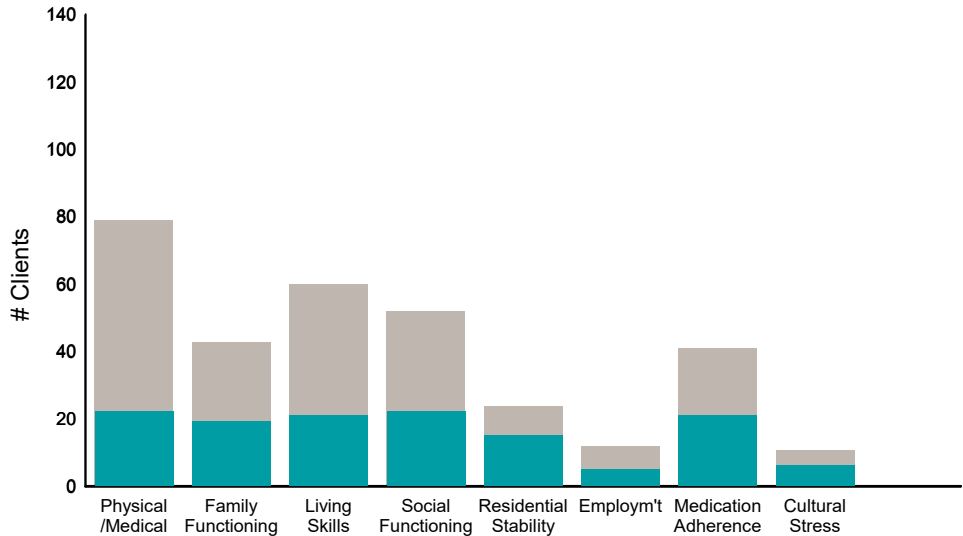


**Strengths**

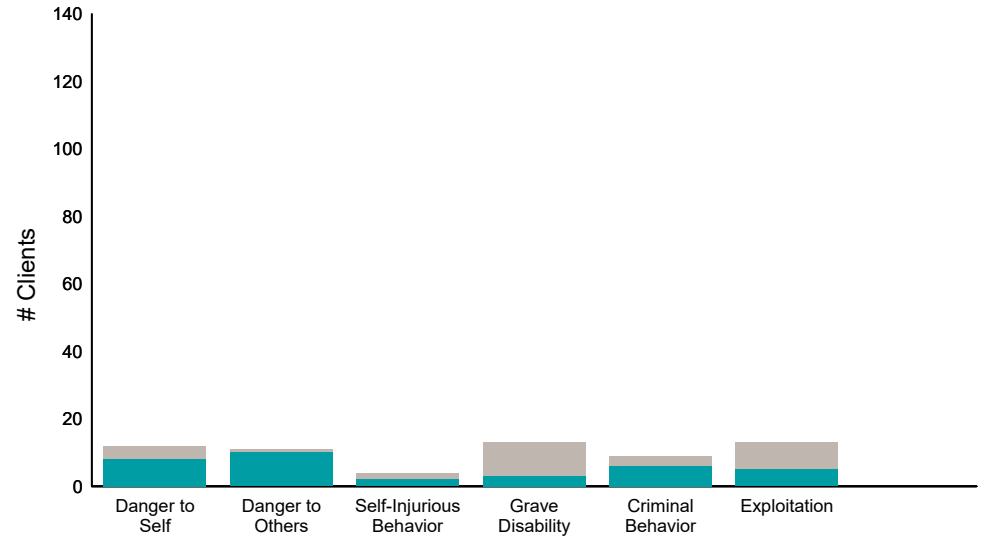


Item	% improvement	Item	% improvement
Psychosis	32% (12/37)	Optimism	35% (25/72)
Depression	39% (28/71)	Community Connection	27% (22/81)
Anxiety	47% (22/47)	Spiritual /Religious	41% (24/59)
Adjustment to Trauma	48% (16/33)	Recovery Involvement	28% (19/67)
Impulse Control	40% (17/42)		
Interpersonal Problems	55% (11/20)		
Substance Use	27% (24/89)		

**Life Domain Functioning**



**Risk Behaviors**



Item	% improvement	Item	% improvement
Physical /Medical	28% (22/79)	Danger to Self	67% (8/12)
Family Functioning	44% (19/43)	Danger to Others	91% (10/11)
Living Skills	35% (21/60)	Self-Injurious Behavior	50% (2/4)
Social Functioning	42% (22/52)	Grave Disability	23% (3/13)
Residential Stability	63% (15/24)	Criminal Behavior	67% (6/9)
Employ'm't	42% (5/12)	Exploitation	38% (5/13)
Medication Adherence	51% (21/41)		
Cultural Stress	55% (6/11)		

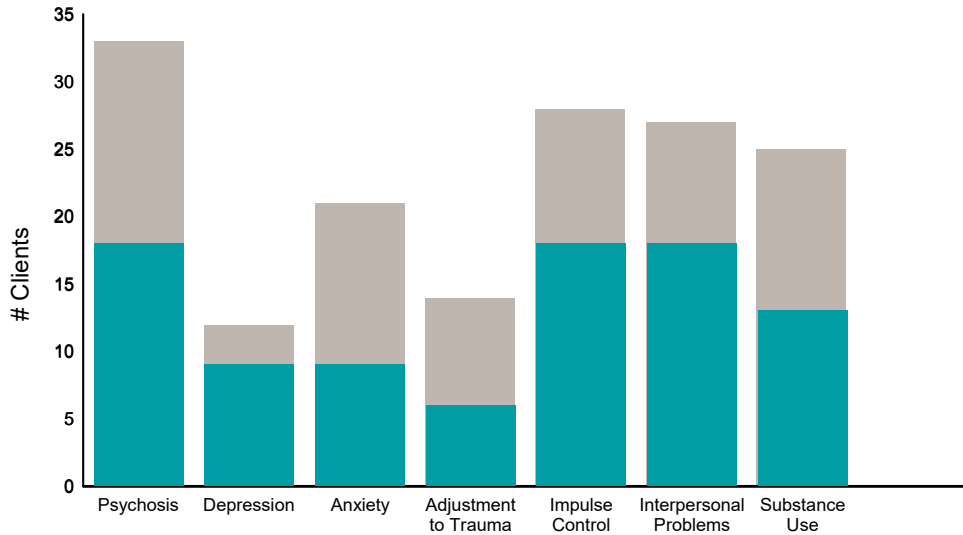
This report reflects data from 7/1/2020 - 6/30/2021

**FY20-21 Q4 Objective A.2 ANSA Outcomes Item-Level Report**  
**Citywide-Assisted Outpatient (8911AO)**

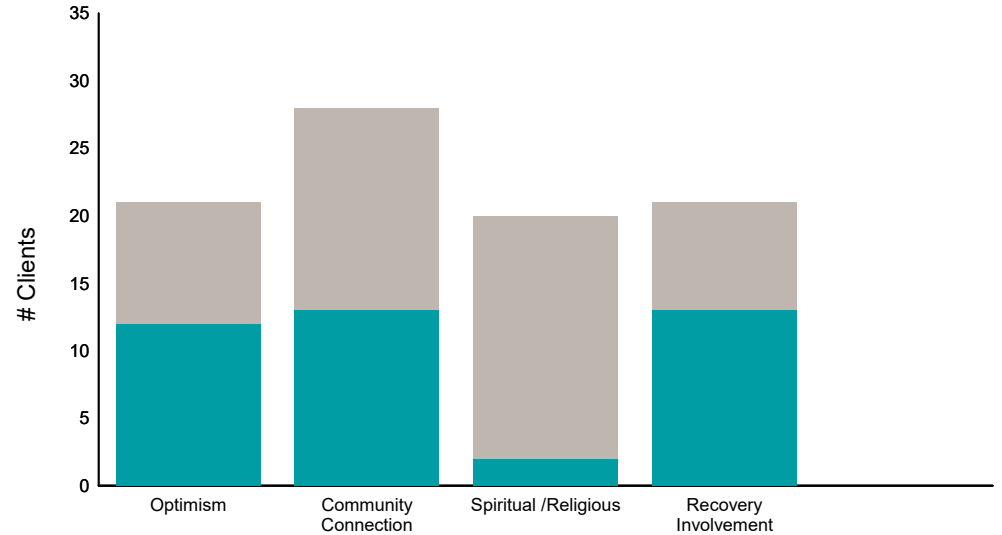
Didn't Improve
  Improved
 This report looks at current ANSAs to see how many clients improved on items rated 2 or 3 from the prior ANSA.

Num of episodes w/ min. 2 ANSAs: **35**      Average days between ANSAs: **214.9**      % clients improved on min. 30% of actionable items: **88% (= 30/34)**

**Behavioral Health Domain**

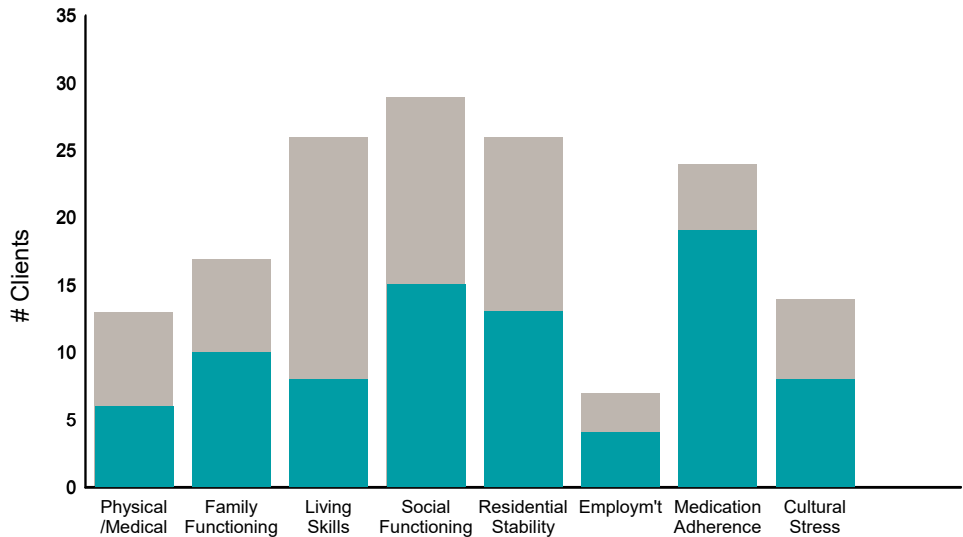


**Strengths**

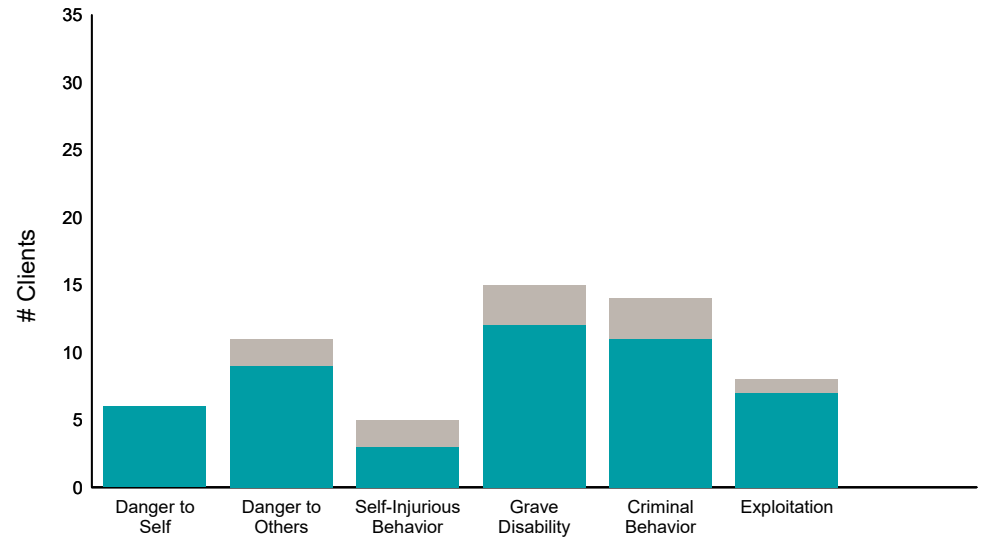


Item	% improvement
Psychosis	55% (18/33)
Depression	75% (9/12)
Anxiety	43% (9/21)
Adjustment to Trauma	43% (6/14)
Impulse Control	64% (18/28)
Interpersonal Problems	67% (18/27)
Substance Use	52% (13/25)
Optimism	57% (12/21)
Community Connection	46% (13/28)
Spiritual /Religious	10% (2/20)
Recovery Involvement	62% (13/21)

**Life Domain Functioning**



**Risk Behaviors**



Item	% improvement
Physical /Medical	46% (6/13)
Family Functioning	59% (10/17)
Living Skills	31% (8/26)
Social Functioning	52% (15/29)
Residential Stability	50% (13/26)
Employm't	57% (4/7)
Medication Adherence	79% (19/24)
Cultural Stress	57% (8/14)
Danger to Self	100% (6/6)
Danger to Others	82% (9/11)
Self-Injurious Behavior	60% (3/5)
Grave Disability	80% (12/15)
Criminal Behavior	79% (11/14)
Exploitation	88% (7/8)

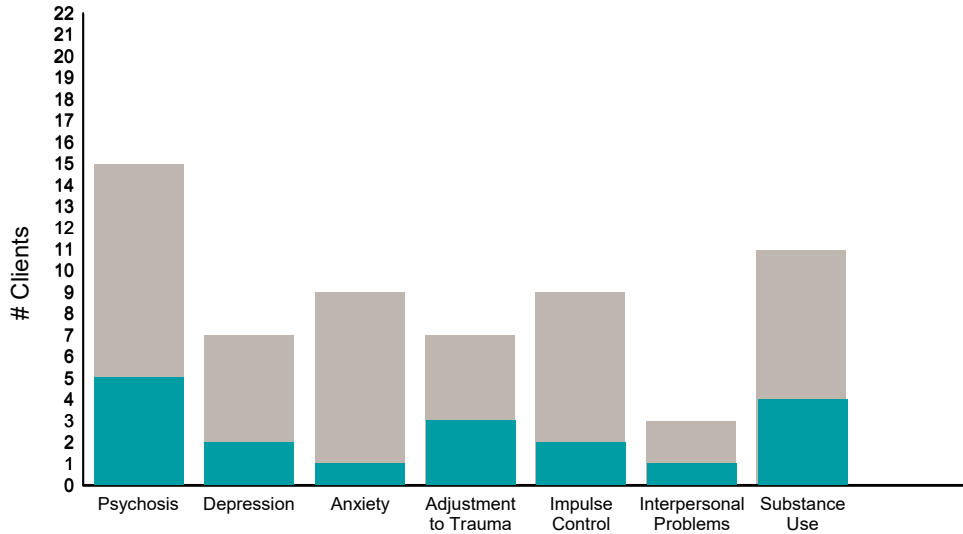
**FY20-21 Q4 Objective A.2 ANSA Outcomes Item-Level Report**  
**Clay Street Residential & Day Treatment (89851, 89852)**

■ Didn't Improve  
 ■ Improved

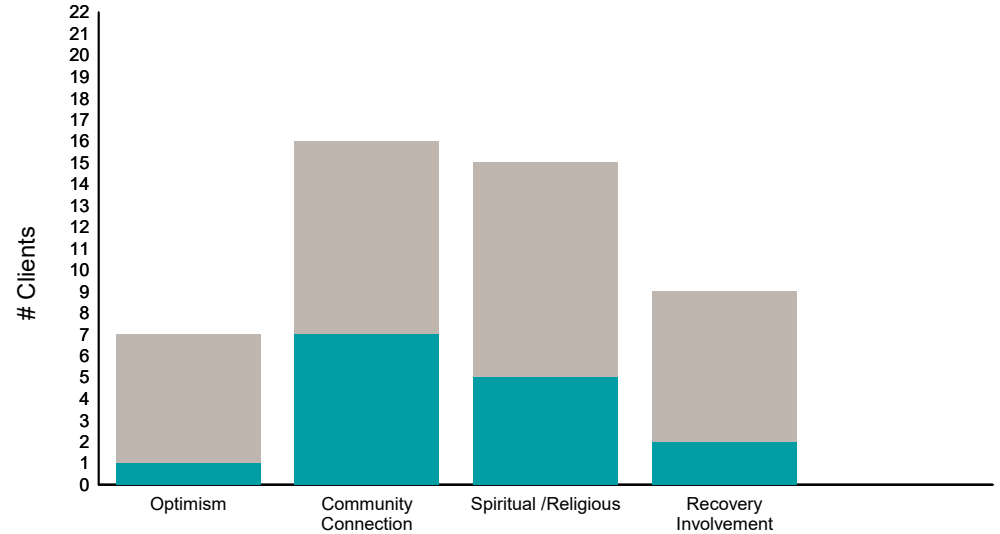
This report looks at current ANSAs to see how many clients improved on items rated 2 or 3 from the prior ANSA.

Num of episodes w/ min. 2 ANSAs: 22      Average days between ANSAs: 215.7      % clients improved on min. 30% of actionable items: **52% (= 11/21)**

**Behavioral Health Domain**

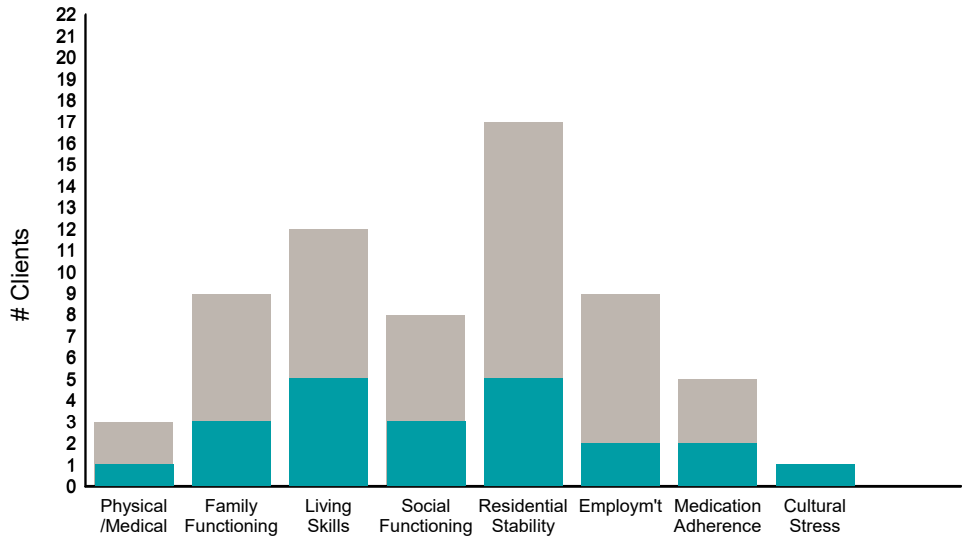


**Strengths**

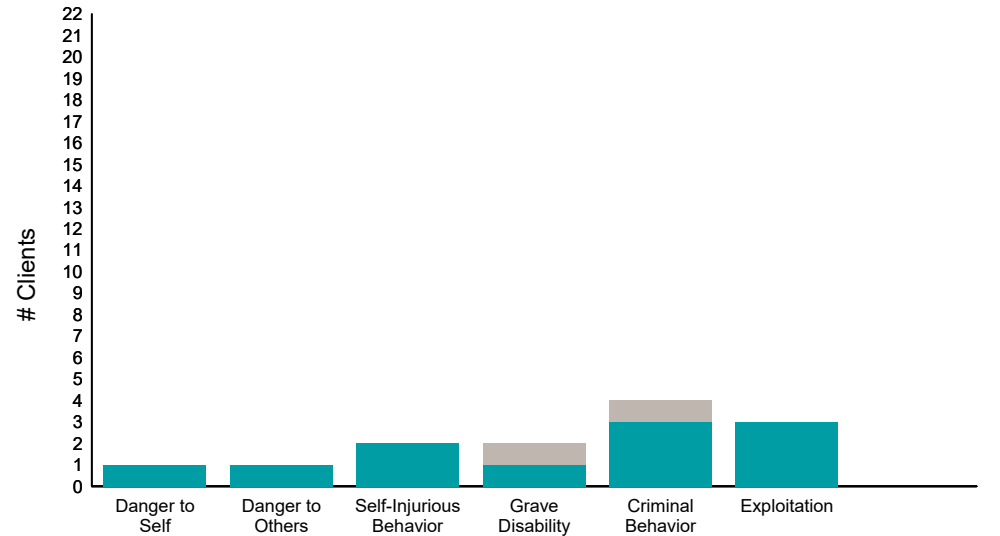


Item	Improved	Didn't Improve	% improvement
Psychosis	5/15	10/15	33%
Depression	2/7	5/7	29%
Anxiety	1/9	8/9	11%
Adjustment to Trauma	3/7	4/7	43%
Impulse Control	2/9	7/9	22%
Interpersonal Problems	1/3	2/3	33%
Substance Use	4/11	7/11	36%

**Life Domain Functioning**



**Risk Behaviors**



Item	Improved	Didn't Improve	% improvement
Physical /Medical	1/3	2/3	33%
Family Functioning	3/9	6/9	33%
Living Skills	5/12	7/12	42%
Social Functioning	3/8	5/8	38%
Residential Stability	5/17	12/17	29%
Employ'm't	2/9	7/9	22%
Medication Adherence	2/5	3/5	40%
Cultural Stress	1/1	0/1	100%

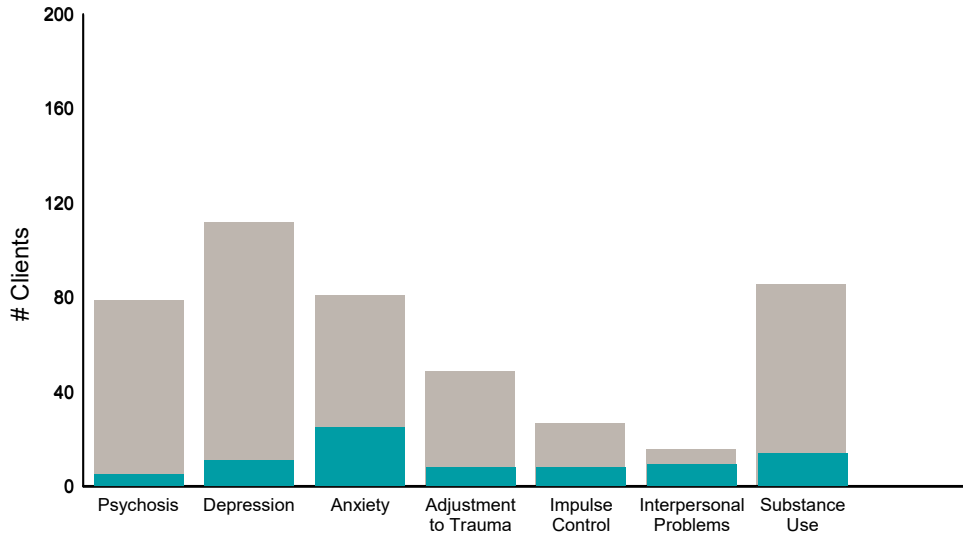
This report reflects data from 7/1/2020 - 6/30/2021

**FY20-21 Q4 Objective A.2 ANSA Outcomes Item-Level Report**  
**Conard House Outpatient Services (89492)**

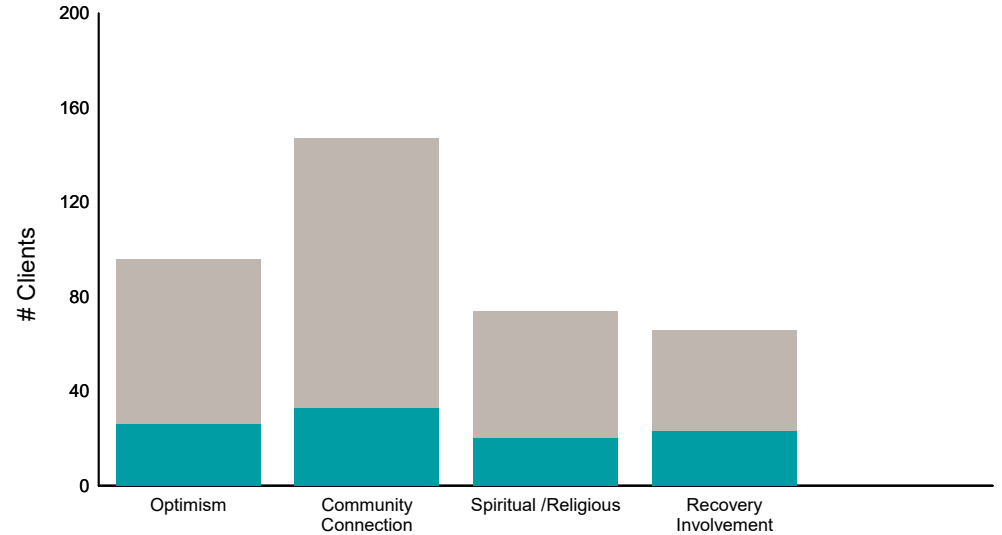
Didn't Improve
  Improved
 This report looks at current ANSAs to see how many clients improved on items rated 2 or 3 from the prior ANSA.

Num of episodes w/ min. 2 ANSAs: 189      Average days between ANSAs: 320.7      % clients improved on min. 30% of actionable items: **42% (= 78/187)**

**Behavioral Health Domain**

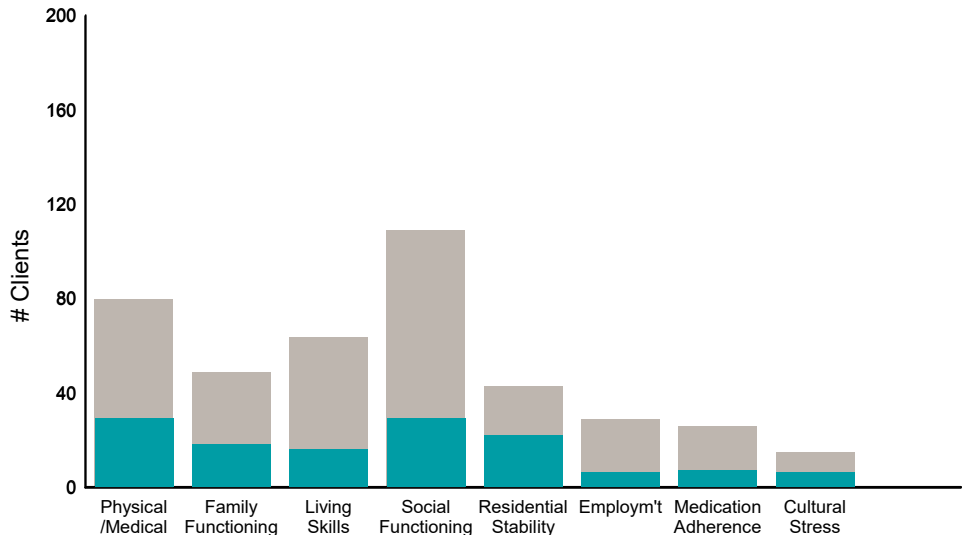


**Strengths**

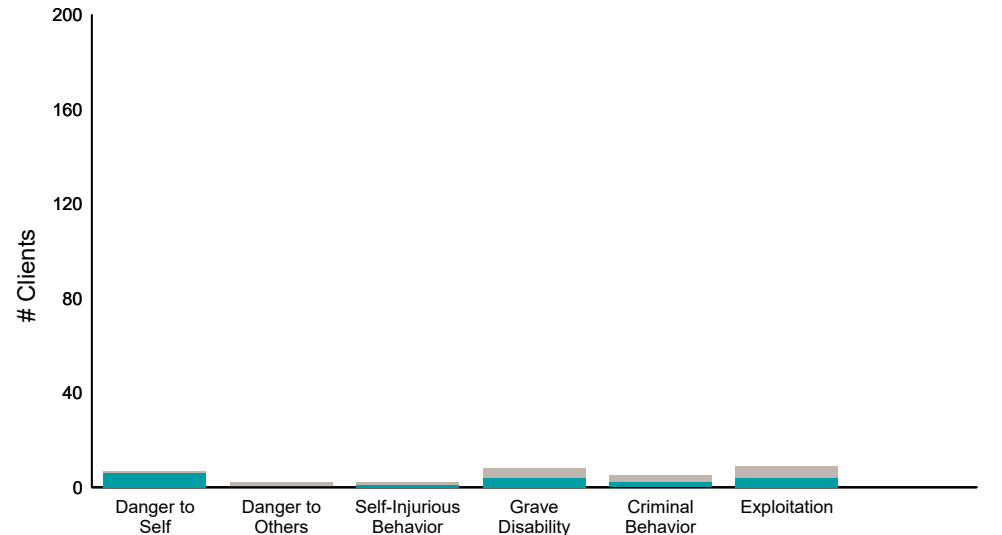


Item	% improvement
Psychosis	6% (5/79)
Depression	10% (11/112)
Anxiety	31% (25/81)
Adjustment to Trauma	16% (8/49)
Impulse Control	30% (8/27)
Interpersonal Problems	56% (9/16)
Substance Use	16% (14/86)
Optimism	27% (26/96)
Community Connection	22% (33/147)
Spiritual /Religious	27% (20/74)
Recovery Involvement	35% (23/66)

**Life Domain Functioning**



**Risk Behaviors**



Item	% improvement
Physical /Medical	36% (29/80)
Family Functioning	37% (18/49)
Living Skills	25% (16/64)
Social Functioning	27% (29/109)
Residential Stability	51% (22/43)
Employ'm't	21% (6/29)
Medication Adherence	27% (7/26)
Cultural Stress	40% (6/15)
Danger to Self	86% (6/7)
Danger to Others	0% (0/2)
Self-Injurious Behavior	50% (1/2)
Grave Disability	50% (4/8)
Criminal Behavior	40% (2/5)
Exploitation	44% (4/9)

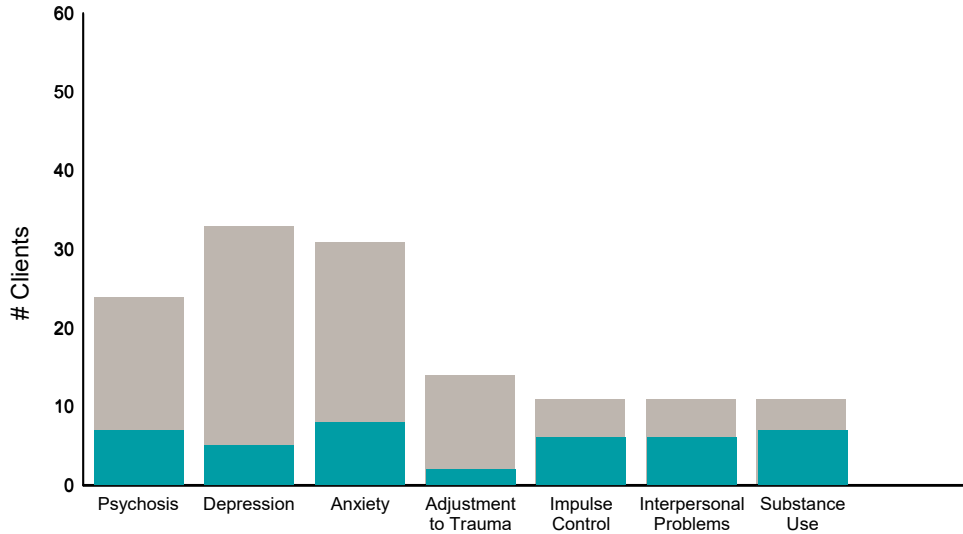
This report reflects data from 7/1/2020 - 6/30/2021

**FY20-21 Q4 Objective A.2 ANSA Outcomes Item-Level Report**  
**Cooperative Apartment P.P Opt (3838OP)**

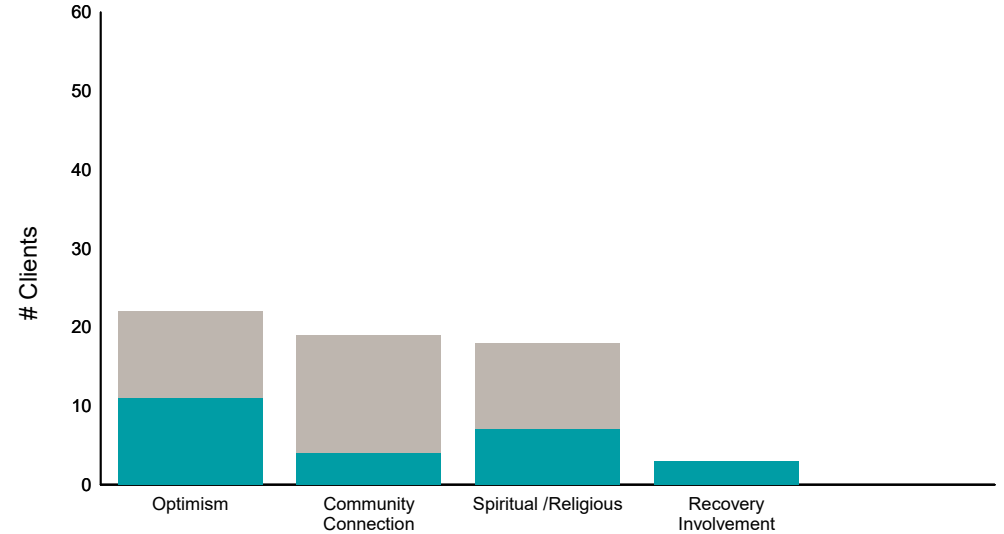
Didn't Improve
  Improved
 This report looks at current ANSAs to see how many clients improved on items rated 2 or 3 from the prior ANSA.

Num of episodes w/ min. 2 ANSAs: 51      Average days between ANSAs: 347.3      % clients improved on min. 30% of actionable items: **60% (= 30/50)**

**Behavioral Health Domain**

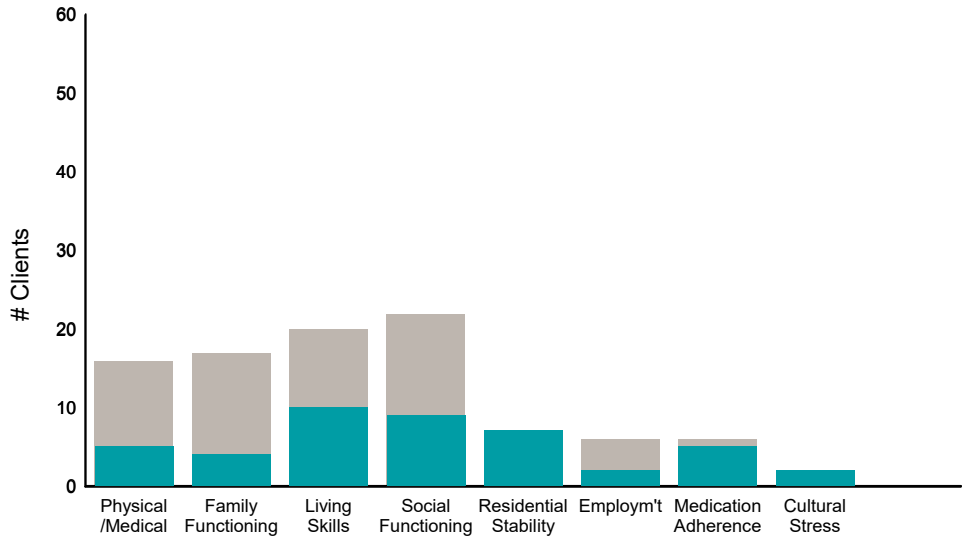


**Strengths**

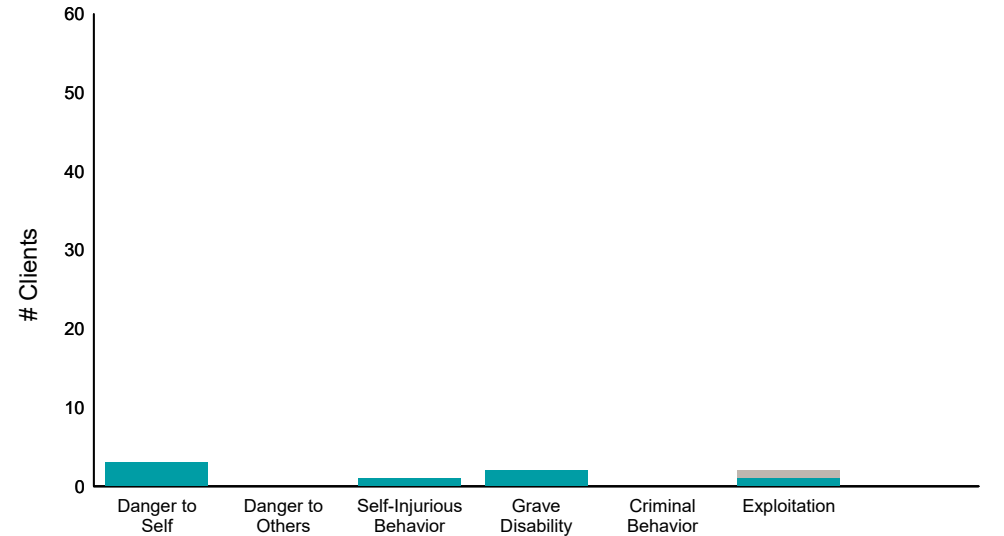


Item	% improvement
Psychosis	29% (7/24)
Depression	15% (5/33)
Anxiety	26% (8/31)
Adjustment to Trauma	14% (2/14)
Impulse Control	55% (6/11)
Interpersonal Problems	55% (6/11)
Substance Use	64% (7/11)
Optimism	50% (11/22)
Community Connection	21% (4/19)
Spiritual /Religious	39% (7/18)
Recovery Involvement	100% (3/3)

**Life Domain Functioning**



**Risk Behaviors**



Item	% improvement
Physical /Medical	31% (5/16)
Family Functioning	24% (4/17)
Living Skills	50% (10/20)
Social Functioning	41% (9/22)
Residential Stability	100% (7/7)
Employ'm't	33% (2/6)
Medication Adherence	83% (5/6)
Cultural Stress	100% (2/2)
Danger to Self	100% (3/3)
Danger to Others	0% (0/0)
Self-Injurious Behavior	100% (1/1)
Grave Disability	100% (2/2)
Criminal Behavior	0% (0/0)
Exploitation	50% (1/2)

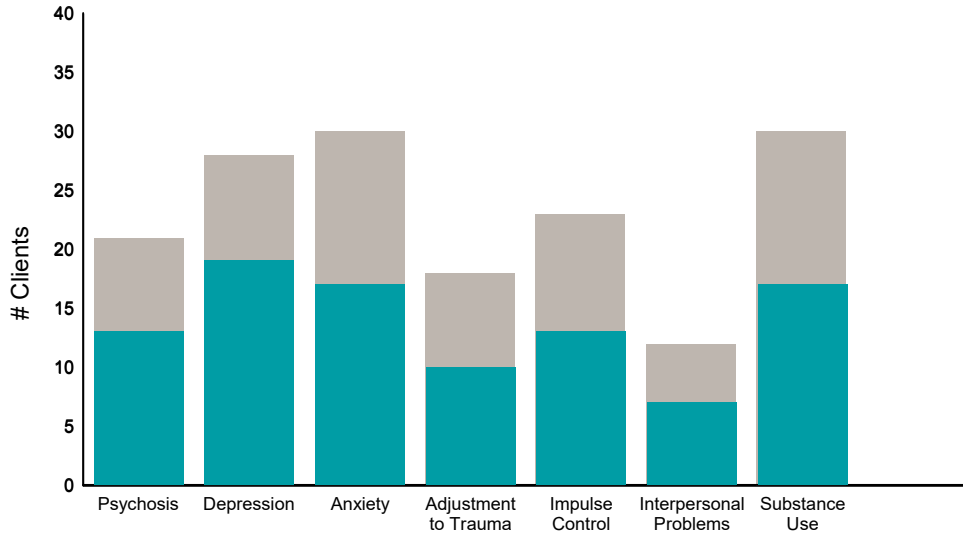
This report reflects data from 7/1/2020 - 6/30/2021

**FY20-21 Q4 Objective A.2 ANSA Outcomes Item-Level Report  
Cortland House Residential Prog (38631)**

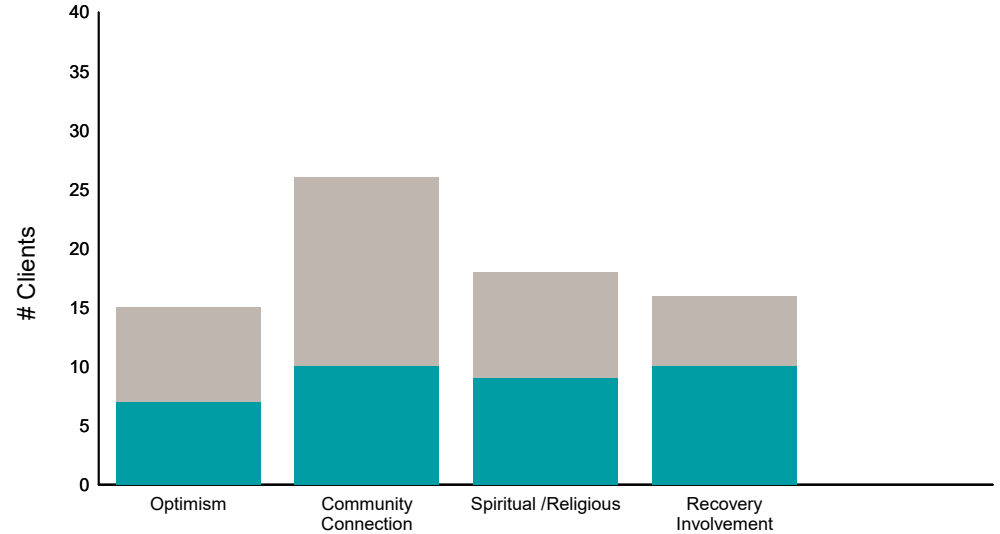
Didn't Improve
  Improved
 This report looks at current ANSAs to see how many clients improved on items rated 2 or 3 from the prior ANSA.

Num of episodes w/ min. 2 ANSAs: **37**      Average days between ANSAs: **77.9**      % clients improved on min. 30% of actionable items: **76% (= 28/37)**

**Behavioral Health Domain**

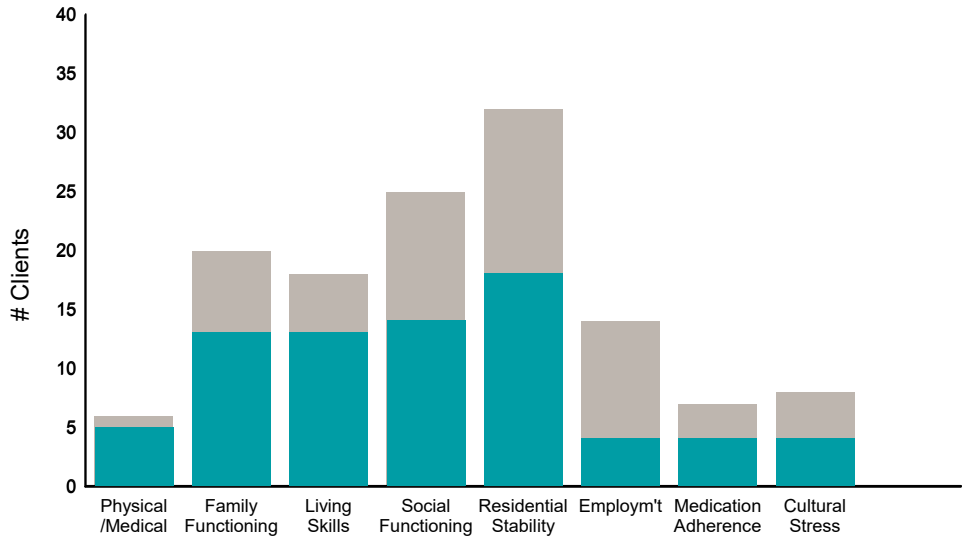


**Strengths**

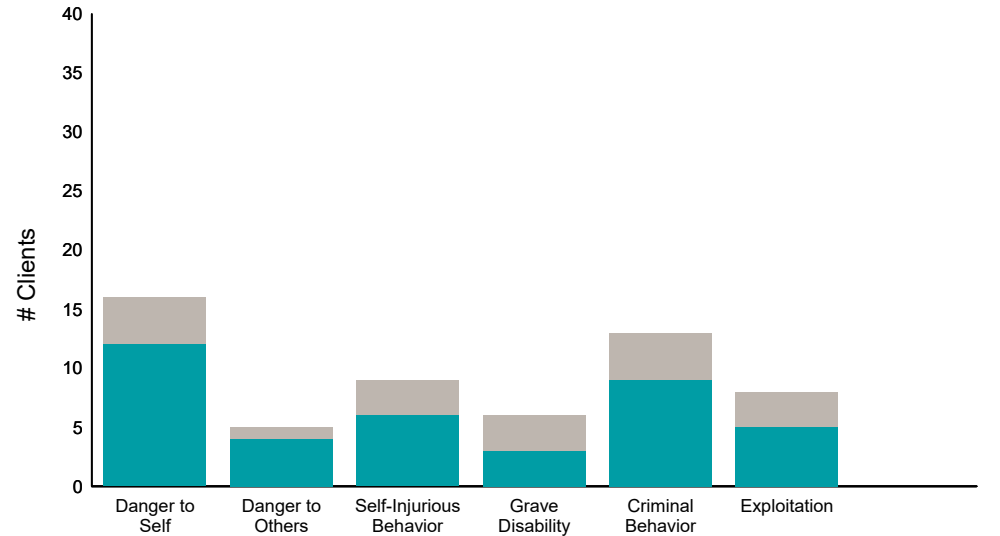


Item	% improvement	Item	% improvement
Psychosis	62% (13/21)	Optimism	47% (7/15)
Depression	68% (19/28)	Community Connection	38% (10/26)
Anxiety	57% (17/30)	Spiritual /Religious	50% (9/18)
Adjustment to Trauma	56% (10/18)	Recovery Involvement	63% (10/16)
Impulse Control	57% (13/23)		
Interpersonal Problems	58% (7/12)		
Substance Use	57% (17/30)		

**Life Domain Functioning**



**Risk Behaviors**



Item	% improvement	Item	% improvement
Physical /Medical	83% (5/6)	Danger to Self	75% (12/16)
Family Functioning	65% (13/20)	Danger to Others	80% (4/5)
Living Skills	72% (13/18)	Self-Injurious Behavior	67% (6/9)
Social Functioning	56% (14/25)	Grave Disability	50% (3/6)
Residential Stability	56% (18/32)	Criminal Behavior	69% (9/13)
Employ'm't	29% (4/14)	Exploitation	63% (5/8)
Medication Adherence	57% (4/7)		
Cultural Stress	50% (4/8)		

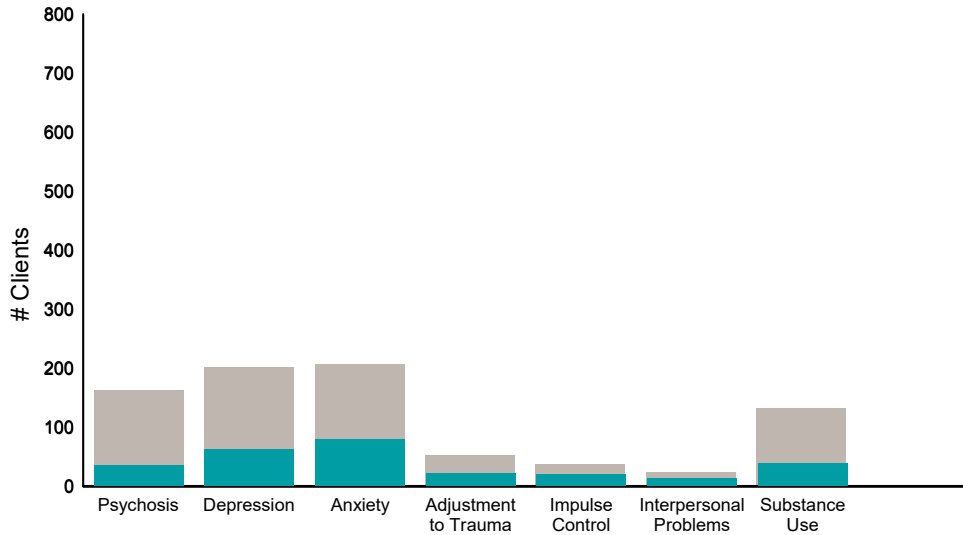
This report reflects data from 7/1/2020 - 6/30/2021

**FY20-21 Q4 Objective A.2 ANSA Outcomes Item-Level Report**  
**CTNB (38723)**

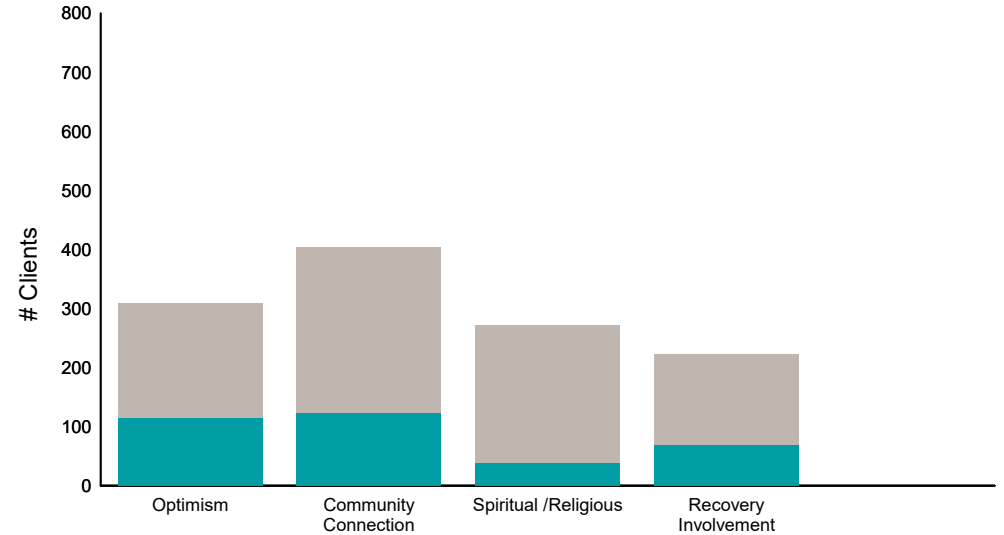
Didn't Improve
  Improved
 This report looks at current ANSAs to see how many clients improved on items rated 2 or 3 from the prior ANSA.

Num of episodes w/ min. 2 ANSAs: 741      Average days between ANSAs: 362.1      % clients improved on min. 30% of actionable items: **48% (= 310/640)**

**Behavioral Health Domain**

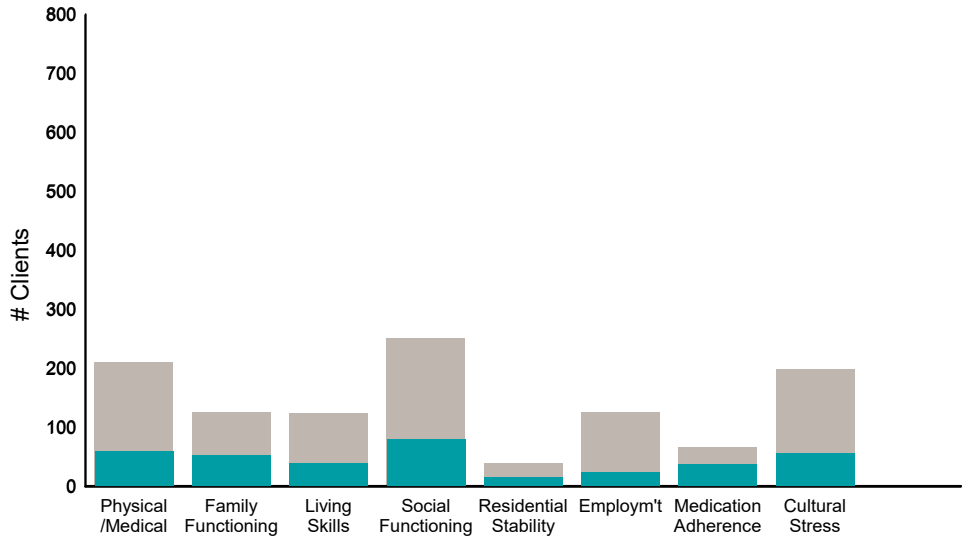


**Strengths**

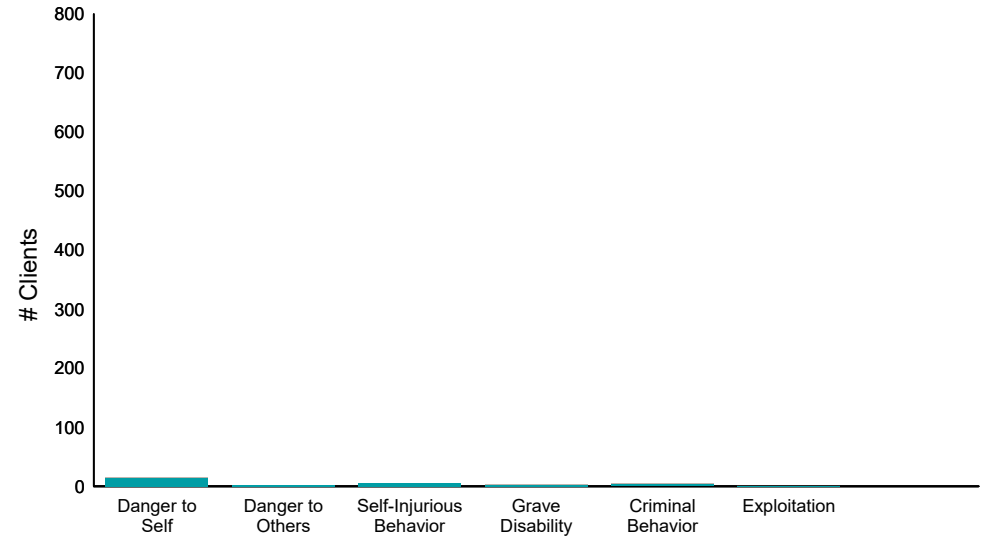


Item	% improvement
Psychosis	21%
Depression	30%
Anxiety	38%
Adjustment to Trauma	42%
Impulse Control	49%
Interpersonal Problems	54%
Substance Use	29%
Optimism	37%
Community Connection	30%
Spiritual /Religious	14%
Recovery Involvement	31%

**Life Domain Functioning**



**Risk Behaviors**



Item	% improvement
Physical /Medical	28%
Family Functioning	40%
Living Skills	30%
Social Functioning	31%
Residential Stability	38%
Employ'm't	18%
Medication Adherence	54%
Cultural Stress	28%
Danger to Self	93%
Danger to Others	100%
Self-Injurious Behavior	100%
Grave Disability	67%
Criminal Behavior	60%
Exploitation	50%

This report reflects data from 7/1/2020 - 6/30/2021

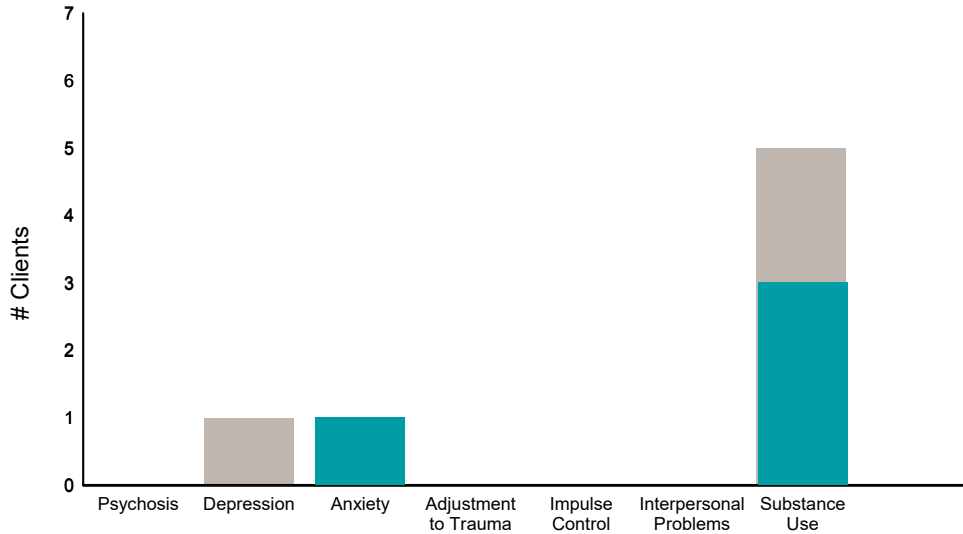


**FY20-21 Q4 Objective A.2 ANSA Outcomes Item-Level Report**  
**Curry Senior Center Behavioral H(38ISBH)**

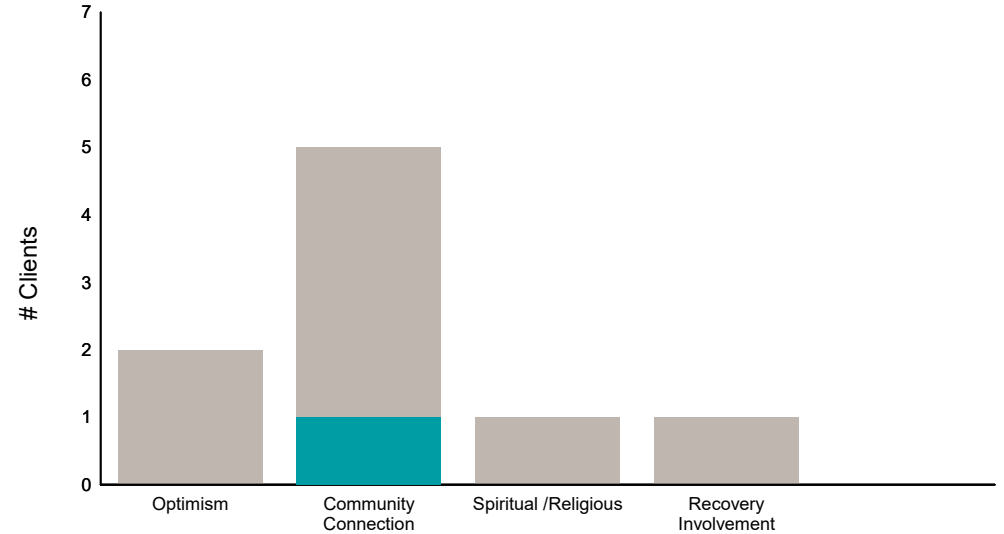
Didn't Improve
  Improved
 This report looks at current ANSAs to see how many clients improved on items rated 2 or 3 from the prior ANSA.

Num of episodes w/ min. 2 ANSAs: **7**      Average days between ANSAs: **218.1**      % clients improved on min. 30% of actionable items: **50% (= 3/6)**

**Behavioral Health Domain**

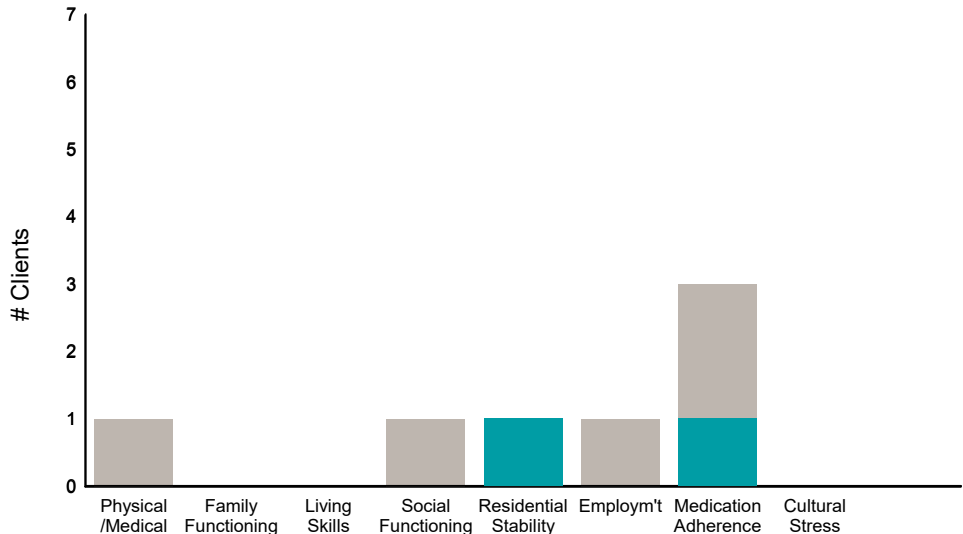


**Strengths**



Item	Improved	Didn't Improve	% improvement
Psychosis	0/0	0/0	0%
Depression	0/1	1/1	0%
Anxiety	1/1	0/0	100%
Adjustment to Trauma	0/0	0/0	0%
Impulse Control	0/0	0/0	0%
Interpersonal Problems	0/0	0/0	0%
Substance Use	3/5	2/5	60%
Optimism	0/2	2/2	0%
Community Connection	1/5	4/5	20%
Spiritual /Religious	0/1	1/1	0%
Recovery Involvement	0/1	1/1	0%

**Life Domain Functioning**



**Risk Behaviors**



Item	Improved	Didn't Improve	% improvement
Physical /Medical	0/1	1/1	0%
Family Functioning	0/0	0/0	0%
Living Skills	0/0	0/0	0%
Social Functioning	0/1	1/1	0%
Residential Stability	1/1	0/0	100%
Employm't	0/1	1/1	0%
Medication Adherence	1/3	2/3	33%
Cultural Stress	0/0	0/0	0%
Danger to Self	0/0	0/0	0%
Danger to Others	0/0	0/0	0%
Self-Injurious Behavior	0/0	0/0	0%
Grave Disability	0/0	0/0	0%
Criminal Behavior	0/0	0/0	0%
Exploitation	0/0	0/0	0%

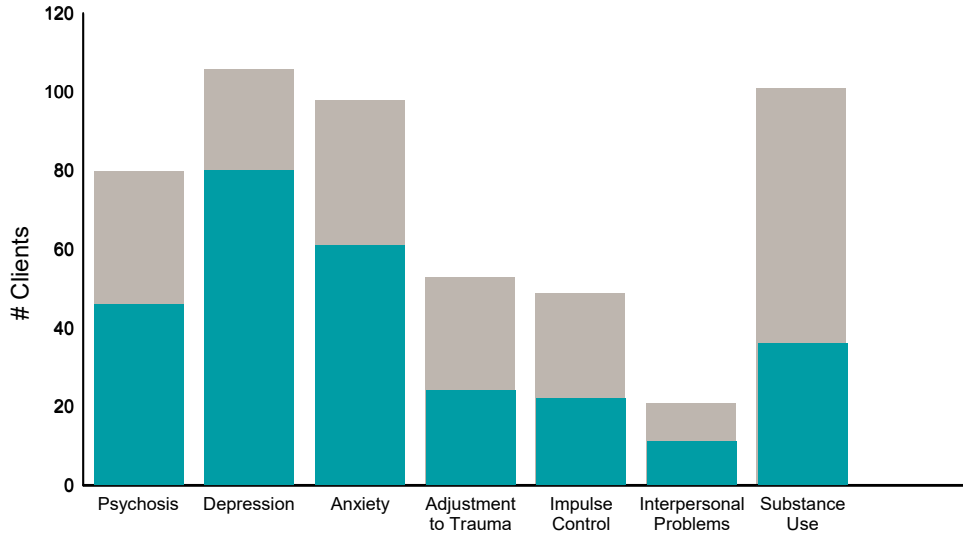
This report reflects data from 7/1/2020 - 6/30/2021

**FY20-21 Q4 Objective A.2 ANSA Outcomes Item-Level Report**  
**Dore House Crisis Res & OP (38GM3 & 38GM1)**

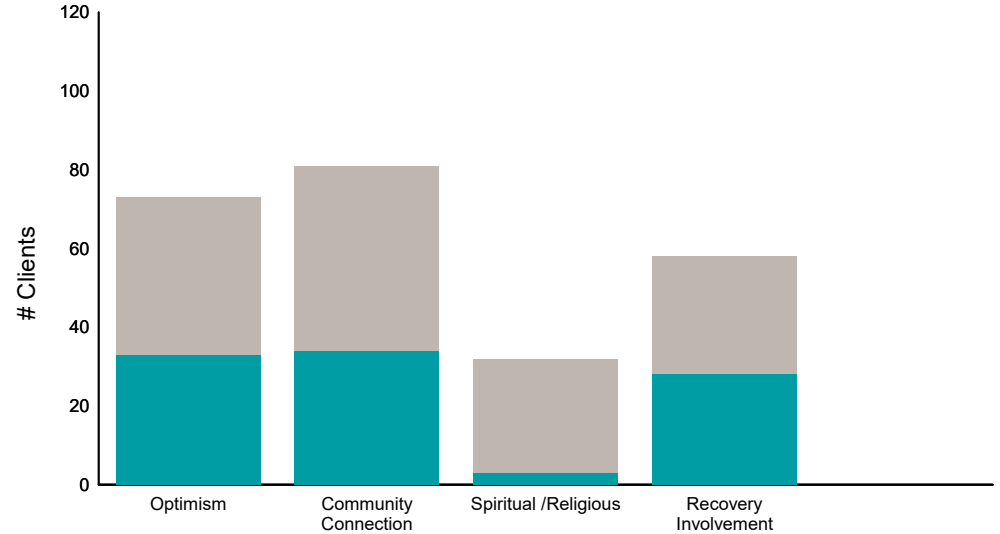
Didn't Improve
  Improved
 This report looks at current ANSAs to see how many clients improved on items rated 2 or 3 from the prior ANSA.

Num of episodes w/ min. 2 ANSAs: 117      Average days between ANSAs: 47.2      % clients improved on min. 30% of actionable items: **68% (= 80/117)**

**Behavioral Health Domain**

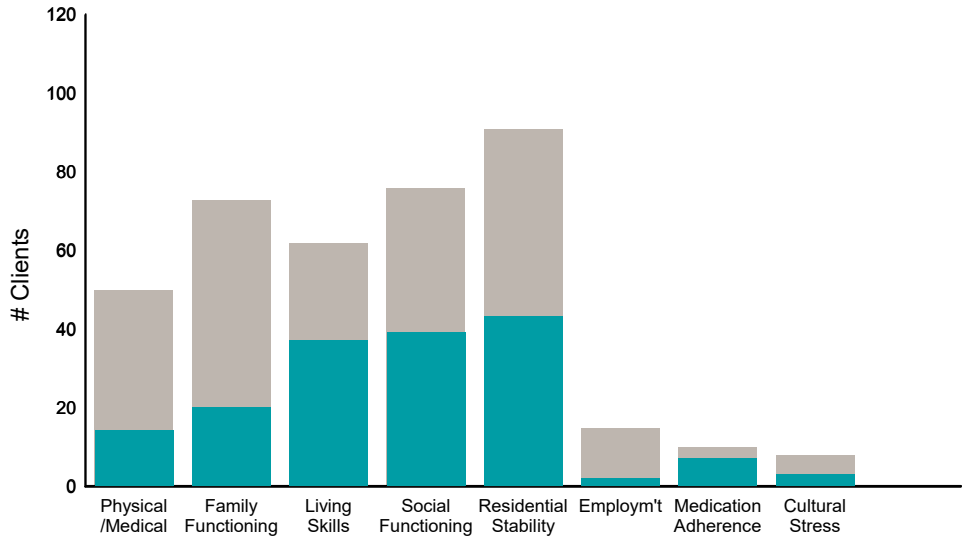


**Strengths**

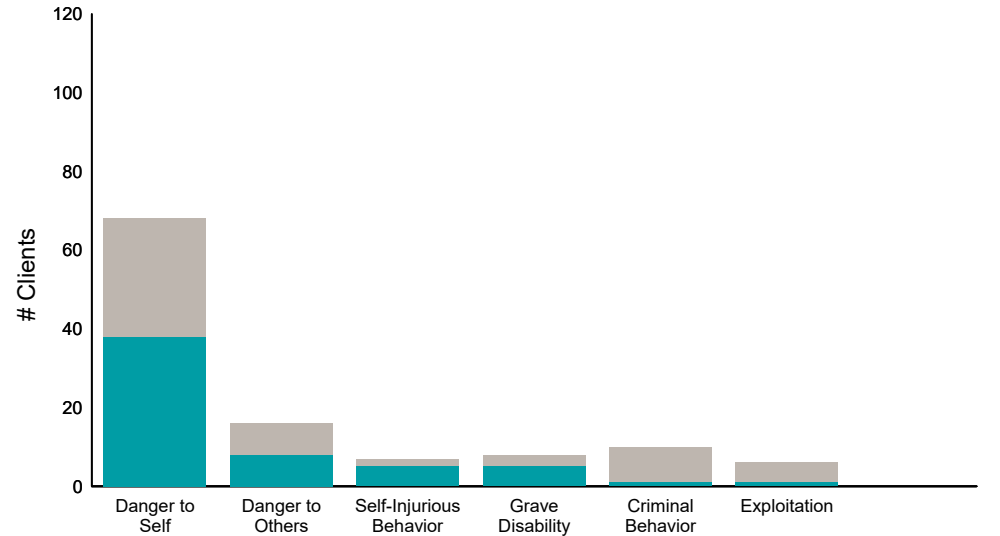


Item	% improvement
Psychosis	58% (46/80)
Depression	75% (80/106)
Anxiety	62% (61/98)
Adjustment to Trauma	45% (24/53)
Impulse Control	45% (22/49)
Interpersonal Problems	52% (11/21)
Substance Use	36% (36/101)
Optimism	45% (33/73)
Community Connection	42% (34/81)
Spiritual /Religious	9% (3/32)
Recovery Involvement	48% (28/58)

**Life Domain Functioning**



**Risk Behaviors**



Item	% improvement
Physical /Medical	28% (14/50)
Family Functioning	27% (20/73)
Living Skills	60% (37/62)
Social Functioning	51% (39/76)
Residential Stability	47% (43/91)
Employ'm't	13% (2/15)
Medication Adherence	70% (7/10)
Cultural Stress	38% (3/8)
Danger to Self	56% (38/68)
Danger to Others	50% (8/16)
Self-Injurious Behavior	71% (5/7)
Grave Disability	63% (5/8)
Criminal Behavior	10% (1/10)
Exploitation	17% (1/6)

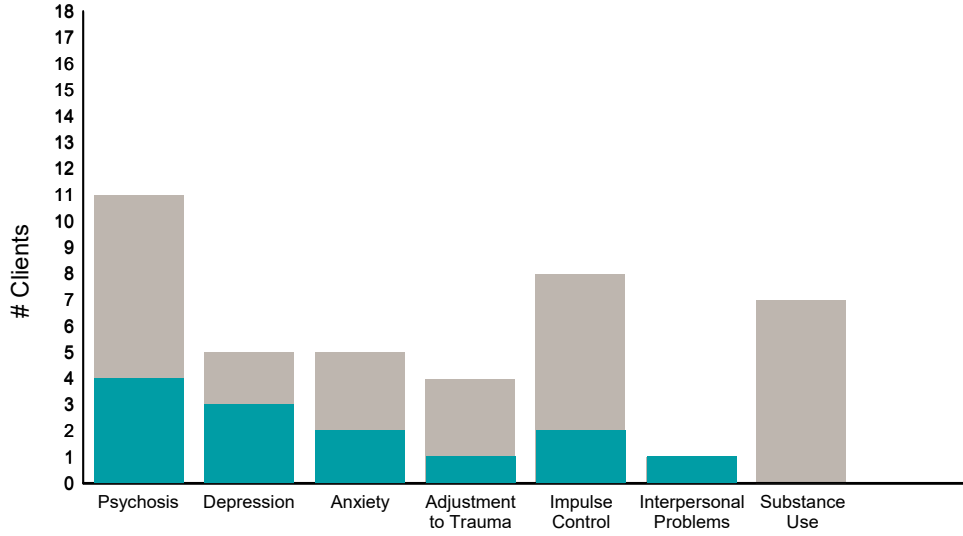
This report reflects data from 7/1/2020 - 6/30/2021

**FY20-21 Q4 Objective A.2 ANSA Outcomes Item-Level Report**  
**Dorine Loso House Resid and Day Tx (38GH1, 38GH2)**

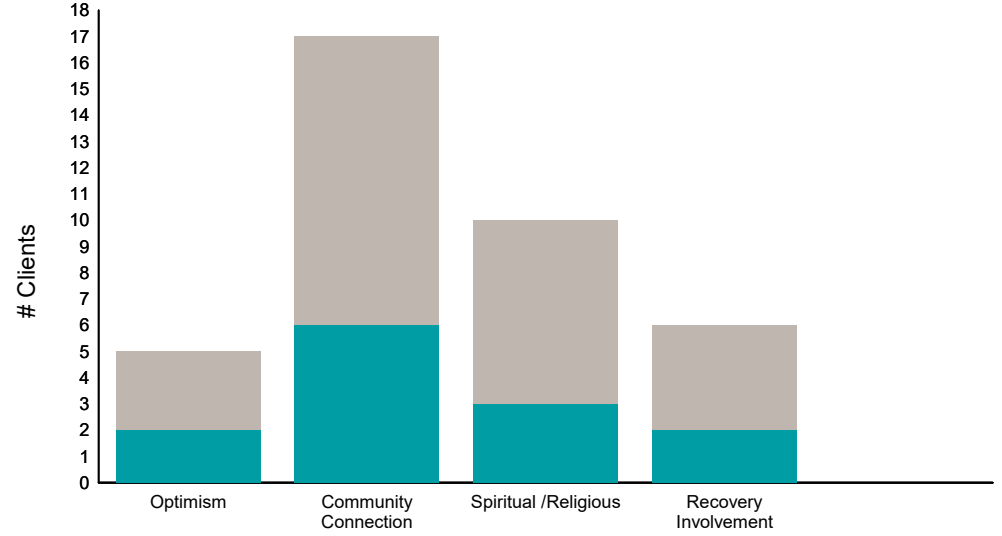
Didn't Improve
  Improved
 This report looks at current ANSAs to see how many clients improved on items rated 2 or 3 from the prior ANSA.

Num of episodes w/ min. 2 ANSAs: 18      Average days between ANSAs: 143.1      % clients improved on min. 30% of actionable items: **44% (= 8/18)**

**Behavioral Health Domain**

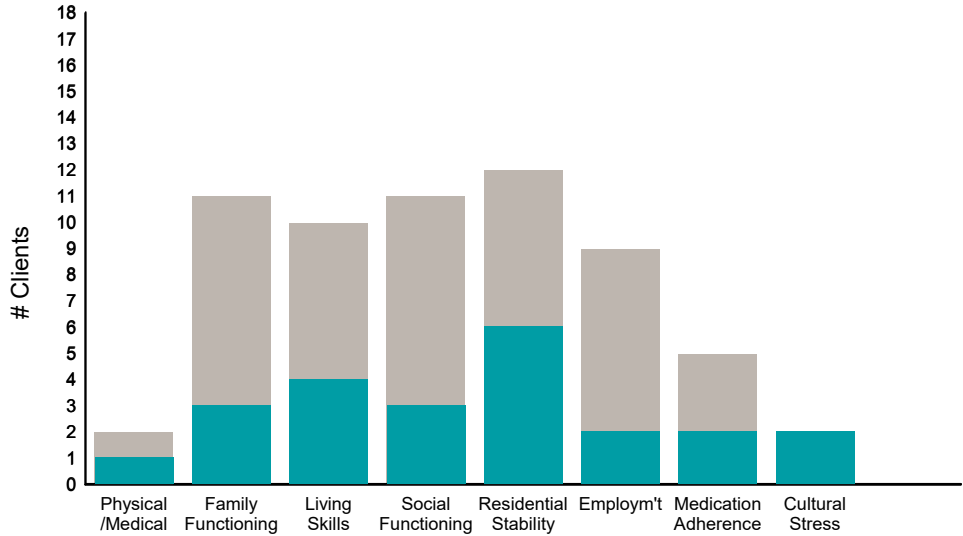


**Strengths**

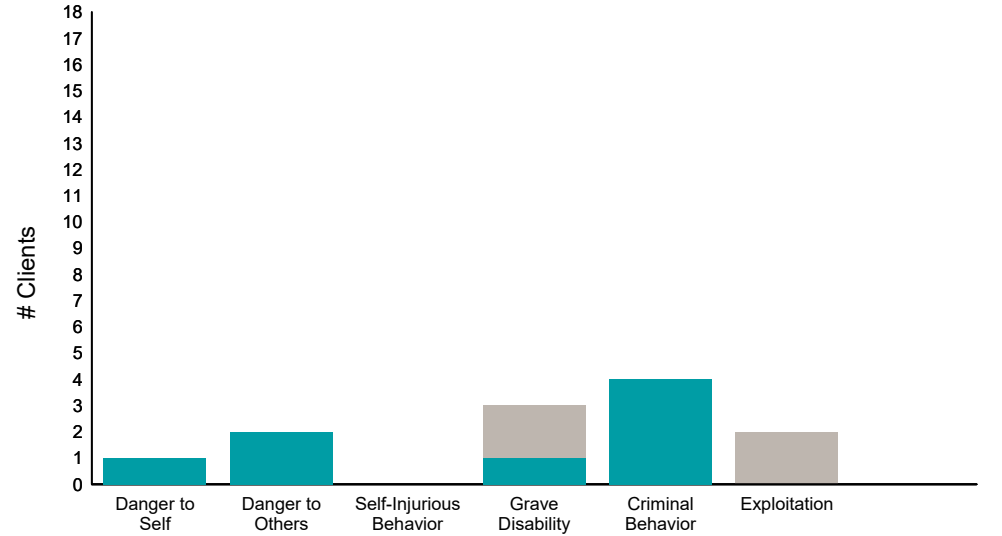


Item	% improvement
Psychosis	36% (4/11)
Depression	60% (3/5)
Anxiety	40% (2/5)
Adjustment to Trauma	25% (1/4)
Impulse Control	25% (2/8)
Interpersonal Problems	100% (1/1)
Substance Use	0% (0/7)
Optimism	40% (2/5)
Community Connection	35% (6/17)
Spiritual /Religious	30% (3/10)
Recovery Involvement	33% (2/6)

**Life Domain Functioning**



**Risk Behaviors**



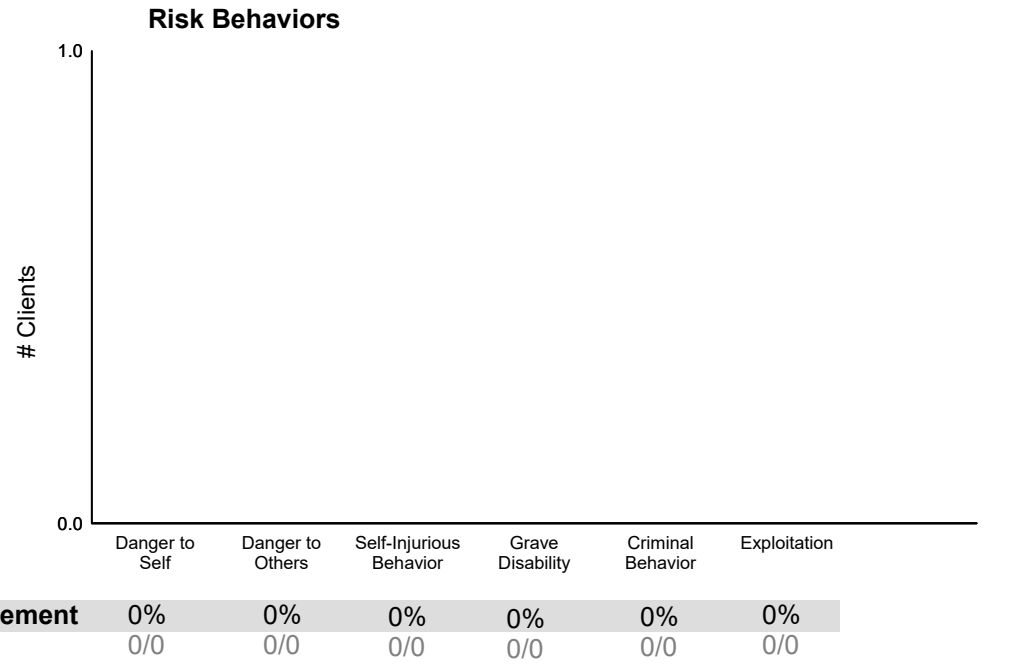
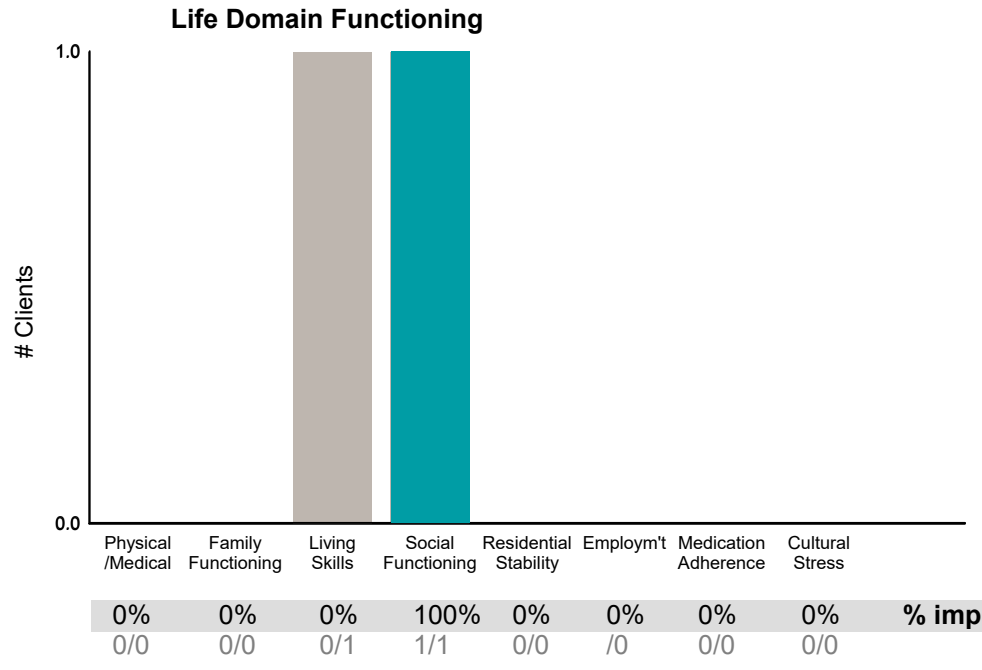
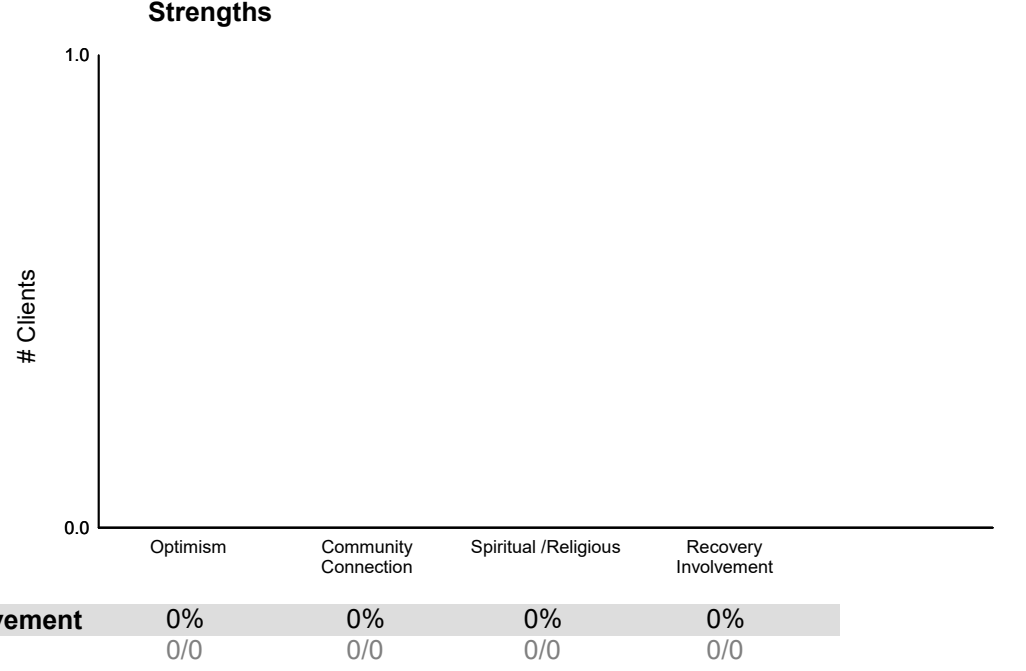
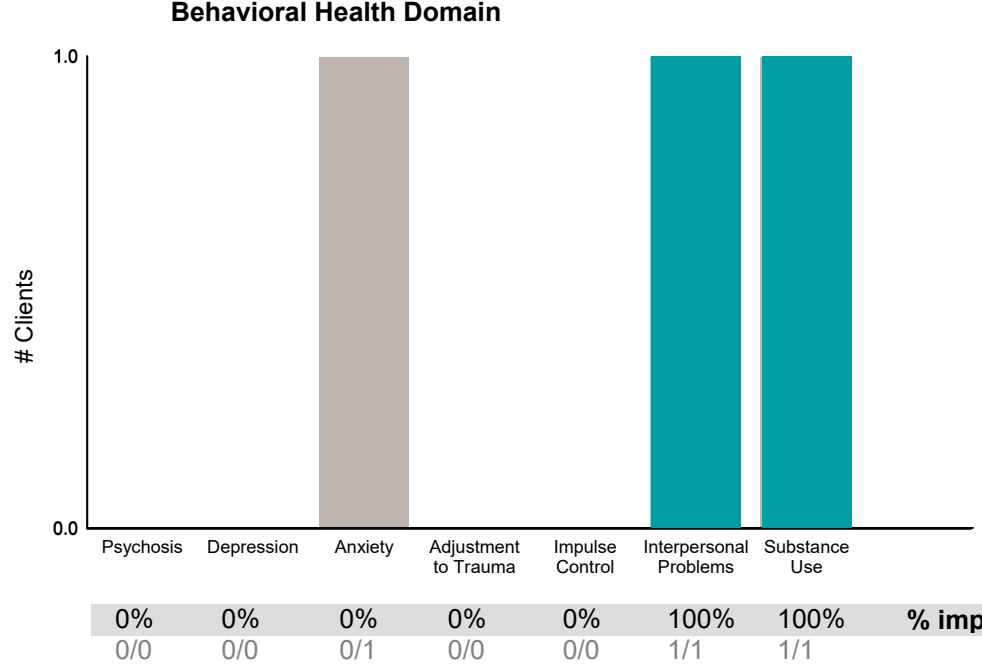
Item	% improvement
Physical /Medical	50% (1/2)
Family Functioning	27% (3/11)
Living Skills	40% (4/10)
Social Functioning	27% (3/11)
Residential Stability	50% (6/12)
Employ'm't	22% (2/9)
Medication Adherence	40% (2/5)
Cultural Stress	100% (2/2)
Danger to Self	100% (1/1)
Danger to Others	100% (2/2)
Self-Injurious Behavior	0% (0/0)
Grave Disability	33% (1/3)
Criminal Behavior	100% (4/4)
Exploitation	0% (0/2)

This report reflects data from 7/1/2020 - 6/30/2021

**FY20-21 Q4 Objective A.2 ANSA Outcomes Item-Level Report**  
**Fee for Service Psychiatrist (38AM)**

Didn't Improve
  Improved
 This report looks at current ANSAs to see how many clients improved on items rated 2 or 3 from the prior ANSA.

Num of episodes w/ min. 2 ANSAs: **1**      Average days between ANSAs: **488.0**      % clients improved on min. 30% of actionable items: **100% (= 1/1)**



This report reflects data from 7/1/2020 - 6/30/2021

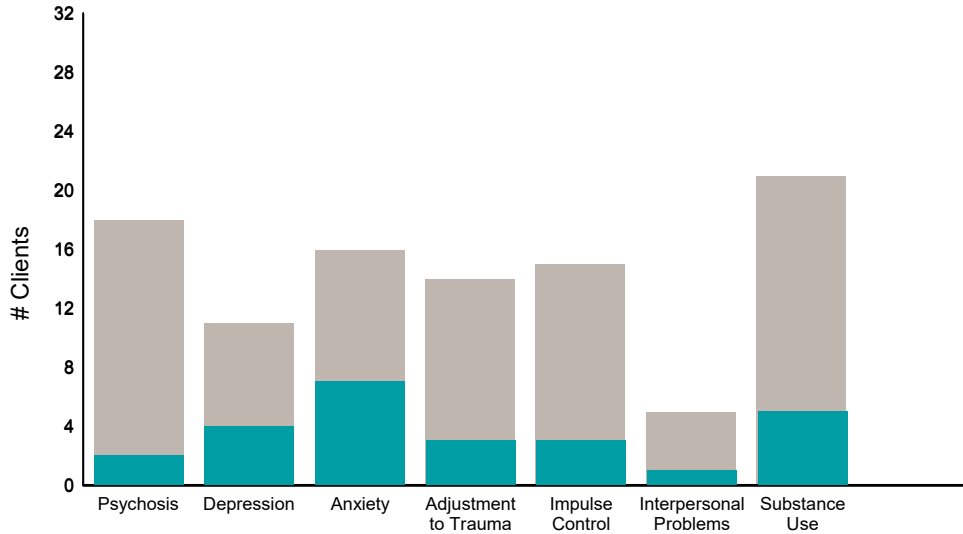


**FY20-21 Q4 Objective A.2 ANSA Outcomes Item-Level Report**  
**FSA Adult Care Management (3822OP)**

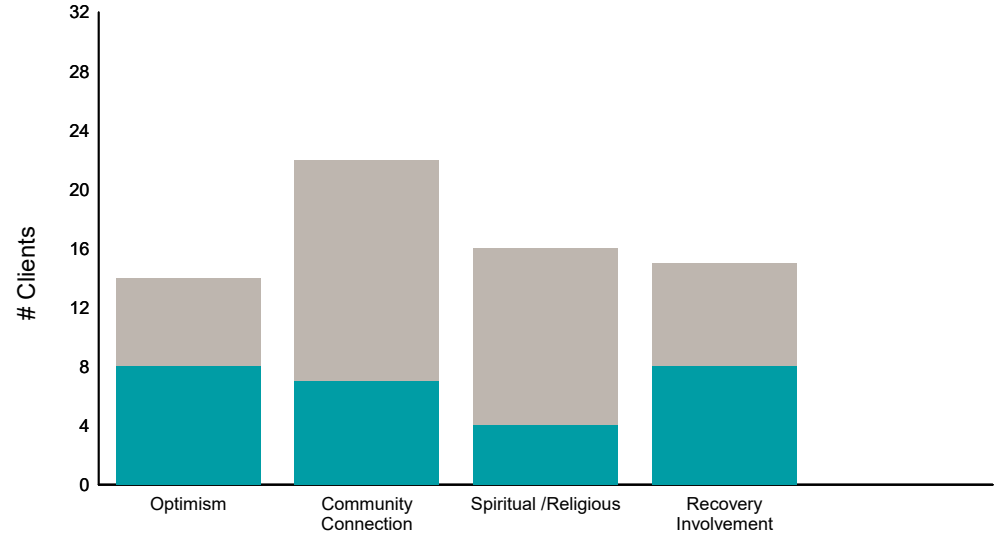
Didn't Improve
  Improved
 This report looks at current ANSAs to see how many clients improved on items rated 2 or 3 from the prior ANSA.

Num of episodes w/ min. 2 ANSAs: 30      Average days between ANSAs: 329.6      % clients improved on min. 30% of actionable items: **50% (= 15/30)**

**Behavioral Health Domain**

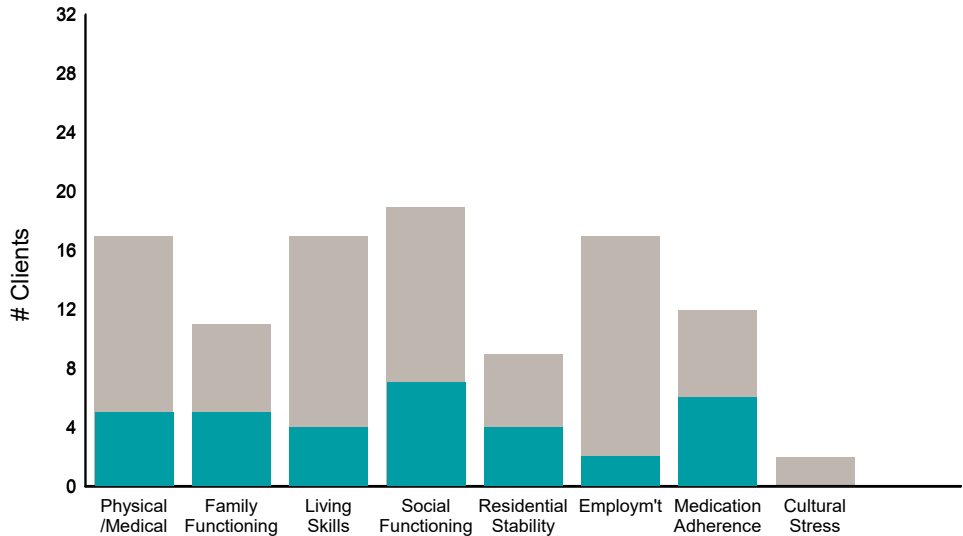


**Strengths**

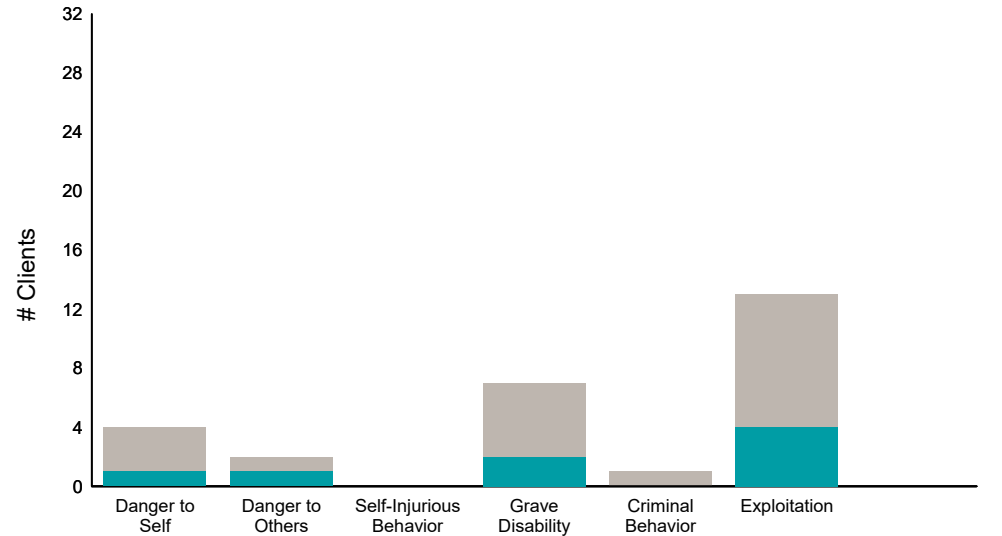


Item	% improvement
Psychosis	11% (2/18)
Depression	36% (4/11)
Anxiety	44% (7/16)
Adjustment to Trauma	21% (3/14)
Impulse Control	20% (3/15)
Interpersonal Problems	20% (1/5)
Substance Use	24% (5/21)
Optimism	57% (8/14)
Community Connection	32% (7/22)
Spiritual /Religious	25% (4/16)
Recovery Involvement	53% (8/15)

**Life Domain Functioning**



**Risk Behaviors**



Item	% improvement
Physical /Medical	29% (5/17)
Family Functioning	45% (5/11)
Living Skills	24% (4/17)
Social Functioning	37% (7/19)
Residential Stability	44% (4/9)
Employ'm't	12% (2/17)
Medication Adherence	50% (6/12)
Cultural Stress	0% (0/2)
Danger to Self	25% (1/4)
Danger to Others	50% (1/2)
Self-Injurious Behavior	0% (0/0)
Grave Disability	29% (2/7)
Criminal Behavior	0% (0/1)
Exploitation	31% (4/13)

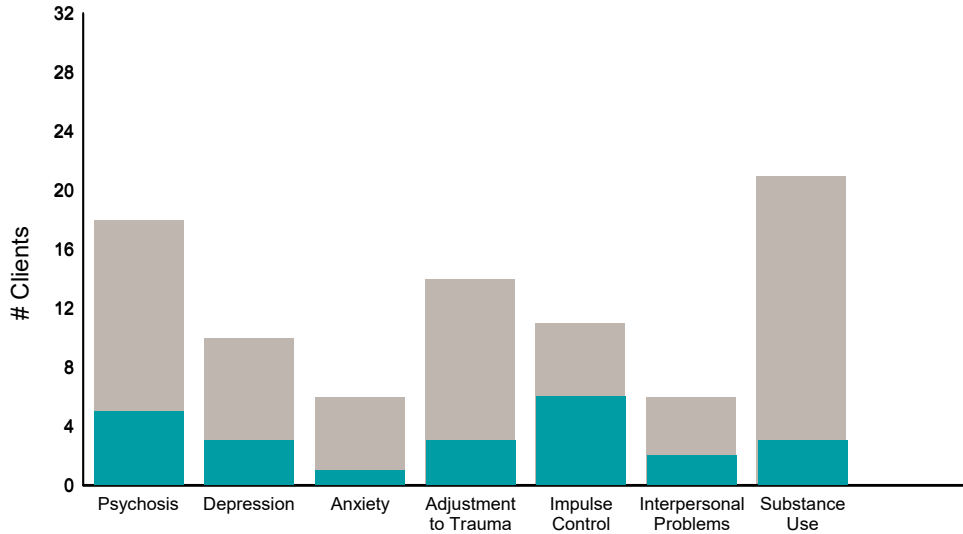
This report reflects data from 7/1/2020 - 6/30/2021

**FY20-21 Q4 Objective A.2 ANSA Outcomes Item-Level Report**  
**FSA Adult FSP Outpatient MHSA (3822A3)**

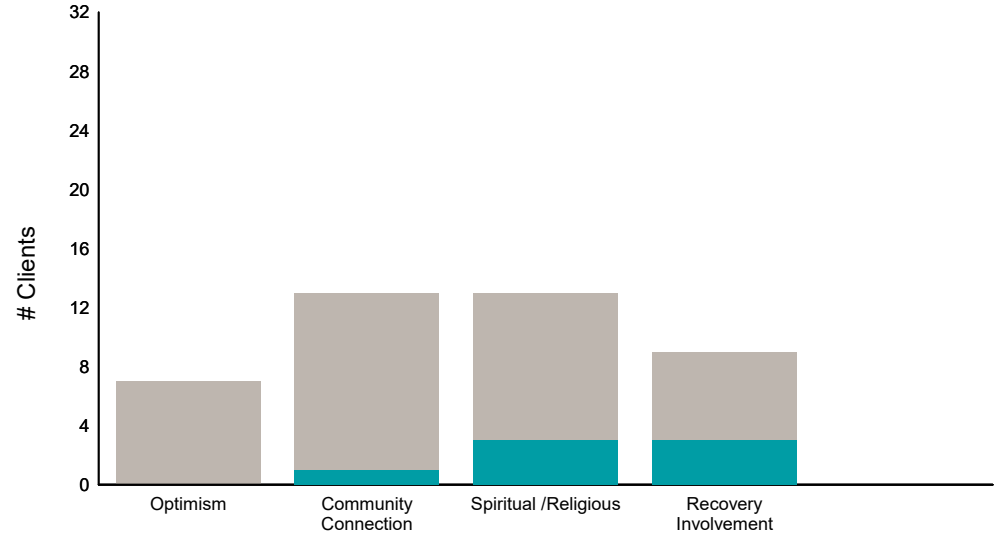
Didn't Improve
  Improved
 This report looks at current ANSAs to see how many clients improved on items rated 2 or 3 from the prior ANSA.

Num of episodes w/ min. 2 ANSAs: 29      Average days between ANSAs: 357.5      % clients improved on min. 30% of actionable items: **48% (= 14/29)**

**Behavioral Health Domain**

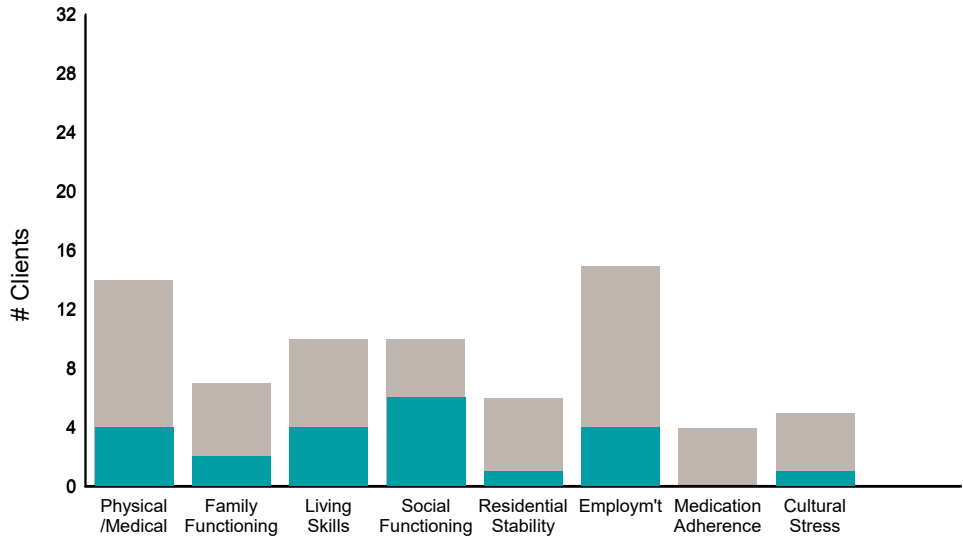


**Strengths**

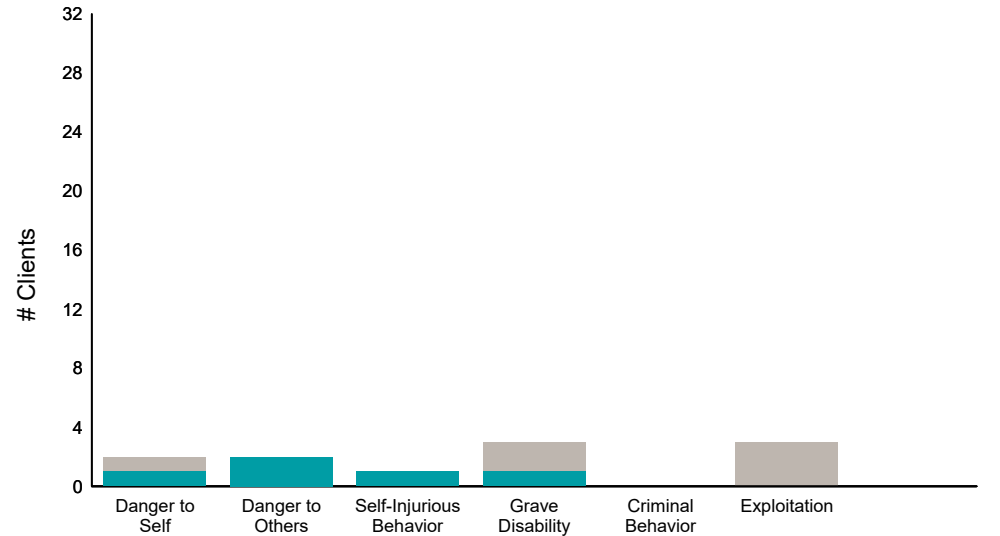


Item	% improvement
Psychosis	28% (5/18)
Depression	30% (3/10)
Anxiety	17% (1/6)
Adjustment to Trauma	21% (3/14)
Impulse Control	55% (6/11)
Interpersonal Problems	33% (2/6)
Substance Use	14% (3/21)
Optimism	0% (0/7)
Community Connection	8% (1/13)
Spiritual /Religious	23% (3/13)
Recovery Involvement	33% (3/9)

**Life Domain Functioning**



**Risk Behaviors**



Item	% improvement
Physical /Medical	29% (4/14)
Family Functioning	29% (2/7)
Living Skills	40% (4/10)
Social Functioning	60% (6/10)
Residential Stability	17% (1/6)
Employ'm't	27% (4/15)
Medication Adherence	0% (0/4)
Cultural Stress	20% (1/5)
Danger to Self	50% (1/2)
Danger to Others	100% (2/2)
Self-Injurious Behavior	100% (1/1)
Grave Disability	33% (1/3)
Criminal Behavior	0% (0/0)
Exploitation	0% (0/3)

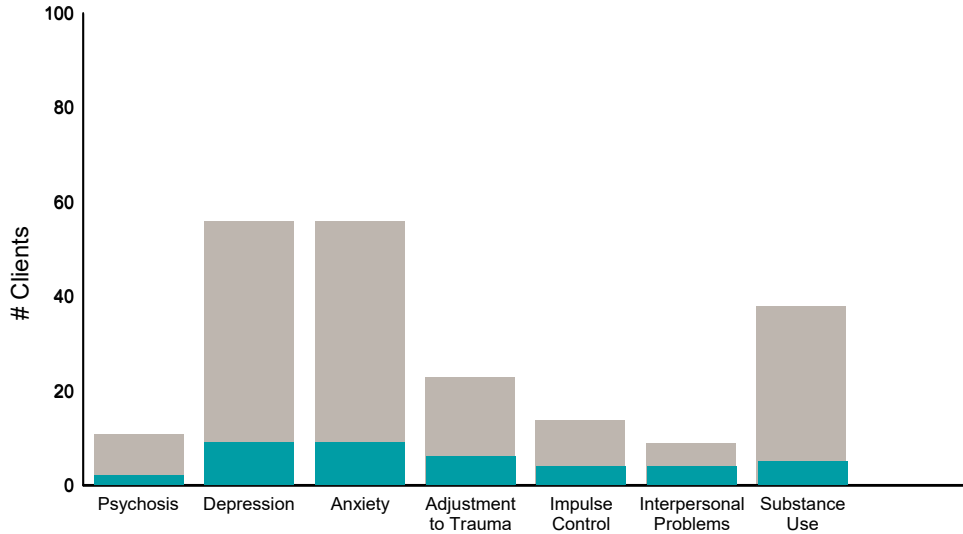
This report reflects data from 7/1/2020 - 6/30/2021

**FY20-21 Q4 Objective A.2 ANSA Outcomes Item-Level Report**  
**FSA Fam Svc Agy Geriatric OP (38223MH)**

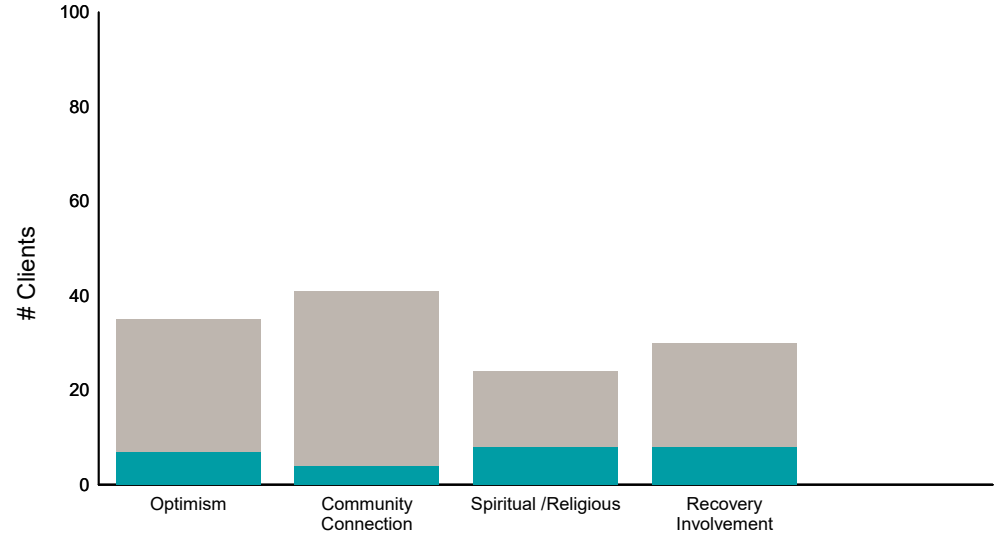
Didn't Improve
  Improved
 This report looks at current ANSAs to see how many clients improved on items rated 2 or 3 from the prior ANSA.

Num of episodes w/ min. 2 ANSAs: **85**      Average days between ANSAs: **328.4**      % clients improved on min. 30% of actionable items: **22% (= 19/85)**

**Behavioral Health Domain**

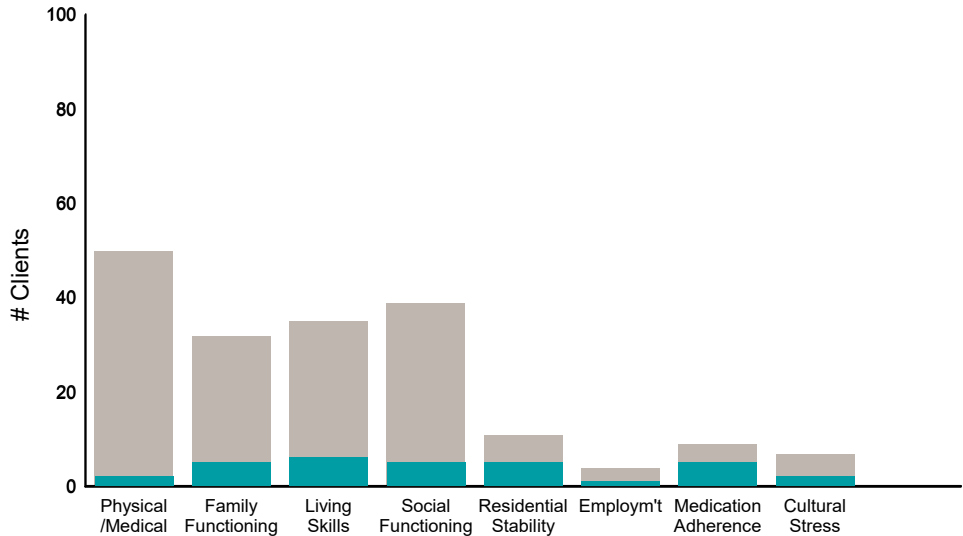


**Strengths**

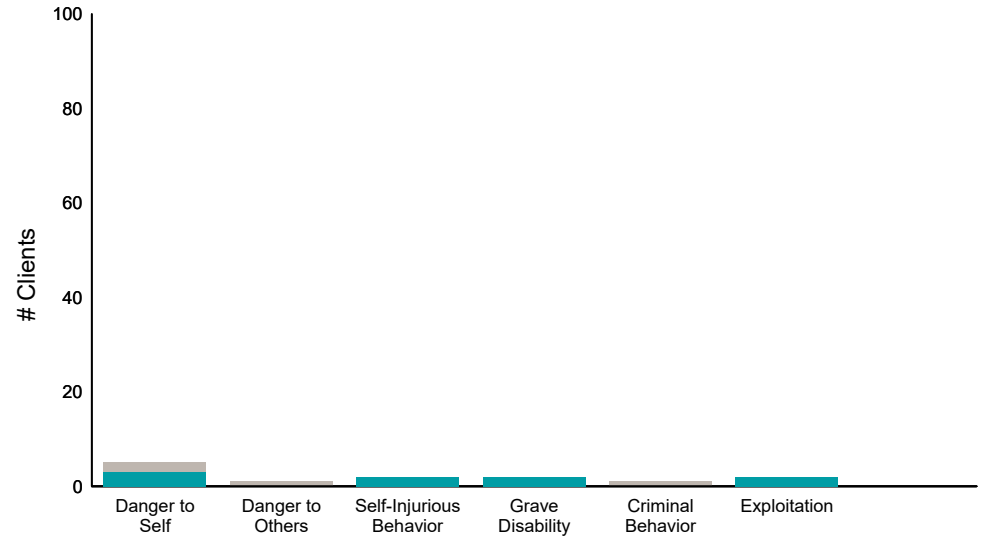


Item	% improvement
Psychosis	18% (2/11)
Depression	16% (9/56)
Anxiety	16% (9/56)
Adjustment to Trauma	26% (6/23)
Impulse Control	29% (4/14)
Interpersonal Problems	44% (4/9)
Substance Use	13% (5/38)
<b>% improvement</b>	<b>20%</b> (7/35)
<b>Community Connection</b>	<b>10%</b> (4/41)
<b>Spiritual /Religious</b>	<b>33%</b> (8/24)
<b>Recovery Involvement</b>	<b>27%</b> (8/30)

**Life Domain Functioning**



**Risk Behaviors**



Item	% improvement
Physical /Medical	4% (2/50)
Family Functioning	16% (5/32)
Living Skills	17% (6/35)
Social Functioning	13% (5/39)
Residential Stability	45% (5/11)
Employ'm't	25% (1/4)
Medication Adherence	56% (5/9)
Cultural Stress	29% (2/7)
<b>% improvement</b>	<b>60%</b> (3/5)
<b>Danger to Others</b>	<b>0%</b> (0/1)
<b>Self-Injurious Behavior</b>	<b>100%</b> (2/2)
<b>Grave Disability</b>	<b>100%</b> (2/2)
<b>Criminal Behavior</b>	<b>0%</b> (0/1)
<b>Exploitation</b>	<b>100%</b> (2/2)

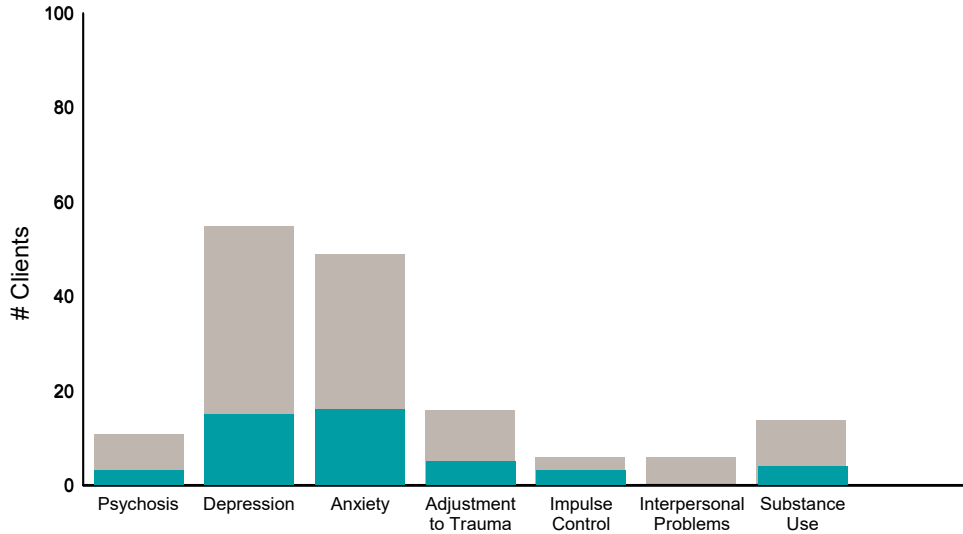
This report reflects data from 7/1/2020 - 6/30/2021

**FY20-21 Q4 Objective A.2 ANSA Outcomes Item-Level Report**  
**FSA Geriatric Services-West OP (89903)**

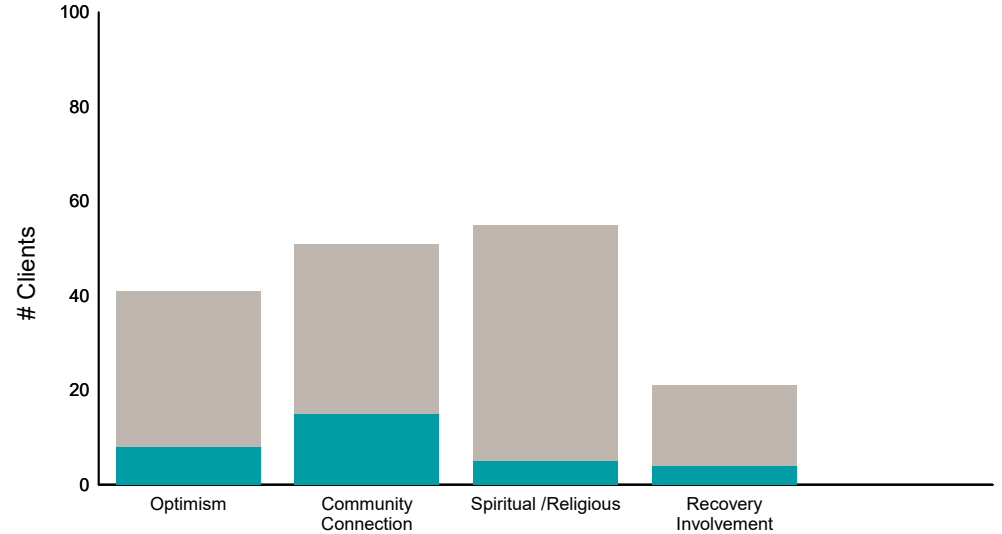
Didn't Improve
  Improved
 This report looks at current ANSAs to see how many clients improved on items rated 2 or 3 from the prior ANSA.

Num of episodes w/ min. 2 ANSAs: **82**      Average days between ANSAs: **320.2**      % clients improved on min. 30% of actionable items: **37% (= 30/82)**

**Behavioral Health Domain**

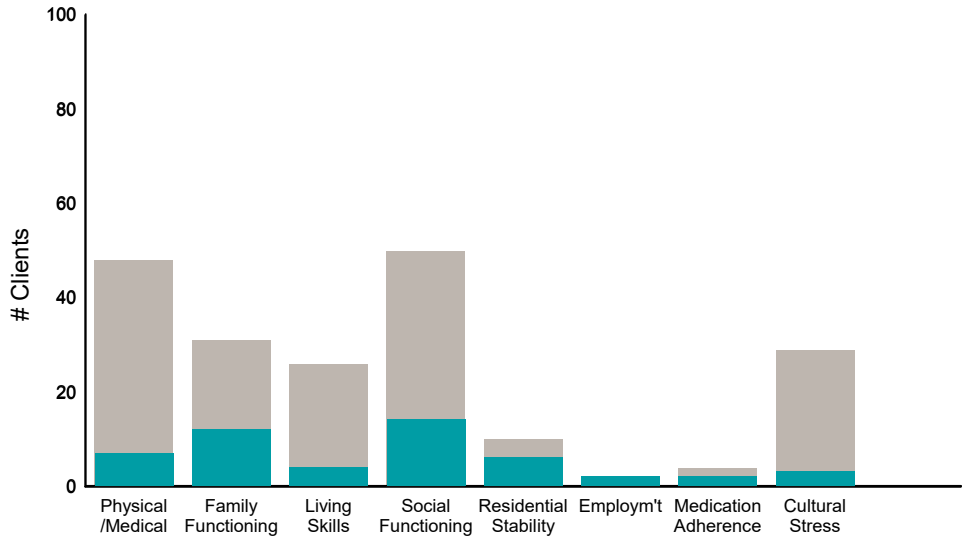


**Strengths**

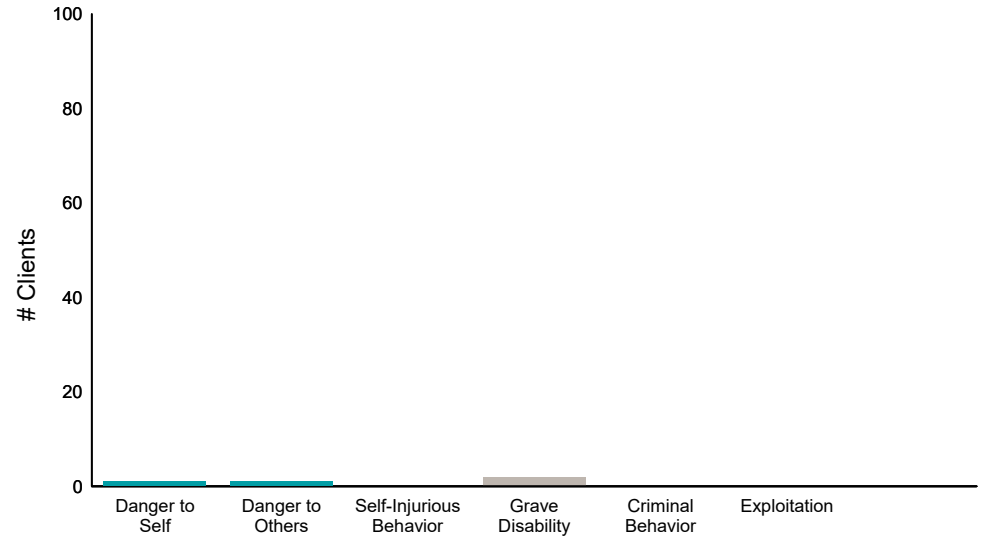


Item	% improvement
Psychosis	27% (3/11)
Depression	27% (15/55)
Anxiety	33% (16/49)
Adjustment to Trauma	31% (5/16)
Impulse Control	50% (3/6)
Interpersonal Problems	0% (0/6)
Substance Use	29% (4/14)
Optimism	20% (8/41)
Community Connection	29% (15/51)
Spiritual /Religious	9% (5/55)
Recovery Involvement	19% (4/21)

**Life Domain Functioning**



**Risk Behaviors**



Item	% improvement
Physical /Medical	15% (7/48)
Family Functioning	39% (12/31)
Living Skills	15% (4/26)
Social Functioning	28% (14/50)
Residential Stability	60% (6/10)
Employ'm't	100% (2/2)
Medication Adherence	50% (2/4)
Cultural Stress	10% (3/29)
Danger to Self	100% (1/1)
Danger to Others	100% (1/1)
Self-Injurious Behavior	0% (0/0)
Grave Disability	0% (0/2)
Criminal Behavior	0% (0/0)
Exploitation	0% (0/0)

This report reflects data from 7/1/2020 - 6/30/2021

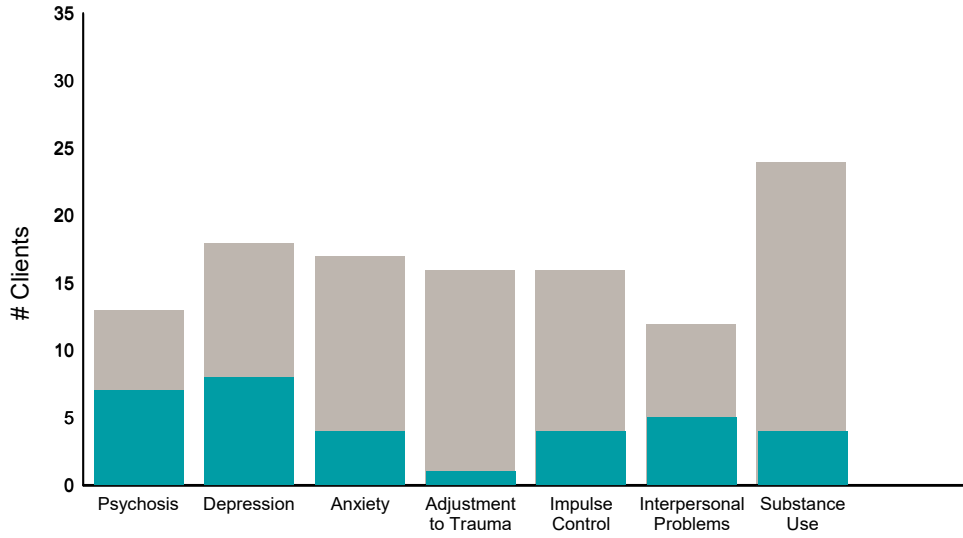


**FY20-21 Q4 Objective A.2 ANSA Outcomes Item-Level Report**  
**FSA Older Adult INT Case MGM (382213)**

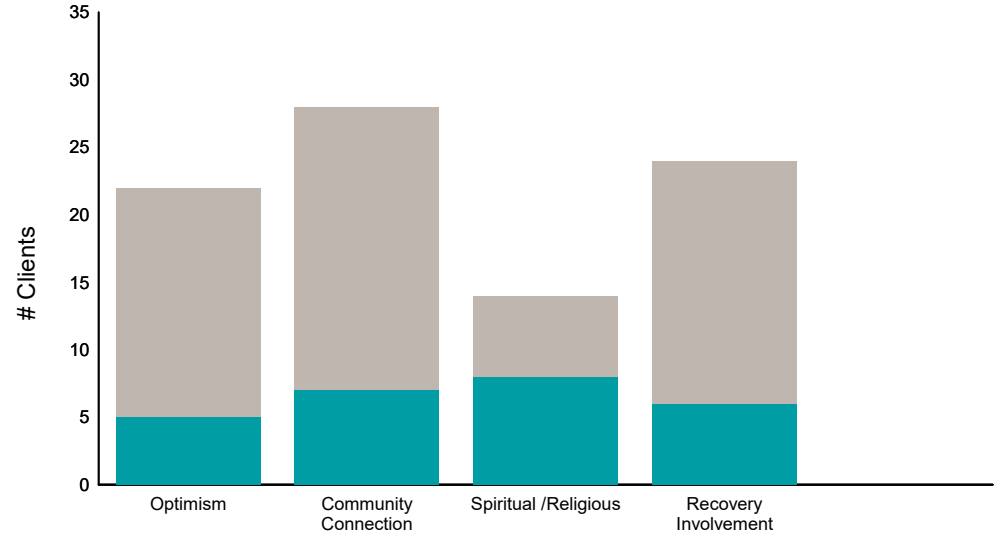
Didn't Improve
  Improved
 This report looks at current ANSAs to see how many clients improved on items rated 2 or 3 from the prior ANSA.

Num of episodes w/ min. 2 ANSAs: **35**      Average days between ANSAs: **344.4**      % clients improved on min. 30% of actionable items: **66% (= 23/35)**

**Behavioral Health Domain**

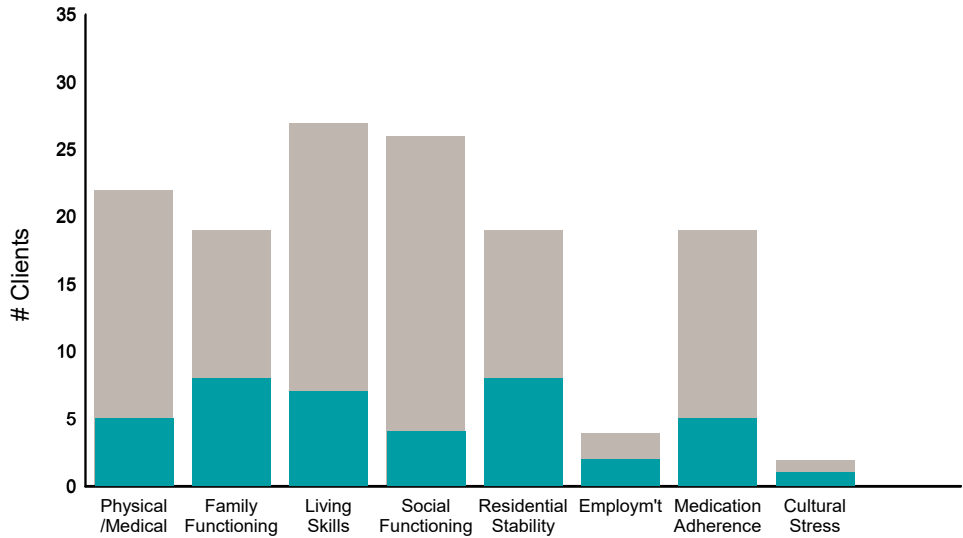


**Strengths**

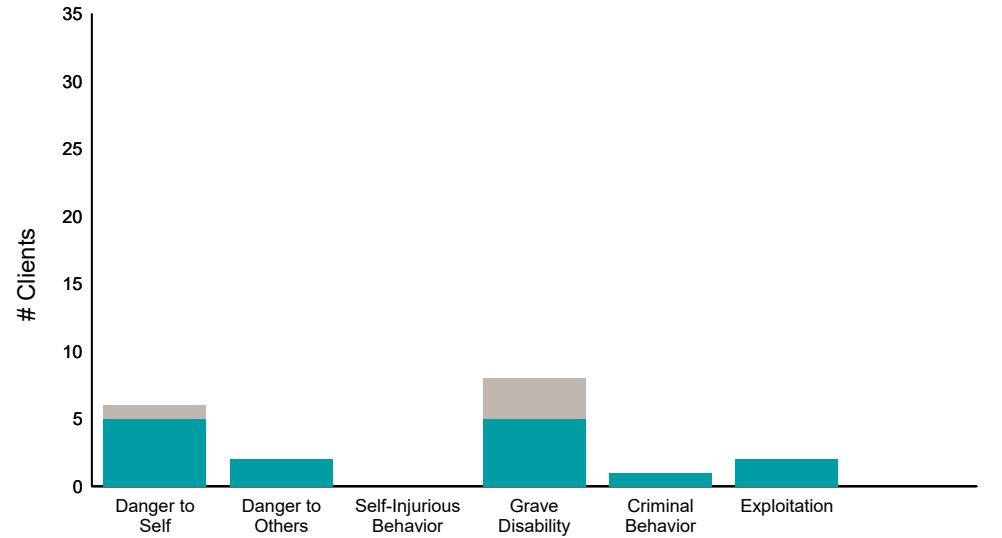


Item	% improvement	Item	% improvement
Psychosis	54% 7/13	Optimism	23% 5/22
Depression	44% 8/18	Community Connection	25% 7/28
Anxiety	24% 4/17	Spiritual /Religious	57% 8/14
Adjustment to Trauma	6% 1/16	Recovery Involvement	25% 6/24
Impulse Control	25% 4/16		
Interpersonal Problems	42% 5/12		
Substance Use	17% 4/24		

**Life Domain Functioning**



**Risk Behaviors**



Item	% improvement	Item	% improvement
Physical /Medical	23% 5/22	Danger to Self	83% 5/6
Family Functioning	42% 8/19	Danger to Others	100% 2/2
Living Skills	26% 7/27	Self-Injurious Behavior	0% 0/0
Social Functioning	15% 4/26	Grave Disability	63% 5/8
Residential Stability	42% 8/19	Criminal Behavior	100% 1/1
Employ'm't	50% 2/4	Exploitation	100% 2/2
Medication Adherence	26% 5/19		
Cultural Stress	50% 1/2		

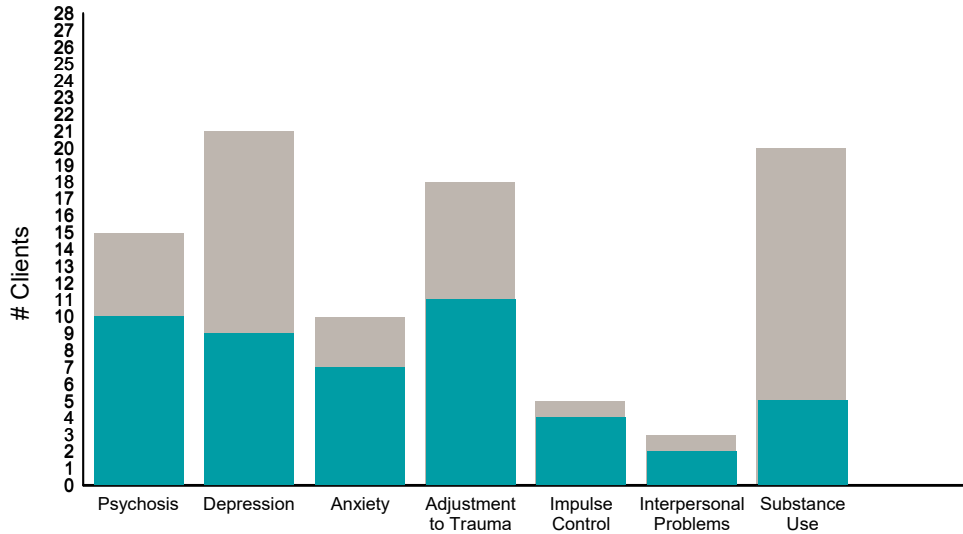
This report reflects data from 7/1/2020 - 6/30/2021

**FY20-21 Q4 Objective A.2 ANSA Outcomes Item-Level Report**  
**FSA TAY Acute Linkage (3822TL)**

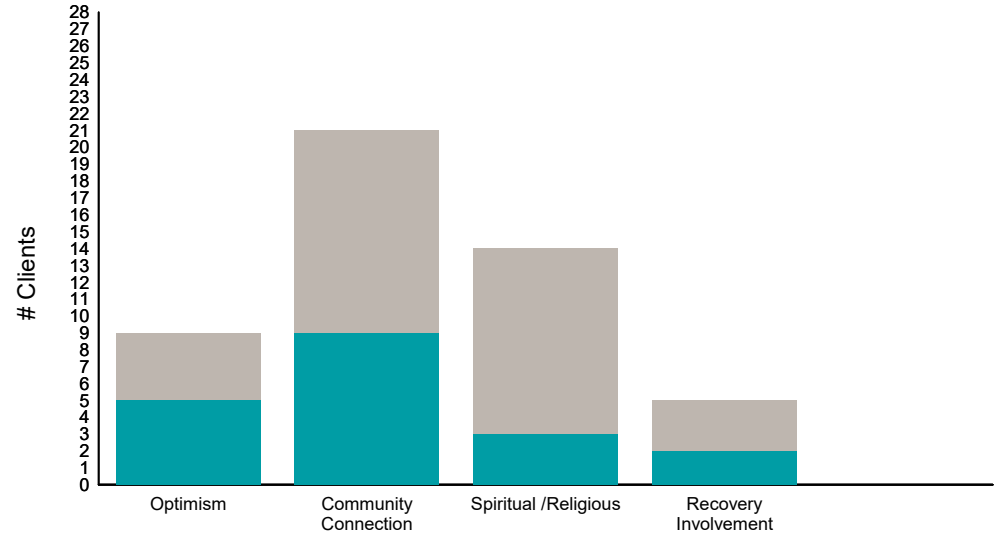
Didn't Improve
  Improved
 This report looks at current ANSAs to see how many clients improved on items rated 2 or 3 from the prior ANSA.

Num of episodes w/ min. 2 ANSAs: 25      Average days between ANSAs: 98.6      % clients improved on min. 30% of actionable items: **80% (= 20/25)**

**Behavioral Health Domain**

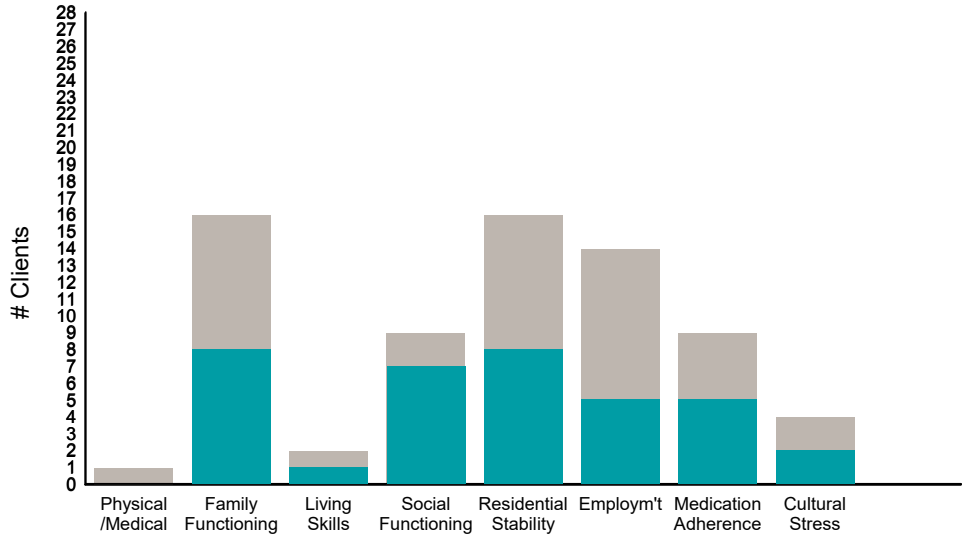


**Strengths**

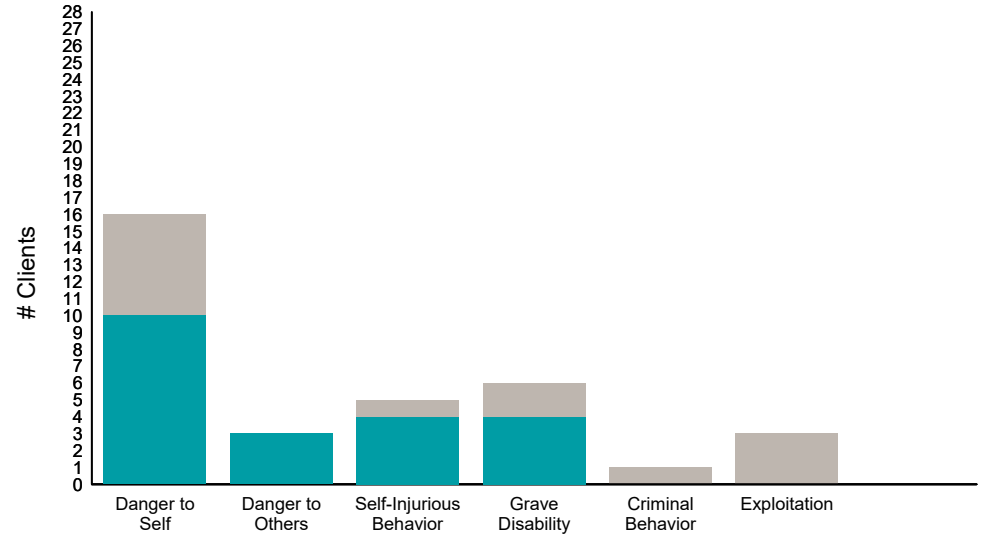


Item	% improvement
Psychosis	67% (10/15)
Depression	43% (9/21)
Anxiety	70% (7/10)
Adjustment to Trauma	61% (11/18)
Impulse Control	80% (4/5)
Interpersonal Problems	67% (2/3)
Substance Use	25% (5/20)
Optimism	56% (5/9)
Community Connection	43% (9/21)
Spiritual /Religious	21% (3/14)
Recovery Involvement	40% (2/5)

**Life Domain Functioning**



**Risk Behaviors**



Item	% improvement
Physical /Medical	0% (0/1)
Family Functioning	50% (8/16)
Living Skills	50% (1/2)
Social Functioning	78% (7/9)
Residential Stability	50% (8/16)
Employ'm't	36% (5/14)
Medication Adherence	56% (5/9)
Cultural Stress	50% (2/4)
Danger to Self	63% (10/16)
Danger to Others	100% (3/3)
Self-Injurious Behavior	80% (4/5)
Grave Disability	67% (4/6)
Criminal Behavior	0% (0/1)
Exploitation	0% (0/3)

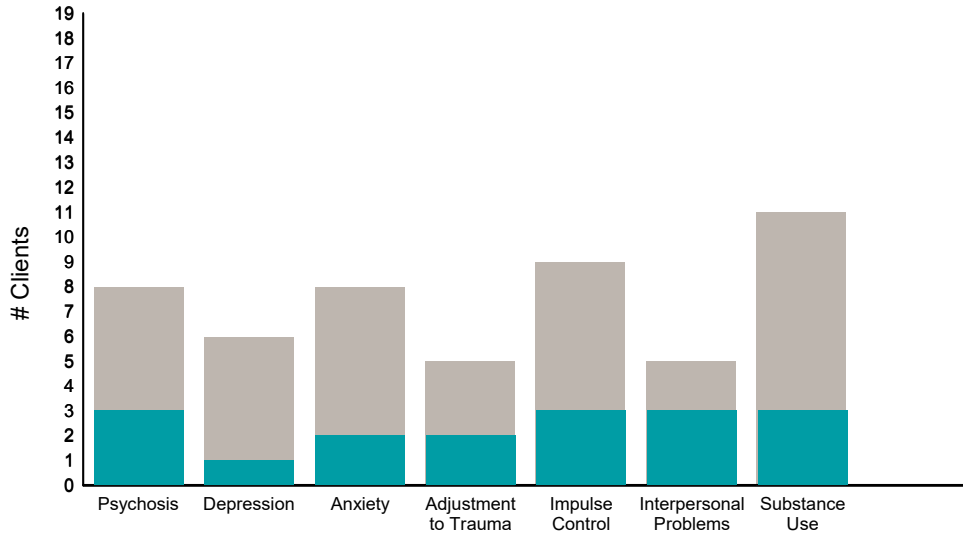
This report reflects data from 7/1/2020 - 6/30/2021

**FY20-21 Q4 Objective A.2 ANSA Outcomes Item-Level Report**  
**FSA TAY FSP Outpatient Svc (3822T3)**

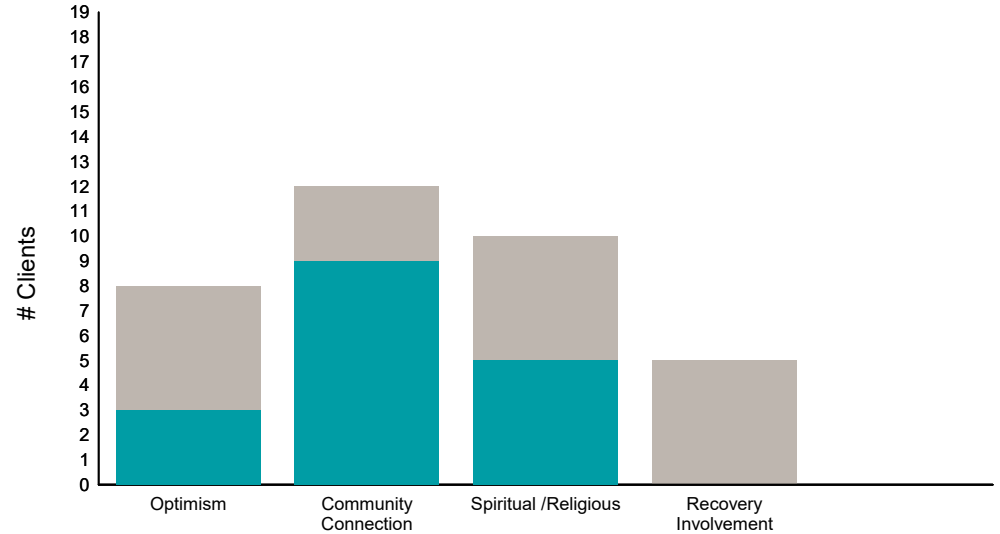
Didn't Improve
  Improved
 This report looks at current ANSAs to see how many clients improved on items rated 2 or 3 from the prior ANSA.

Num of episodes w/ min. 2 ANSAs: 19      Average days between ANSAs: 356.4      % clients improved on min. 30% of actionable items: **67% (= 12/18)**

**Behavioral Health Domain**

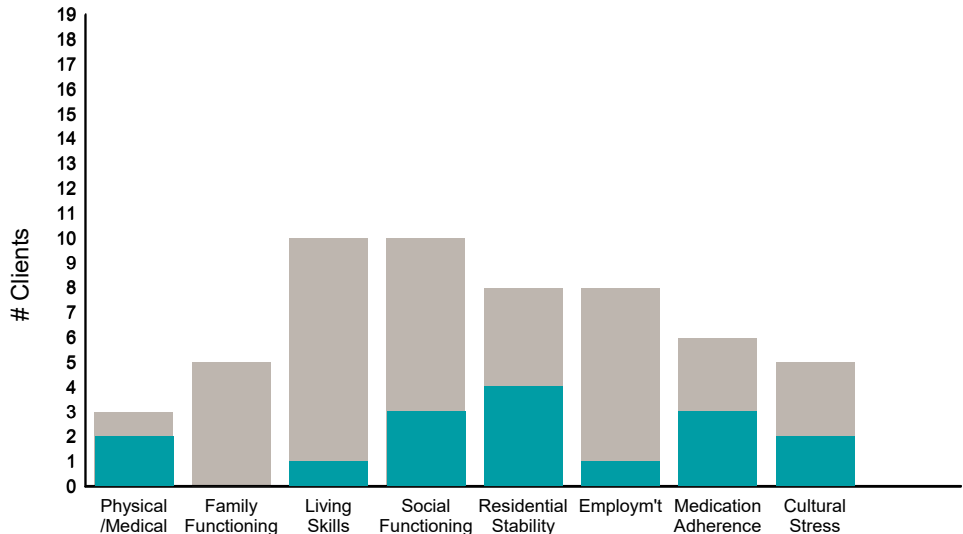


**Strengths**

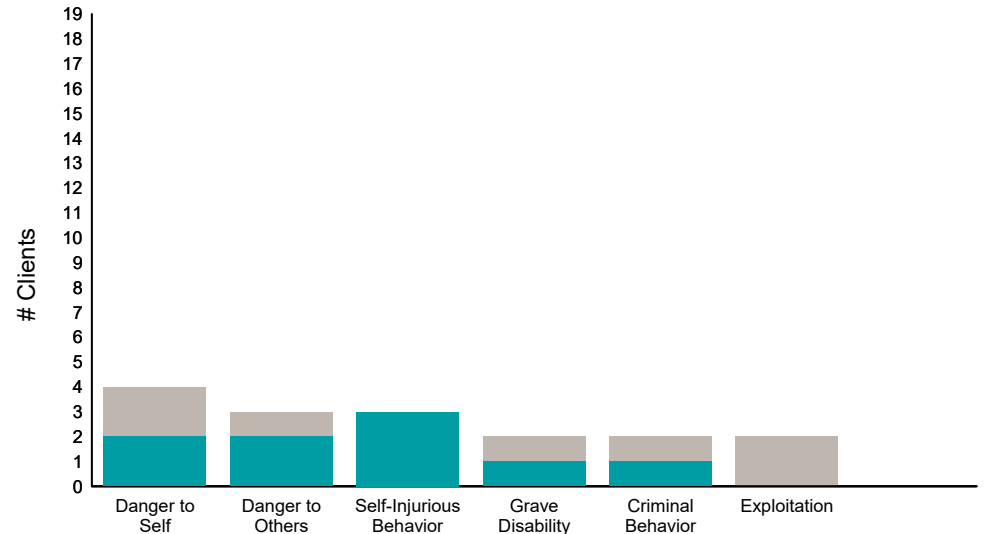


Item	% improvement
Psychosis	38% (3/8)
Depression	17% (1/6)
Anxiety	25% (2/8)
Adjustment to Trauma	40% (2/5)
Impulse Control	33% (3/9)
Interpersonal Problems	60% (3/5)
Substance Use	27% (3/11)
Optimism	38% (3/8)
Community Connection	75% (9/12)
Spiritual /Religious	50% (5/10)
Recovery Involvement	0% (0/5)

**Life Domain Functioning**



**Risk Behaviors**



Item	% improvement
Physical /Medical	67% (2/3)
Family Functioning	0% (0/5)
Living Skills	10% (1/10)
Social Functioning	30% (3/10)
Residential Stability	50% (4/8)
Employ'm't	13% (1/8)
Medication Adherence	50% (3/6)
Cultural Stress	40% (2/5)
Danger to Self	50% (2/4)
Danger to Others	67% (2/3)
Self-Injurious Behavior	100% (3/3)
Grave Disability	50% (1/2)
Criminal Behavior	50% (1/2)
Exploitation	0% (0/2)

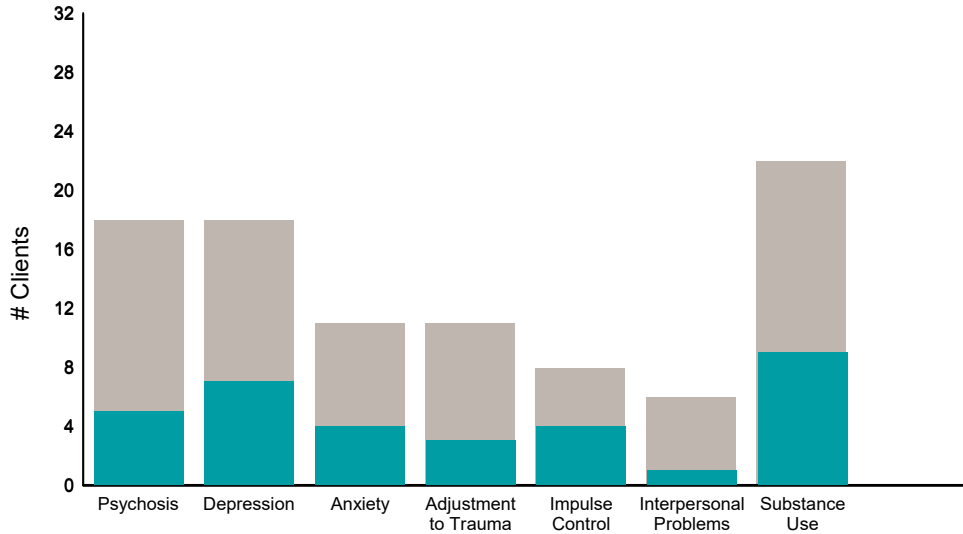
This report reflects data from 7/1/2020 - 6/30/2021

**FY20-21 Q4 Objective A.2 ANSA Outcomes Item-Level Report**  
**FSASF Older Adult FSP (3822G3)**

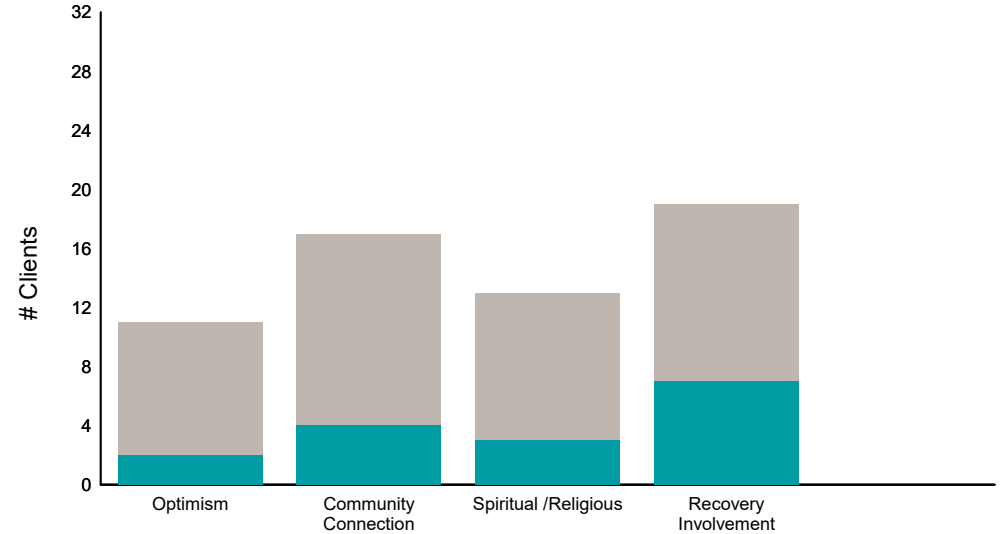
Didn't Improve
  Improved
 This report looks at current ANSAs to see how many clients improved on items rated 2 or 3 from the prior ANSA.

Num of episodes w/ min. 2 ANSAs: 29      Average days between ANSAs: 332.8      % clients improved on min. 30% of actionable items: **52% (= 15/29)**

**Behavioral Health Domain**

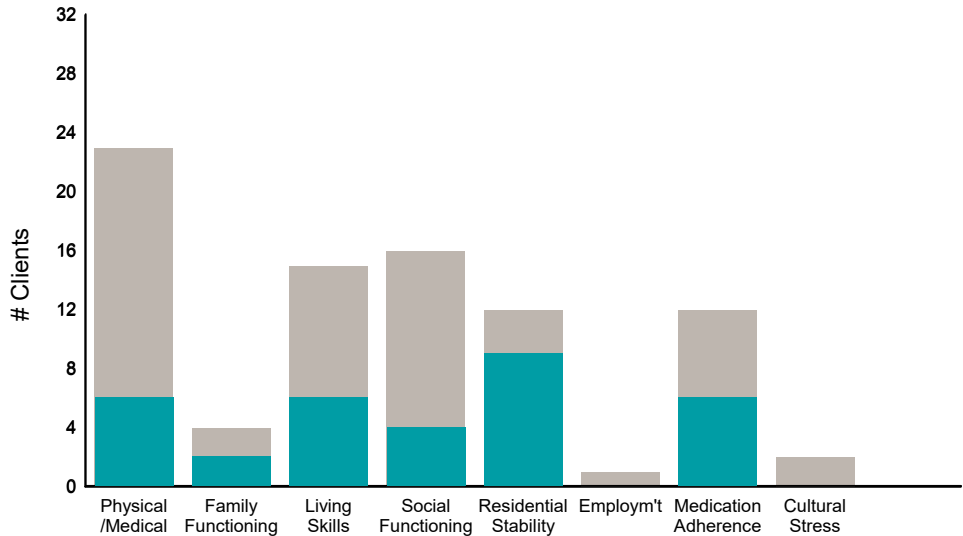


**Strengths**

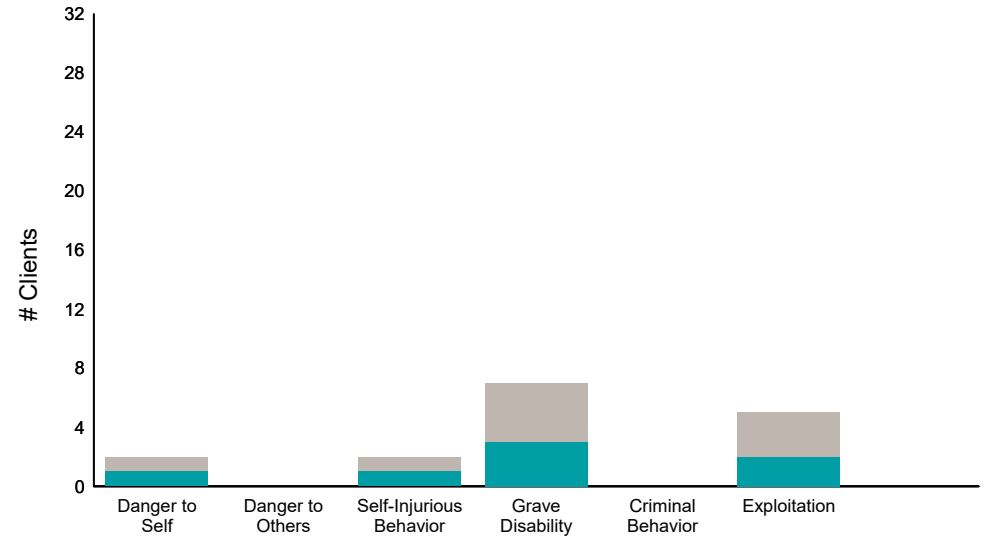


Item	% improvement	Item	% improvement
Psychosis	28% (5/18)	Optimism	18% (2/11)
Depression	39% (7/18)	Community Connection	24% (4/17)
Anxiety	36% (4/11)	Spiritual /Religious	23% (3/13)
Adjustment to Trauma	27% (3/11)	Recovery Involvement	37% (7/19)
Impulse Control	50% (4/8)		
Interpersonal Problems	17% (1/6)		
Substance Use	41% (9/22)		

**Life Domain Functioning**



**Risk Behaviors**



Item	% improvement	Item	% improvement
Physical /Medical	26% (6/23)	Danger to Self	50% (1/2)
Family Functioning	50% (2/4)	Danger to Others	0% (0/0)
Living Skills	40% (6/15)	Self-Injurious Behavior	50% (1/2)
Social Functioning	25% (4/16)	Grave Disability	43% (3/7)
Residential Stability	75% (9/12)	Criminal Behavior	0% (0/0)
Employ'm't	0% (0/1)	Exploitation	40% (2/5)
Medication Adherence	50% (6/12)		
Cultural Stress	0% (0/2)		

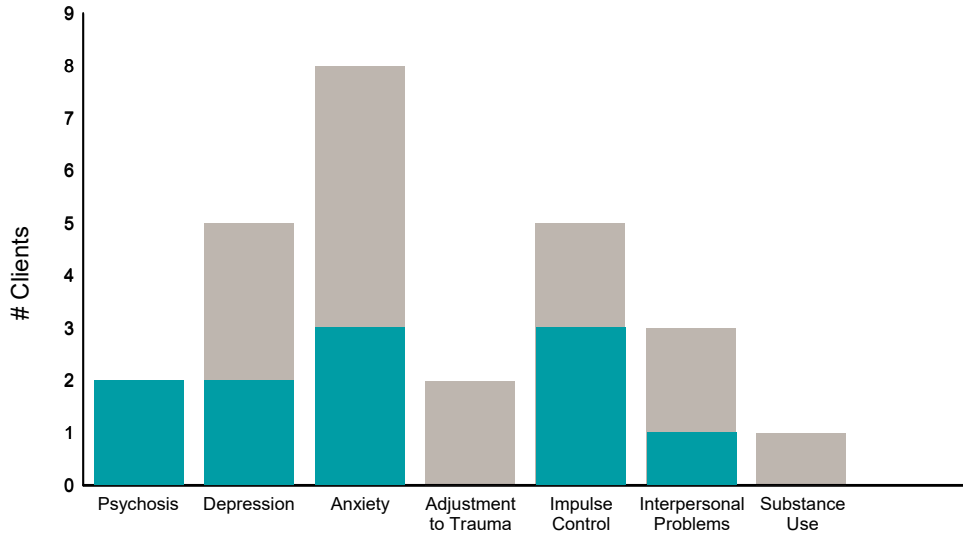
This report reflects data from 7/1/2020 - 6/30/2021

**FY20-21 Q4 Objective A.2 ANSA Outcomes Item-Level Report**  
**FSASF-Deaf Community Counseling (3822DC)**

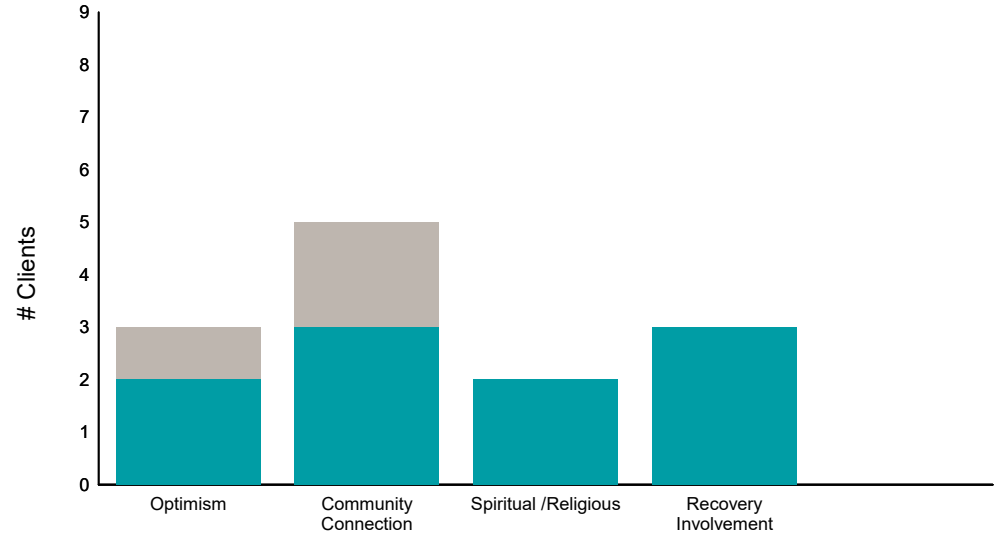
Didn't Improve
  Improved
 This report looks at current ANSAs to see how many clients improved on items rated 2 or 3 from the prior ANSA.

Num of episodes w/ min. 2 ANSAs: **9**      Average days between ANSAs: **216.7**      % clients improved on min. 30% of actionable items: **89% (= 8/9)**

**Behavioral Health Domain**

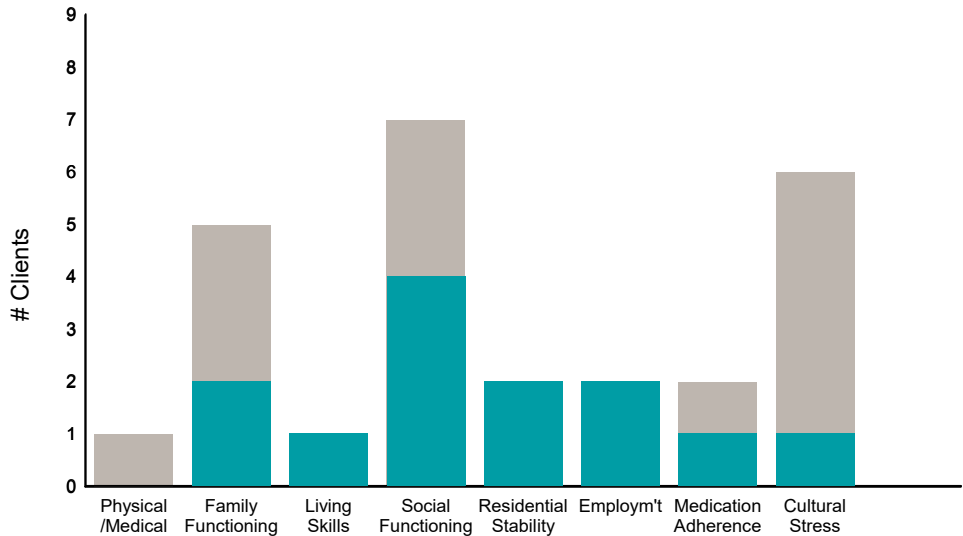


**Strengths**

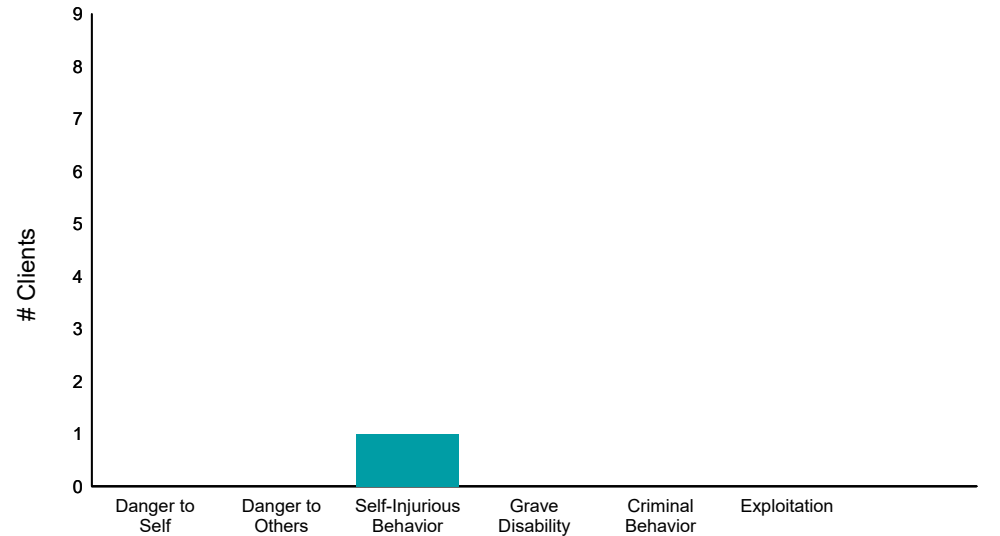


Item	% improvement
Psychosis	100% (2/2)
Depression	40% (2/5)
Anxiety	38% (3/8)
Adjustment to Trauma	0% (0/2)
Impulse Control	60% (3/5)
Interpersonal Problems	33% (1/3)
Substance Use	0% (0/1)
Optimism	67% (2/3)
Community Connection	60% (3/5)
Spiritual /Religious	100% (2/2)
Recovery Involvement	100% (3/3)

**Life Domain Functioning**



**Risk Behaviors**



Item	% improvement
Physical /Medical	0% (0/1)
Family Functioning	40% (2/5)
Living Skills	100% (1/1)
Social Functioning	57% (4/7)
Residential Stability	100% (2/2)
Employ'm't	100% (2/2)
Medication Adherence	50% (1/2)
Cultural Stress	17% (1/6)
Danger to Self	0% (0/0)
Danger to Others	0% (0/0)
Self-Injurious Behavior	100% (1/1)
Grave Disability	0% (0/0)
Criminal Behavior	0% (0/0)
Exploitation	0% (0/0)

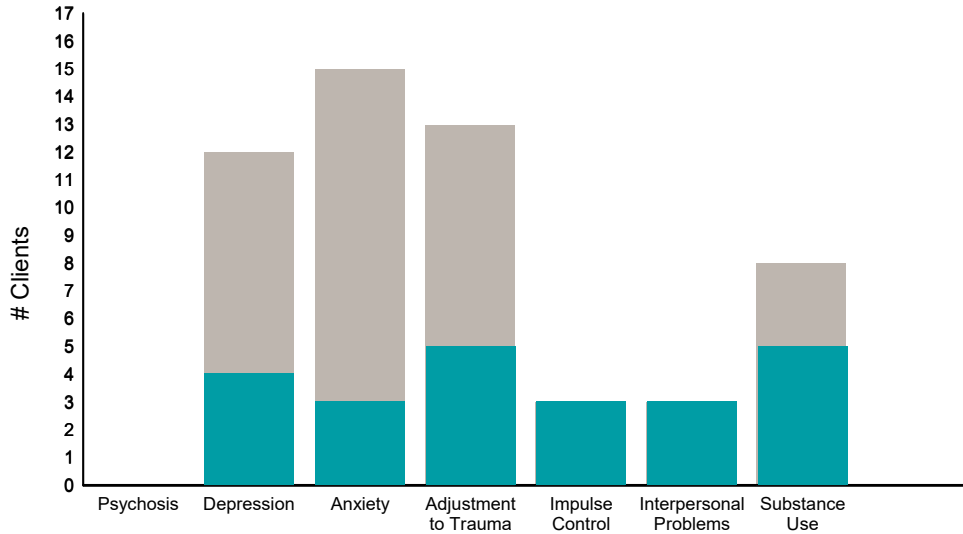
This report reflects data from 7/1/2020 - 6/30/2021

**FY20-21 Q4 Objective A.2 ANSA Outcomes Item-Level Report**  
**GENDER MENTAL HEALTH SERVICES (38BH08)**

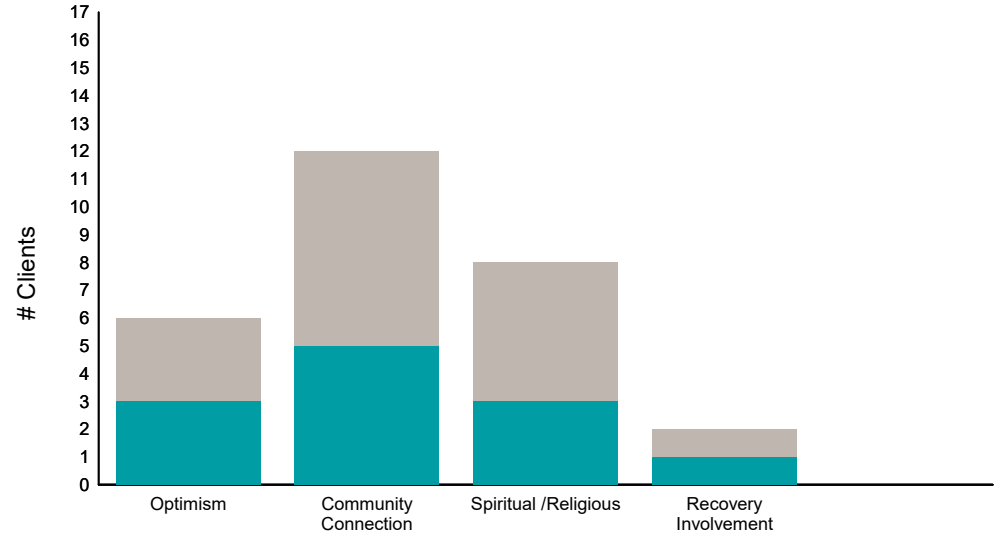
Didn't Improve
  Improved
 This report looks at current ANSAs to see how many clients improved on items rated 2 or 3 from the prior ANSA.

Num of episodes w/ min. 2 ANSAs: 17      Average days between ANSAs: 318.5      % clients improved on min. 30% of actionable items: **53% (= 9/17)**

**Behavioral Health Domain**

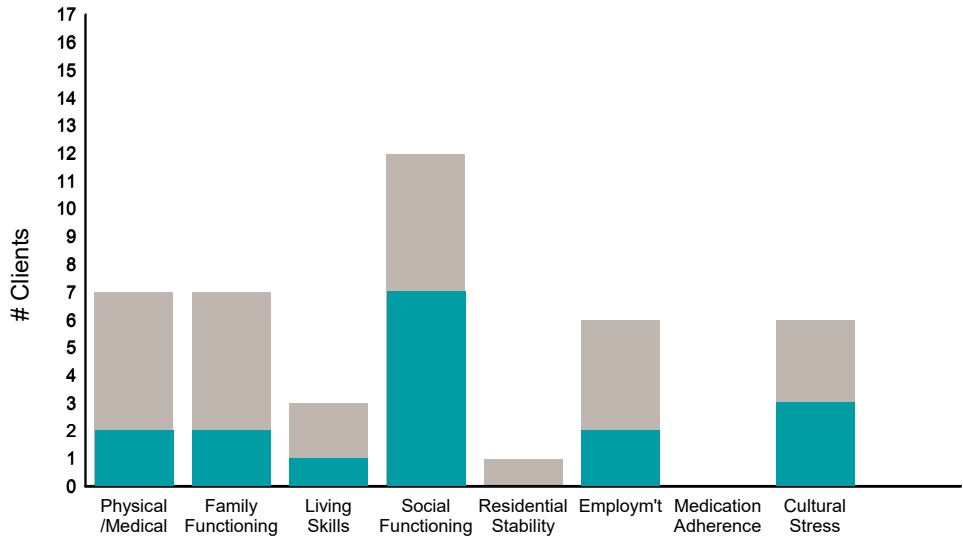


**Strengths**

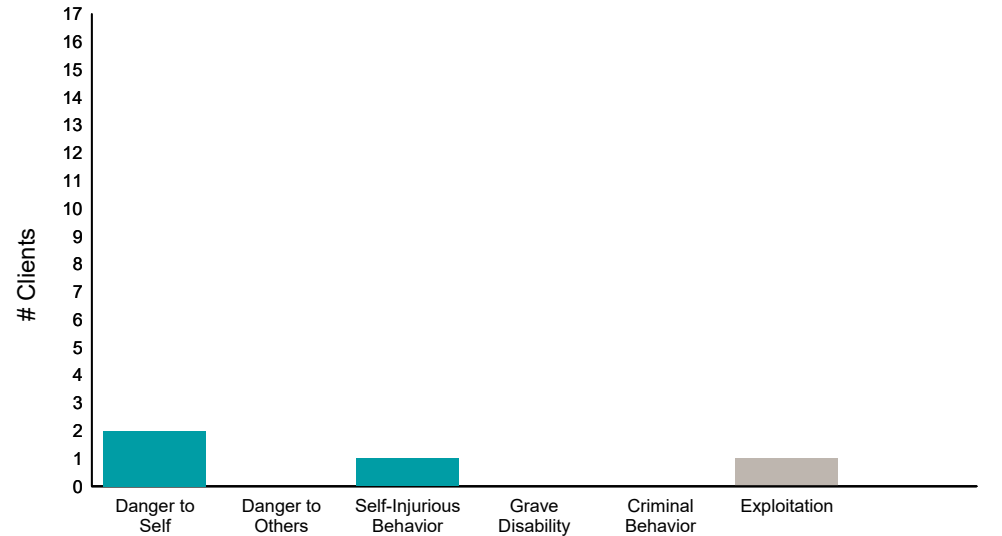


Item	% improvement
Psychosis	0% (0/0)
Depression	33% (4/12)
Anxiety	20% (3/15)
Adjustment to Trauma	38% (5/13)
Impulse Control	100% (3/3)
Interpersonal Problems	100% (3/3)
Substance Use	63% (5/8)
Optimism	50% (3/6)
Community Connection	42% (5/12)
Spiritual /Religious	38% (3/8)
Recovery Involvement	50% (1/2)

**Life Domain Functioning**



**Risk Behaviors**



Item	% improvement
Physical /Medical	29% (2/7)
Family Functioning	29% (2/7)
Living Skills	33% (1/3)
Social Functioning	58% (7/12)
Residential Stability	0% (0/1)
Employ'm't	33% (2/6)
Medication Adherence	0% (0/0)
Cultural Stress	50% (3/6)
Danger to Self	100% (2/2)
Danger to Others	0% (0/0)
Self-Injurious Behavior	100% (1/1)
Grave Disability	0% (0/0)
Criminal Behavior	0% (0/0)
Exploitation	0% (0/1)

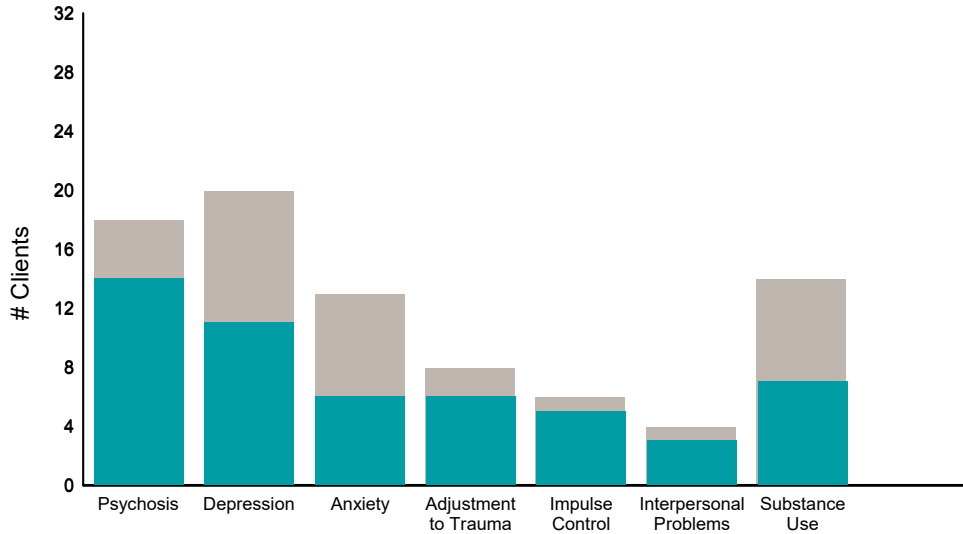
This report reflects data from 7/1/2020 - 6/30/2021

**FY20-21 Q4 Objective A.2 ANSA Outcomes Item-Level Report**  
**GSW FSASF-Prevention+Rec PREP (8990EP)**

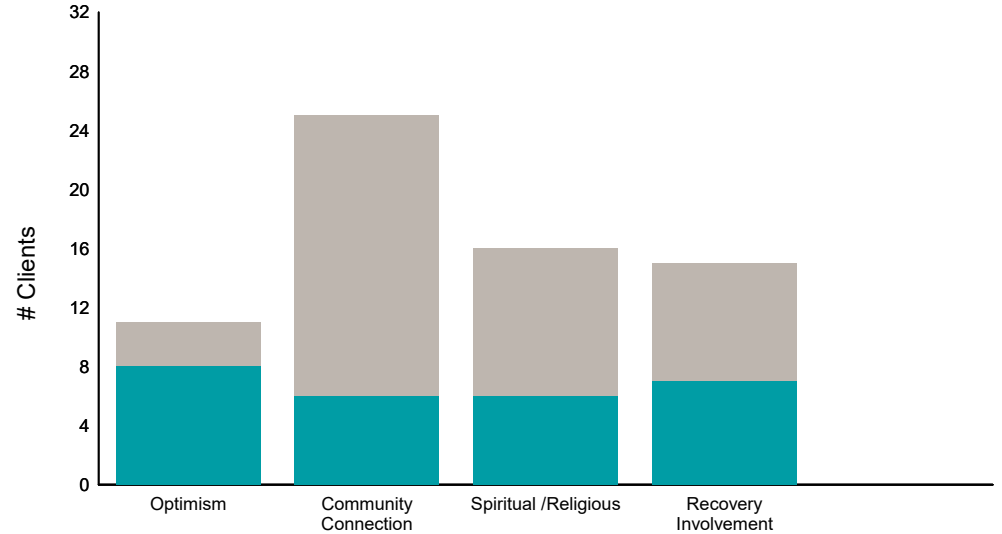
Didn't Improve
  Improved
 This report looks at current ANSAs to see how many clients improved on items rated 2 or 3 from the prior ANSA.

Num of episodes w/ min. 2 ANSAs: 30      Average days between ANSAs: 326.4      % clients improved on min. 30% of actionable items: **87% (= 26/30)**

**Behavioral Health Domain**

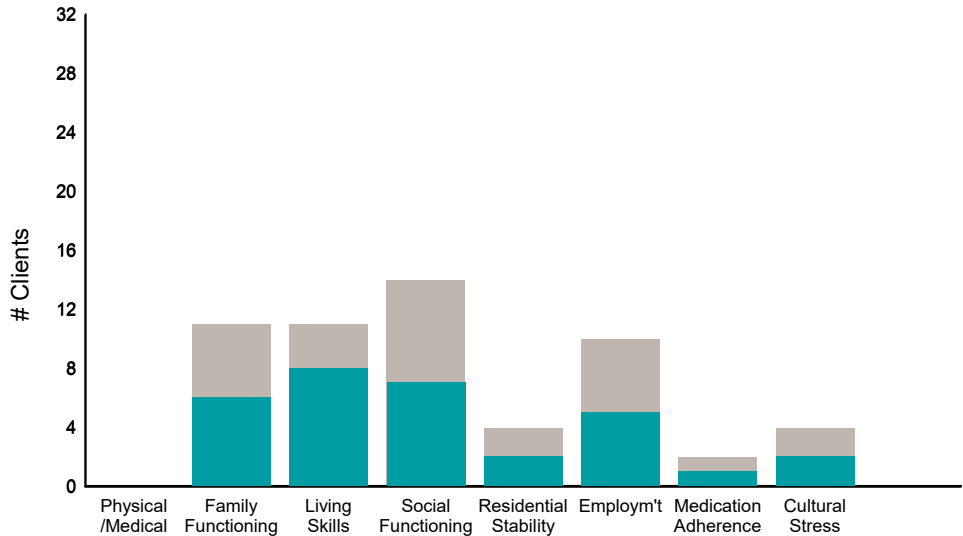


**Strengths**

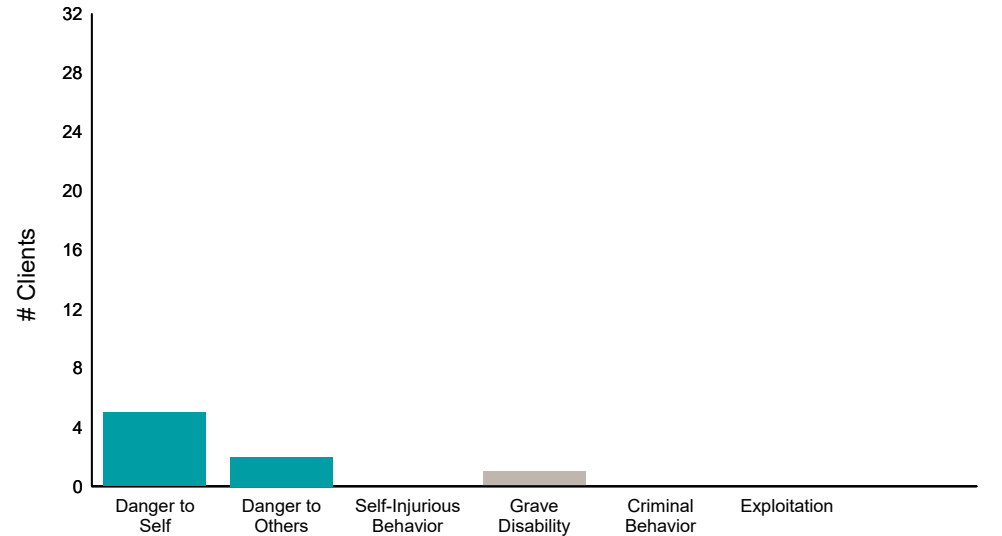


Item	% improvement	Item	% improvement
Psychosis	78%	Optimism	73%
Depression	55%	Community Connection	24%
Anxiety	46%	Spiritual /Religious	38%
Adjustment to Trauma	75%	Recovery Involvement	47%
Impulse Control	83%		
Interpersonal Problems	75%		
Substance Use	50%		

**Life Domain Functioning**



**Risk Behaviors**



Item	% improvement	Item	% improvement
Physical /Medical	0%	Danger to Self	100%
Family Functioning	55%	Danger to Others	100%
Living Skills	73%	Self-Injurious Behavior	0%
Social Functioning	50%	Grave Disability	0%
Residential Stability	50%	Criminal Behavior	0%
Employ'm't	50%	Exploitation	0%
Medication Adherence	50%		
Cultural Stress	50%		

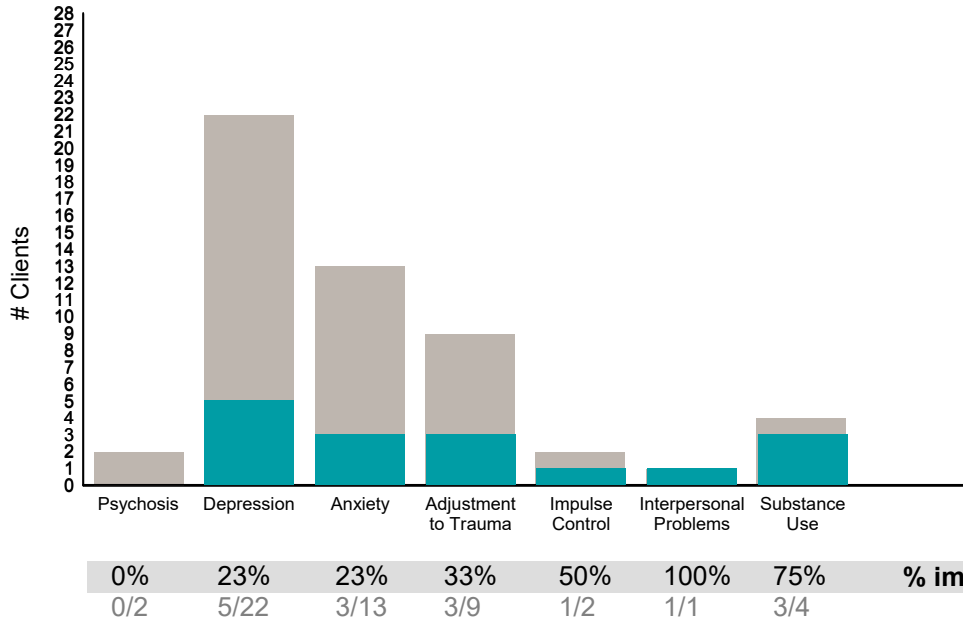
This report reflects data from 7/1/2020 - 6/30/2021

**FY20-21 Q4 Objective A.2 ANSA Outcomes Item-Level Report**  
**HIV MENTAL HEALTH CASE MGM (38BH02)**

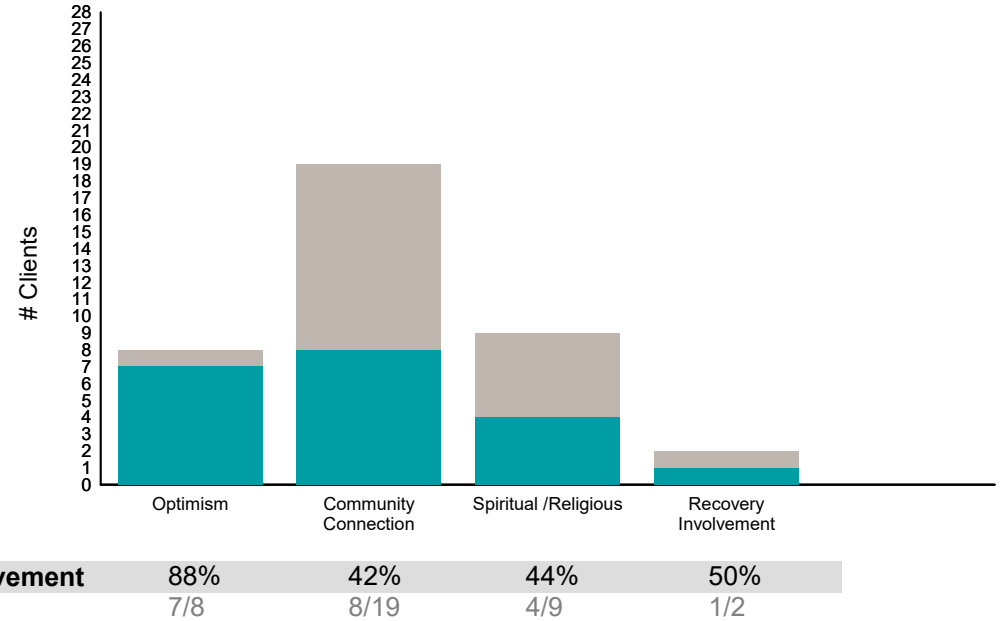
Didn't Improve
  Improved
 This report looks at current ANSAs to see how many clients improved on items rated 2 or 3 from the prior ANSA.

Num of episodes w/ min. 2 ANSAs: 27      Average days between ANSAs: 323.7      % clients improved on min. 30% of actionable items: **63% (= 17/27)**

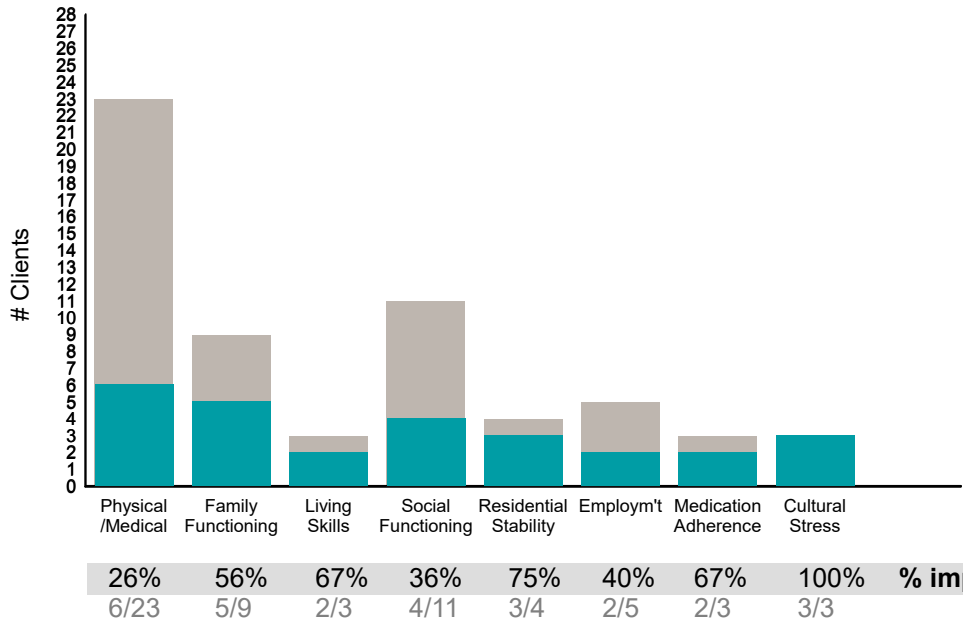
**Behavioral Health Domain**



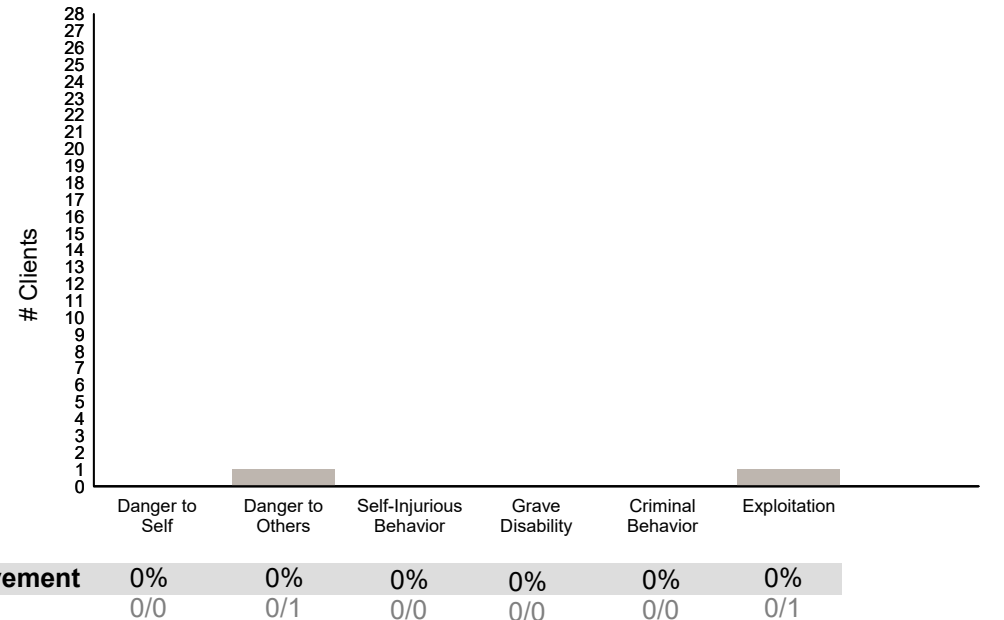
**Strengths**



**Life Domain Functioning**



**Risk Behaviors**



This report reflects data from 7/1/2020 - 6/30/2021

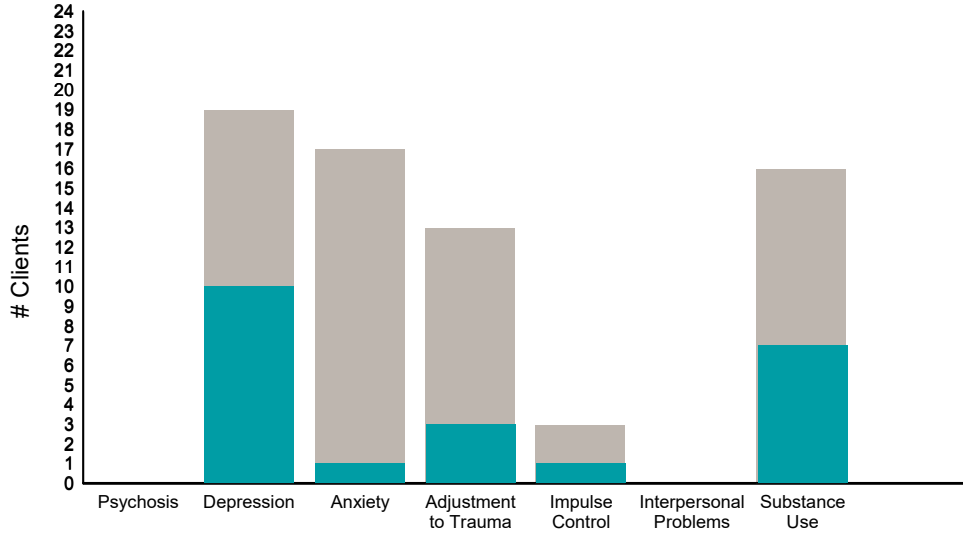


**FY20-21 Q4 Objective A.2 ANSA Outcomes Item-Level Report**  
**HR360 Adult MH OP(38K3OP)**

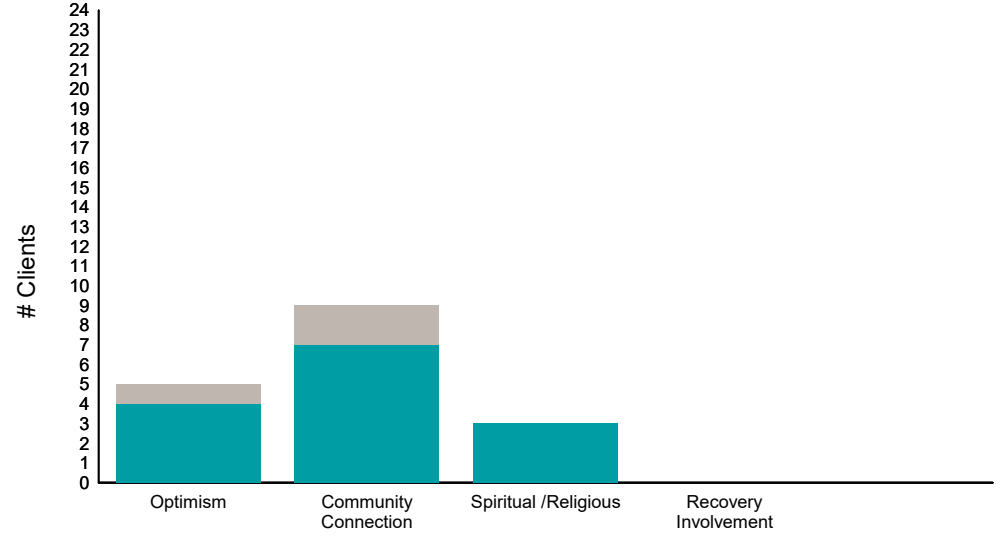
Didn't Improve
  Improved
 This report looks at current ANSAs to see how many clients improved on items rated 2 or 3 from the prior ANSA.

Num of episodes w/ min. 2 ANSAs: **24**      Average days between ANSAs: **281.8**      % clients improved on min. 30% of actionable items: **67% (= 16/24)**

**Behavioral Health Domain**

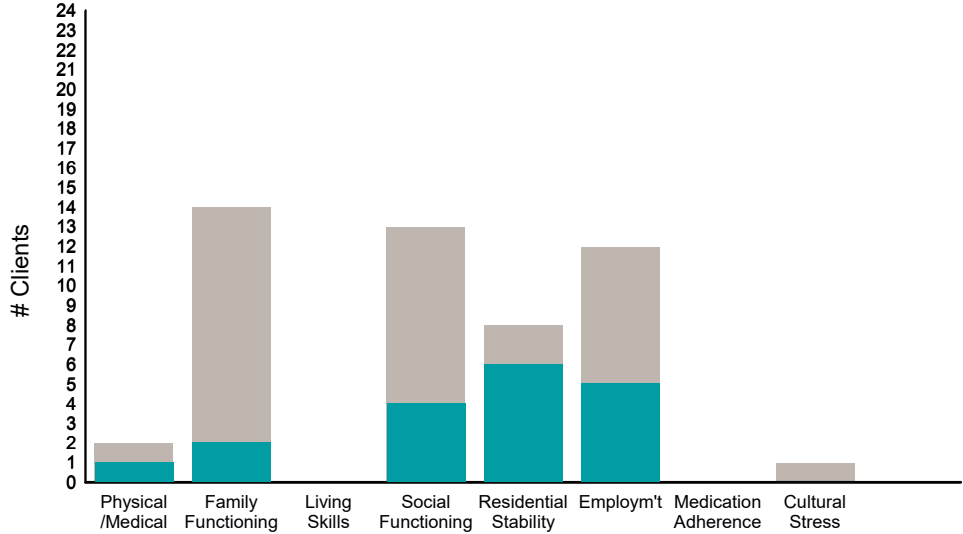


**Strengths**

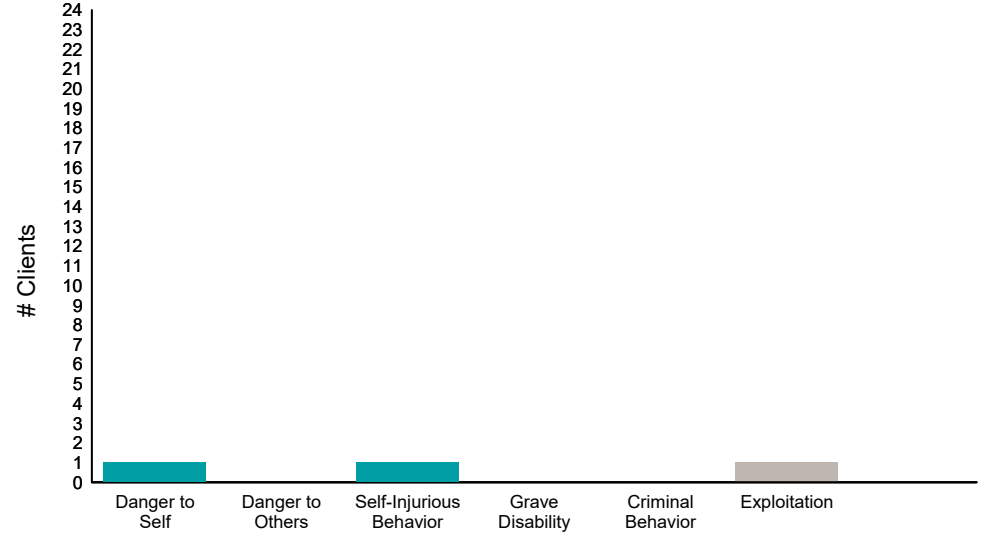


Item	% improvement
Psychosis	0% (0/0)
Depression	53% (10/19)
Anxiety	6% (1/17)
Adjustment to Trauma	23% (3/13)
Impulse Control	33% (1/3)
Interpersonal Problems	0% (0/0)
Substance Use	44% (7/16)
Optimism	80% (4/5)
Community Connection	78% (7/9)
Spiritual /Religious	100% (3/3)
Recovery Involvement	0% (0/0)

**Life Domain Functioning**



**Risk Behaviors**



Item	% improvement
Physical /Medical	50% (1/2)
Family Functioning	14% (2/14)
Living Skills	0% (0/0)
Social Functioning	31% (4/13)
Residential Stability	75% (6/8)
Employm't	42% (5/12)
Medication Adherence	0% (0/0)
Cultural Stress	0% (0/1)
Danger to Self	100% (1/1)
Danger to Others	0% (0/0)
Self-Injurious Behavior	100% (1/1)
Grave Disability	0% (0/0)
Criminal Behavior	0% (0/0)
Exploitation	0% (0/1)

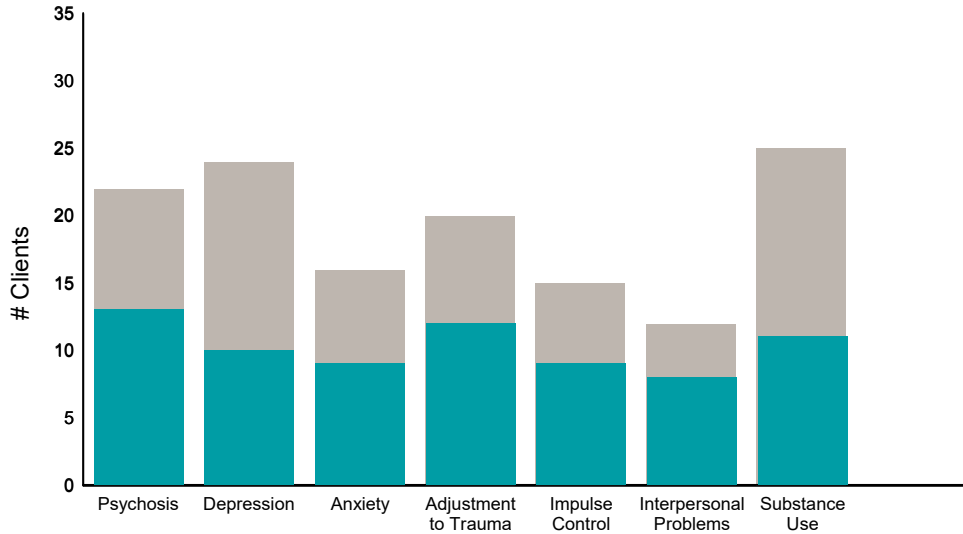
This report reflects data from 7/1/2020 - 6/30/2021

**FY20-21 Q4 Objective A.2 ANSA Outcomes Item-Level Report**  
**Hyde Adult FSP Outpatient (38BRA3)**

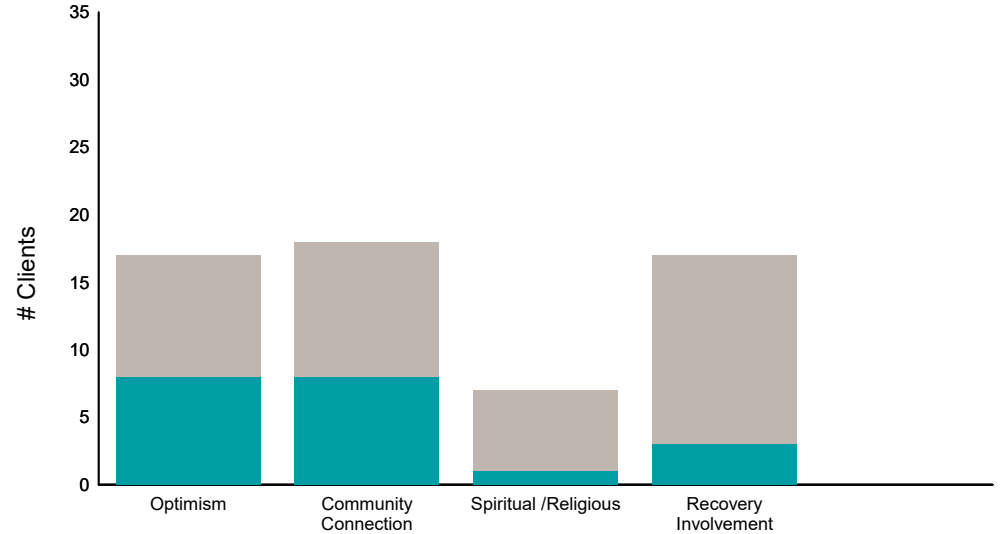
Didn't Improve
  Improved
 This report looks at current ANSAs to see how many clients improved on items rated 2 or 3 from the prior ANSA.

Num of episodes w/ min. 2 ANSAs: **33**      Average days between ANSAs: **270.3**      % clients improved on min. 30% of actionable items: **76% (= 25/33)**

**Behavioral Health Domain**

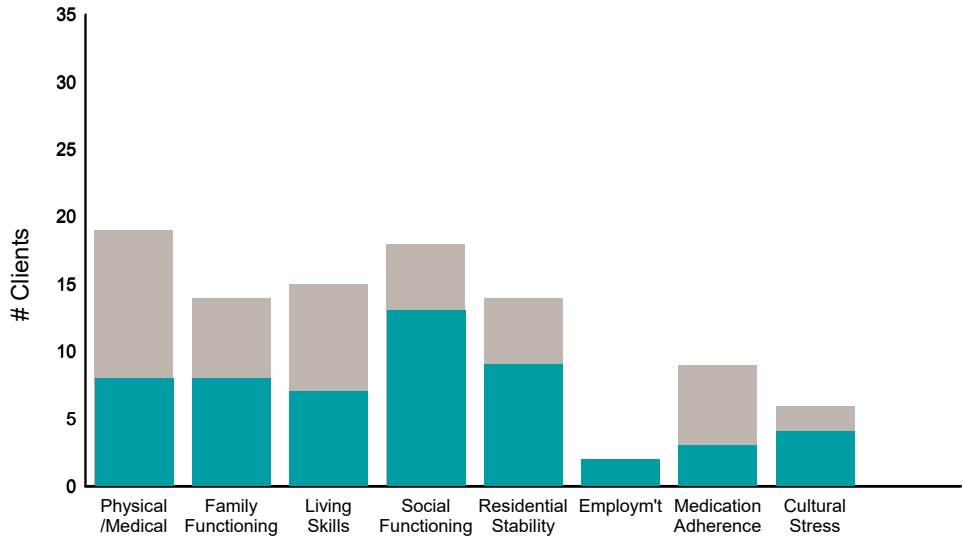


**Strengths**

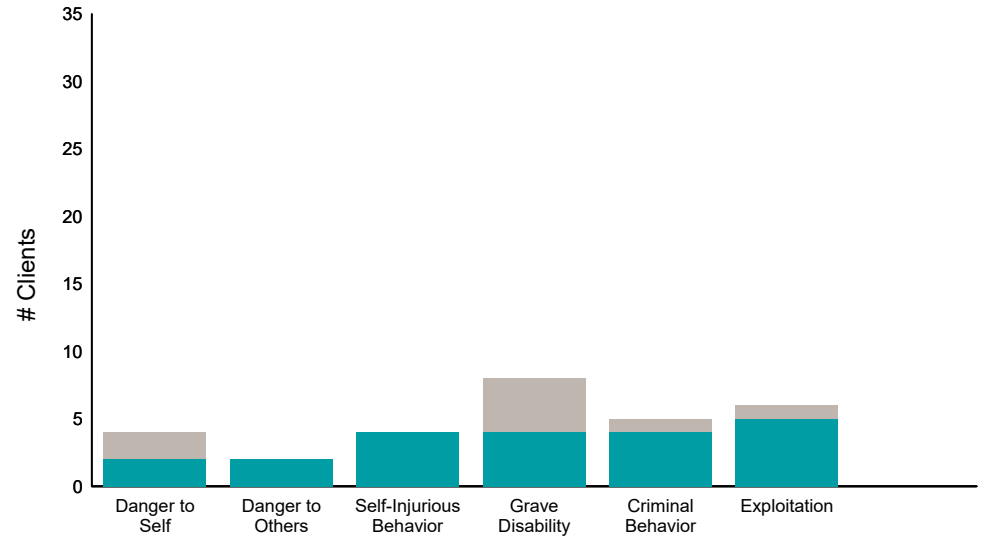


Item	% improvement
Psychosis	59% (13/22)
Depression	42% (10/24)
Anxiety	56% (9/16)
Adjustment to Trauma	60% (12/20)
Impulse Control	60% (9/15)
Interpersonal Problems	67% (8/12)
Substance Use	44% (11/25)
Optimism	47% (8/17)
Community Connection	44% (8/18)
Spiritual /Religious	14% (1/7)
Recovery Involvement	18% (3/17)

**Life Domain Functioning**



**Risk Behaviors**



Item	% improvement
Physical /Medical	42% (8/19)
Family Functioning	57% (8/14)
Living Skills	47% (7/15)
Social Functioning	72% (13/18)
Residential Stability	64% (9/14)
Employ'm't	100% (2/2)
Medication Adherence	33% (3/9)
Cultural Stress	67% (4/6)
Danger to Self	50% (2/4)
Danger to Others	100% (2/2)
Self-Injurious Behavior	100% (4/4)
Grave Disability	50% (4/8)
Criminal Behavior	80% (4/5)
Exploitation	83% (5/6)

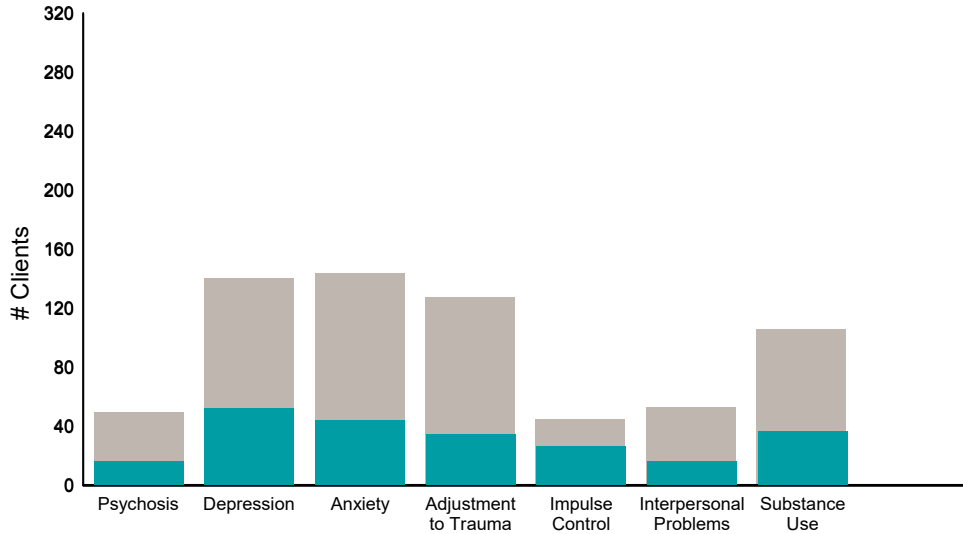
This report reflects data from 7/1/2020 - 6/30/2021

**FY20-21 Q4 Objective A.2 ANSA Outcomes Item-Level Report**  
**Hyde St Community Services Inc. (38BR3)**

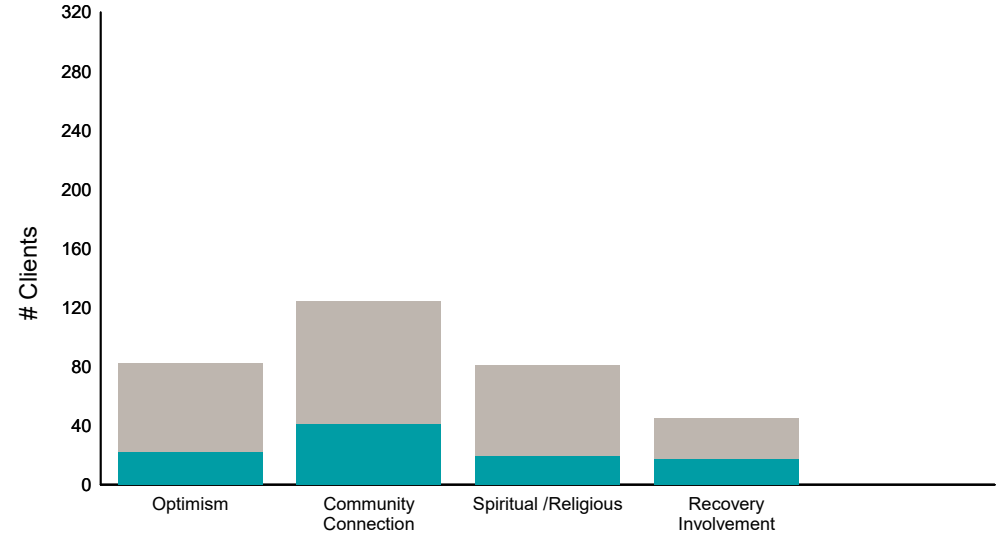
Didn't Improve
  Improved
 This report looks at current ANSAs to see how many clients improved on items rated 2 or 3 from the prior ANSA.

Num of episodes w/ min. 2 ANSAs: 298      Average days between ANSAs: 324.1      % clients improved on min. 30% of actionable items: **54% (= 131/244)**

**Behavioral Health Domain**

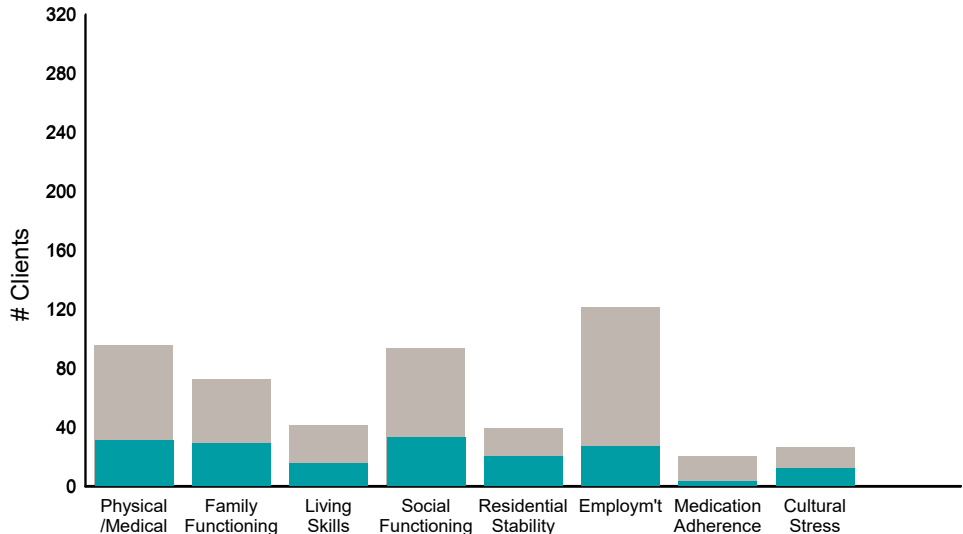


**Strengths**

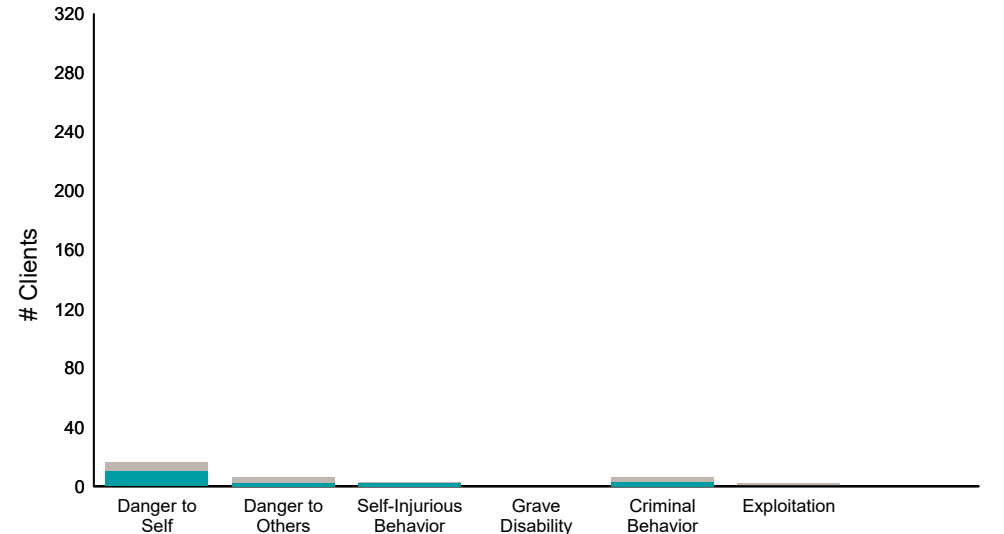


Item	% improvement
Psychosis	32%
Depression	37%
Anxiety	31%
Adjustment to Trauma	27%
Impulse Control	58%
Interpersonal Problems	30%
Substance Use	34%
Optimism	27%
Community Connection	33%
Spiritual /Religious	23%
Recovery Involvement	38%

**Life Domain Functioning**



**Risk Behaviors**



Item	% improvement
Physical /Medical	32%
Family Functioning	40%
Living Skills	36%
Social Functioning	35%
Residential Stability	50%
Employ'm't	22%
Medication Adherence	14%
Cultural Stress	44%
Danger to Self	63%
Danger to Others	33%
Self-Injurious Behavior	67%
Grave Disability	0%
Criminal Behavior	50%
Exploitation	0%

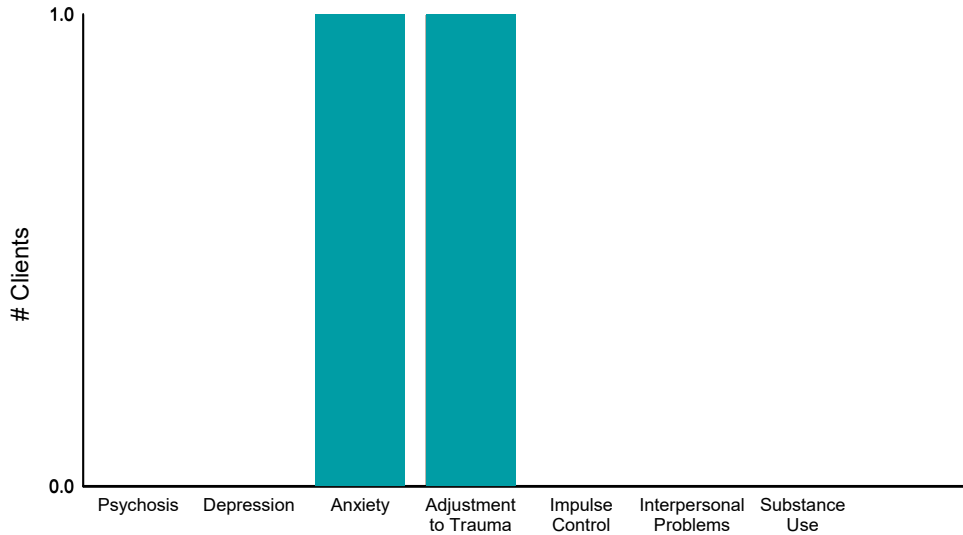
This report reflects data from 7/1/2020 - 6/30/2021

FY20-21 Q4 Objective A.2 ANSA Outcomes Item-Level Report  
**IFR TAY Engagement & TR Latino 38LA3**

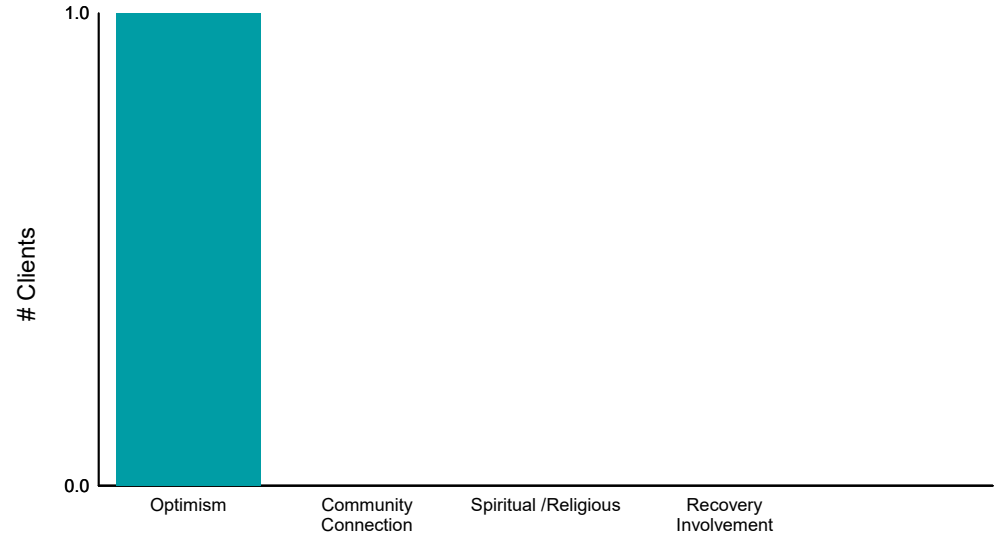
Didn't Improve
  Improved
 This report looks at current ANSAs to see how many clients improved on items rated 2 or 3 from the prior ANSA.

Num of episodes w/ min. 2 ANSAs: **1**      Average days between ANSAs: **333.0**      % clients improved on min. 30% of actionable items: **100% (= 1/1)**

**Behavioral Health Domain**

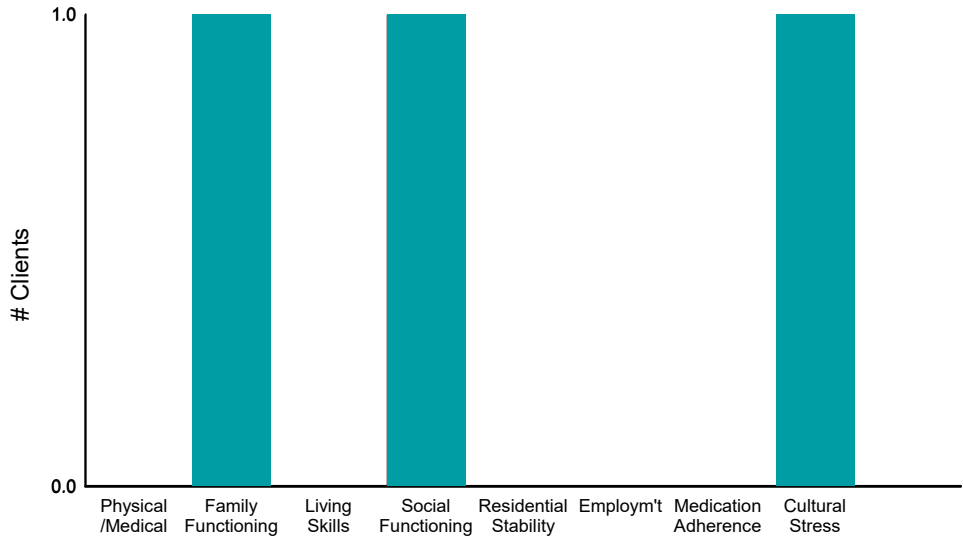


**Strengths**



0%	0%	100%	100%	0%	0%	0%	<b>% improvement</b>	100%	0%	0%	0%
0/0	0/0	1/1	1/1	0/0	0/0	0/0		1/1	0/0	0/0	0/0

**Life Domain Functioning**



**Risk Behaviors**



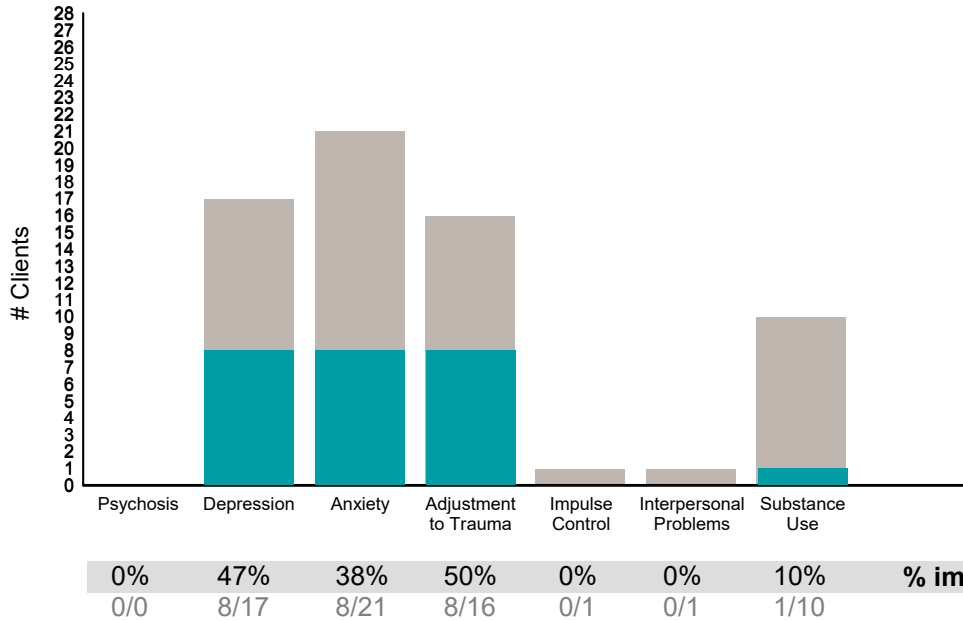
0%	100%	0%	100%	0%	0%	0%	<b>% improvement</b>	0%	0%	0%	0%	0%	0%
0/0	1/1	0/0	1/1	0/0	0/0	0/0		0/0	0/0	0/0	0/0	0/0	0/0

**FY20-21 Q4 Objective A.2 ANSA Outcomes Item-Level Report**  
**Infant Parent Prg (38C84)**

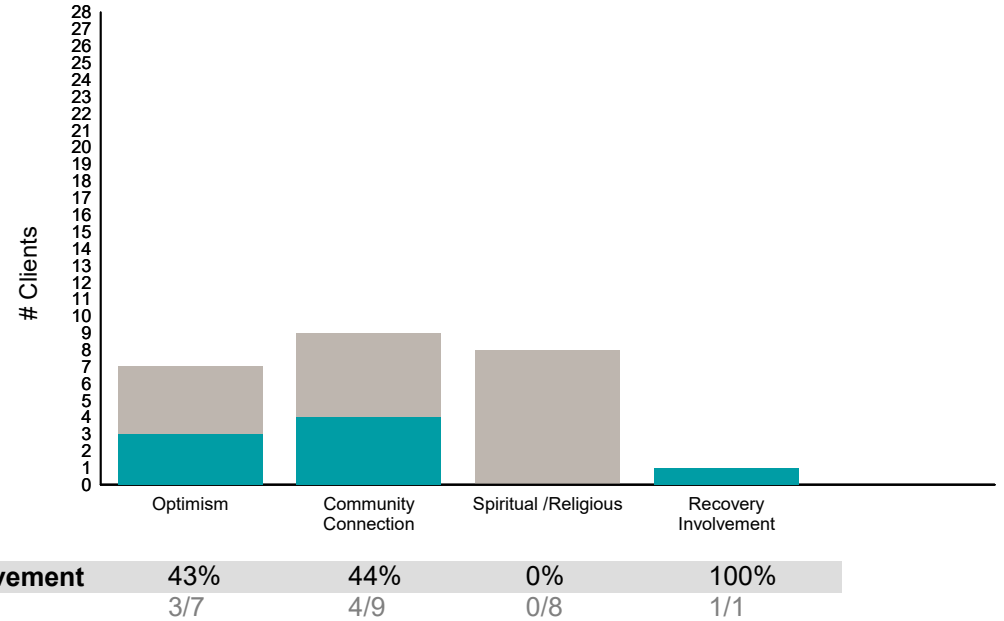
Didn't Improve
  Improved
 This report looks at current ANSAs to see how many clients improved on items rated 2 or 3 from the prior ANSA.

Num of episodes w/ min. 2 ANSAs: 26      Average days between ANSAs: 144.8      % clients improved on min. 30% of actionable items: **54% (= 14/26)**

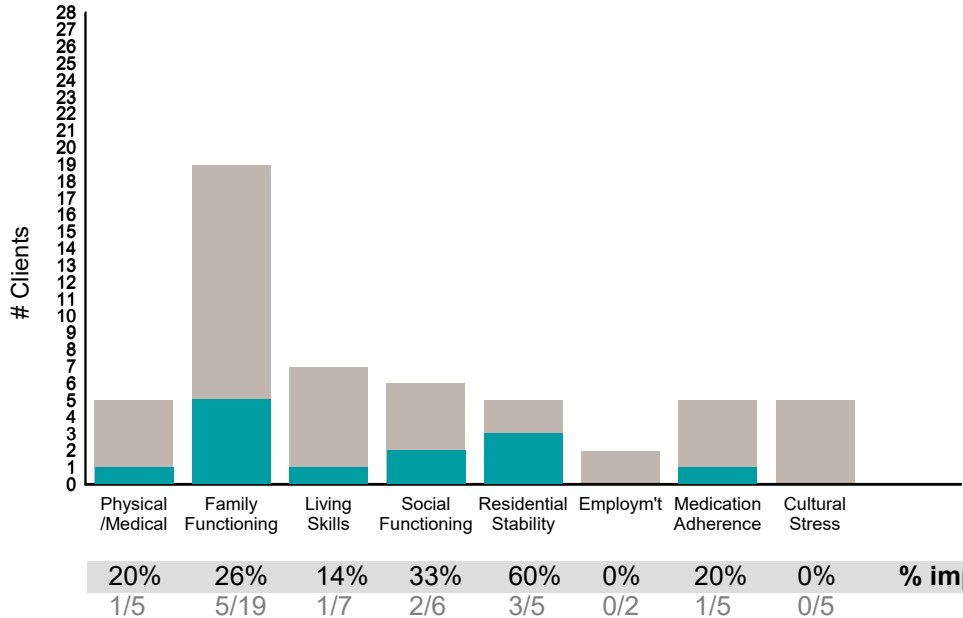
**Behavioral Health Domain**



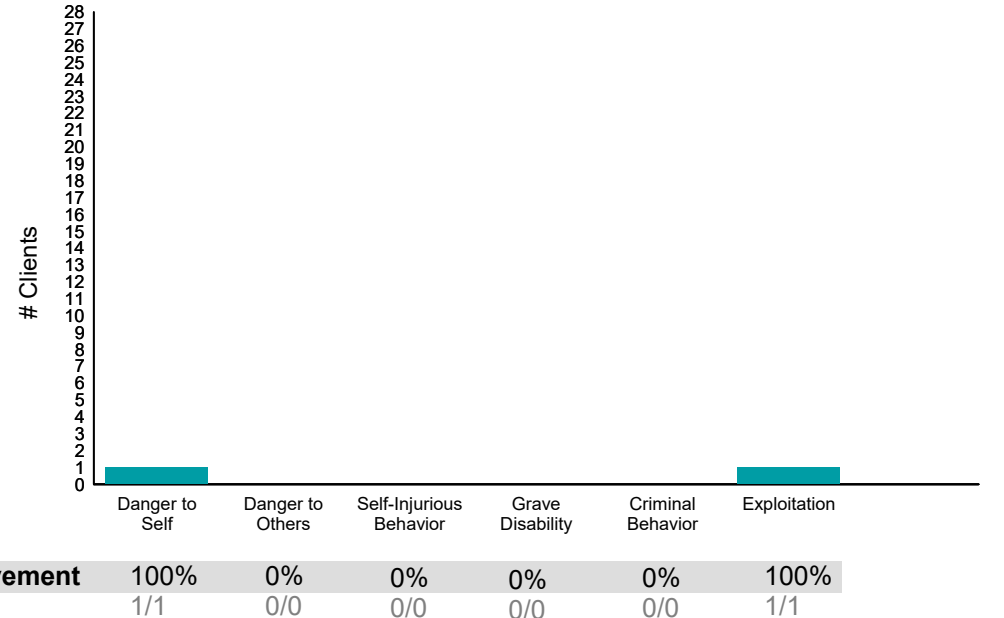
**Strengths**



**Life Domain Functioning**



**Risk Behaviors**

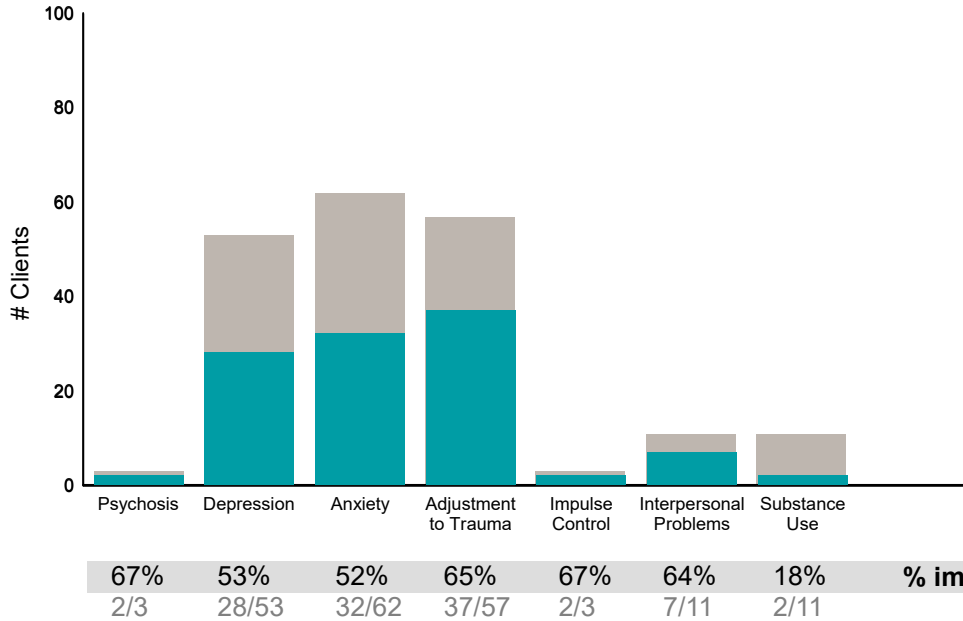


This report reflects data from 7/1/2020 - 6/30/2021

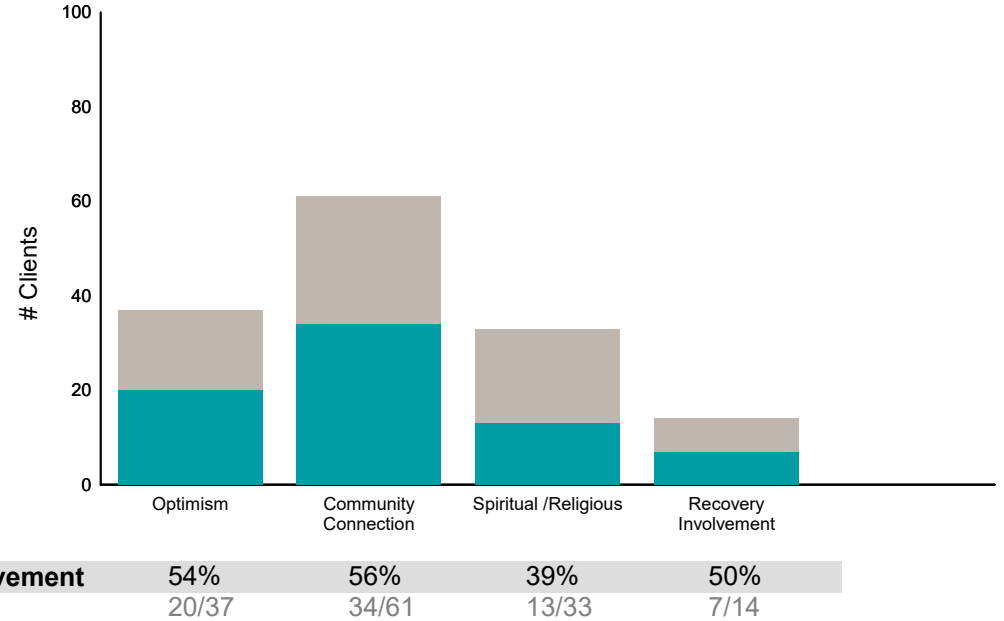
Didn't Improve
  Improved
 This report looks at current ANSAs to see how many clients improved on items rated 2 or 3 from the prior ANSA.

Num of episodes w/ min. 2 ANSAs: 97      Average days between ANSAs: 239.0      % clients improved on min. 30% of actionable items: **69% (= 59/86)**

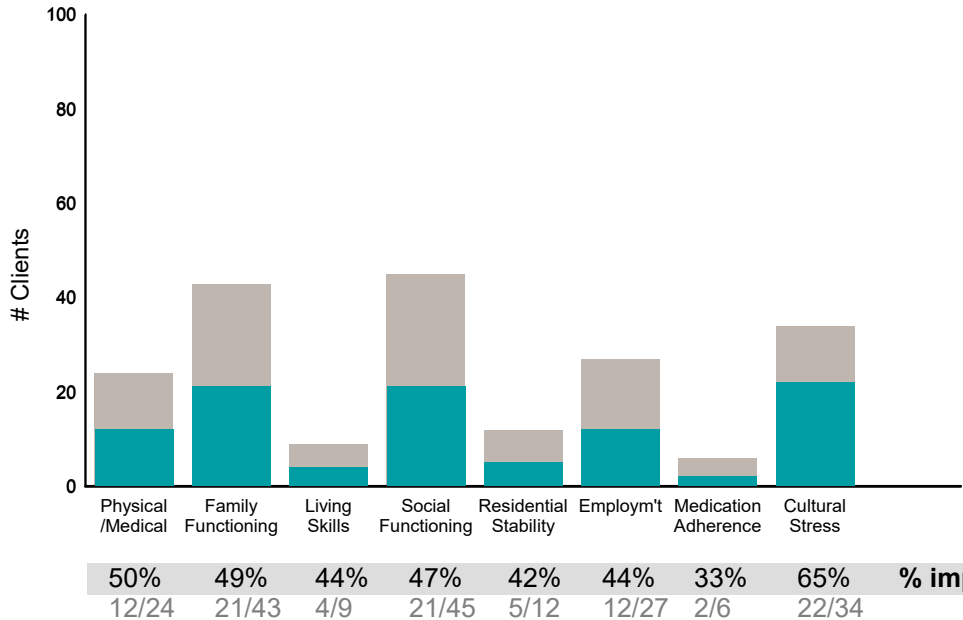
**Behavioral Health Domain**



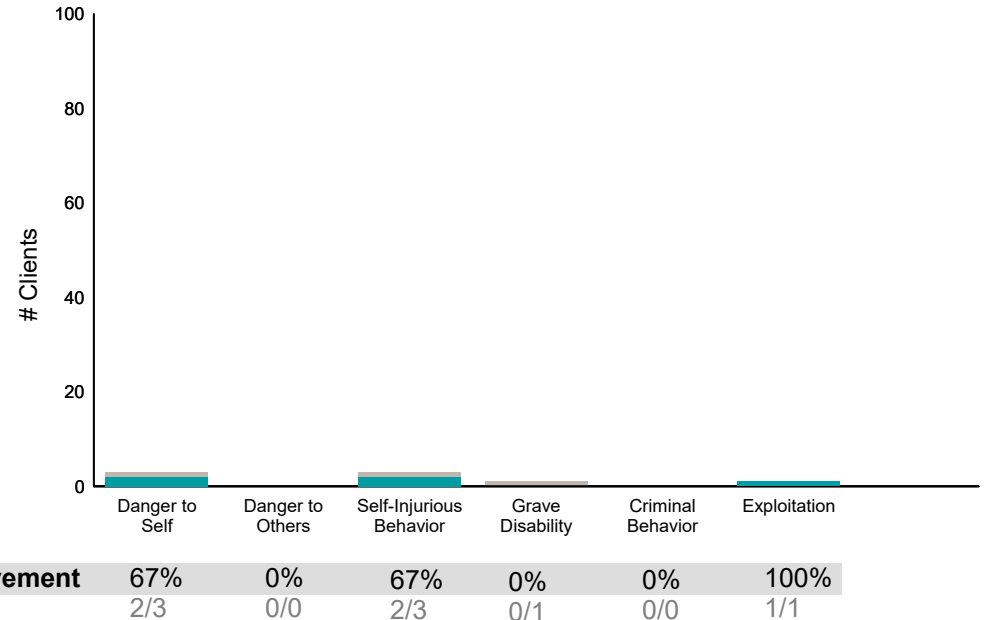
**Strengths**



**Life Domain Functioning**



**Risk Behaviors**

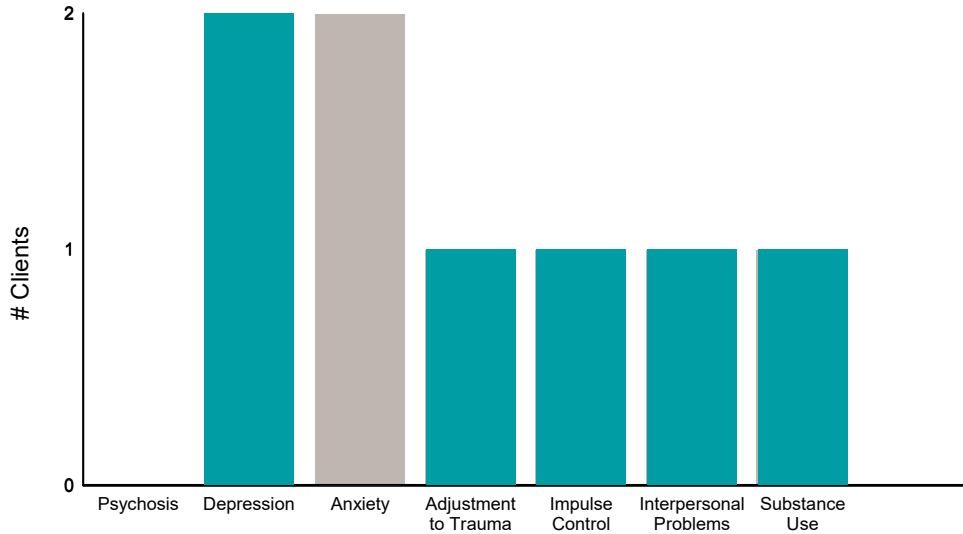


**FY20-21 Q4 Objective A.2 ANSA Outcomes Item-Level Report**  
**Instituto Fam EPSDT (38185)**

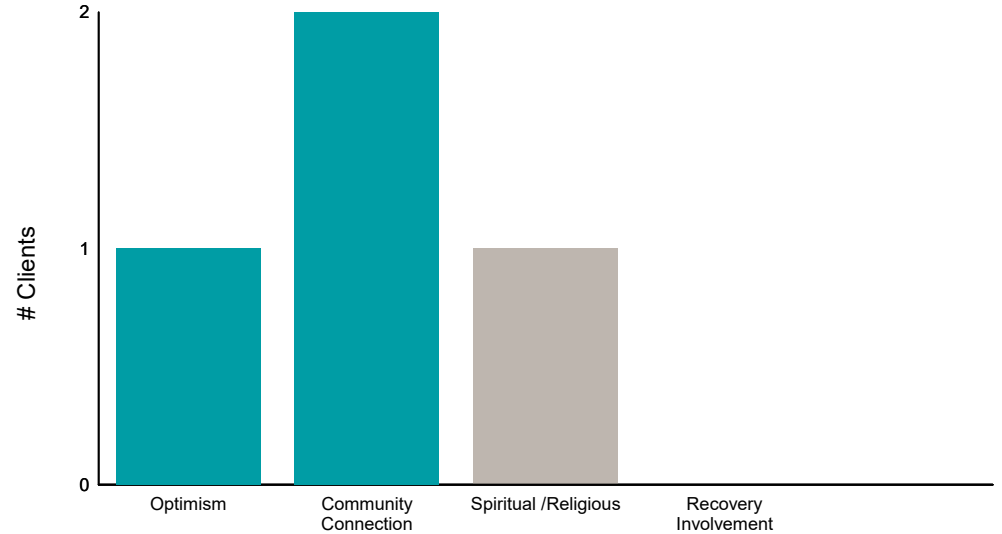
Didn't Improve
  Improved
 This report looks at current ANSAs to see how many clients improved on items rated 2 or 3 from the prior ANSA.

Num of episodes w/ min. 2 ANSAs: **2**      Average days between ANSAs: **131.0**      % clients improved on min. 30% of actionable items: **100% (= 2/2)**

**Behavioral Health Domain**

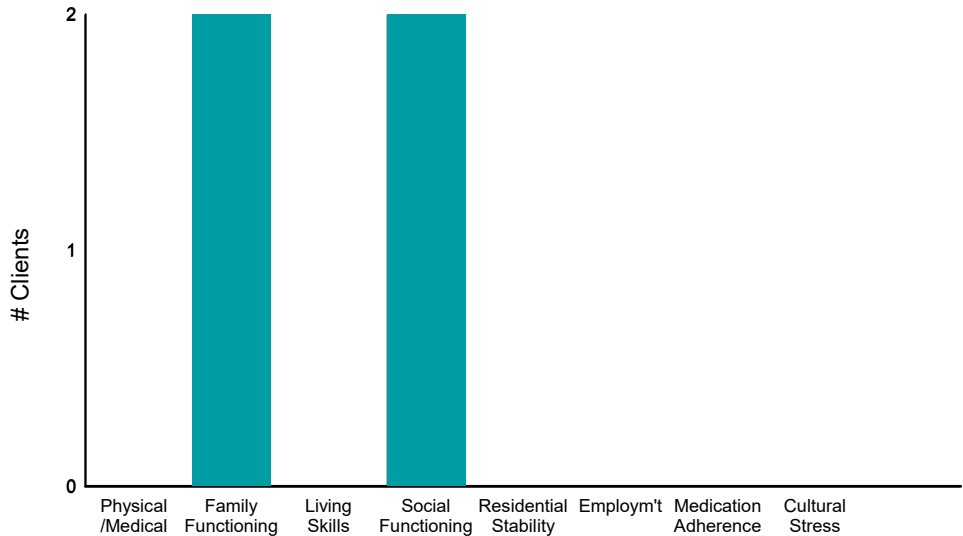


**Strengths**



0%	100%	0%	100%	100%	100%	100%	<b>% improvement</b>	100%	100%	0%	0%
0/0	2/2	0/2	1/1	1/1	1/1	1/1		1/1	2/2	0/1	0/0

**Life Domain Functioning**



**Risk Behaviors**



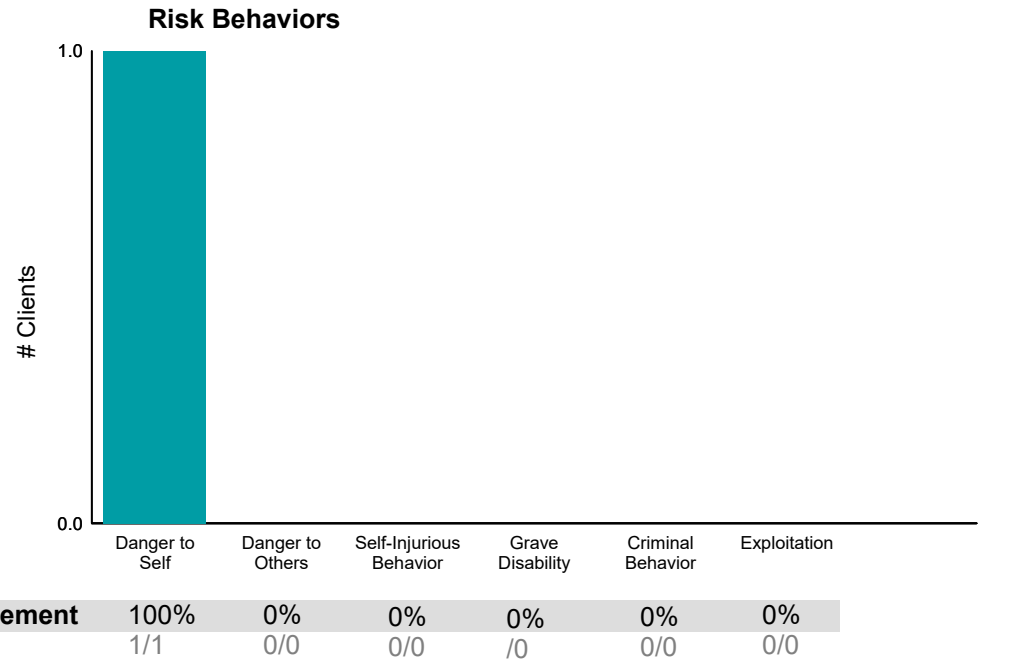
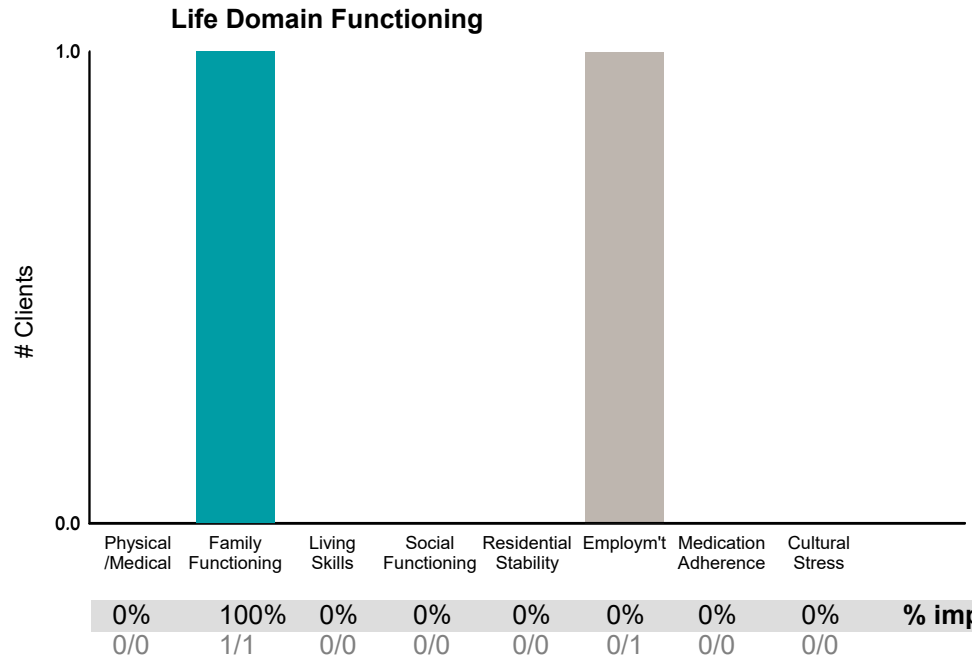
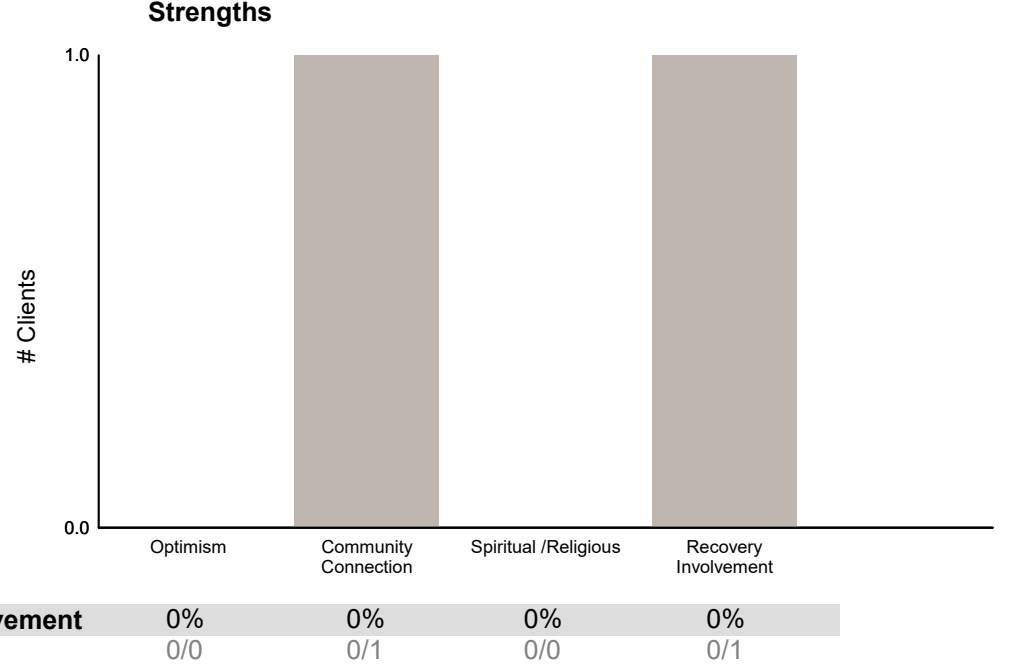
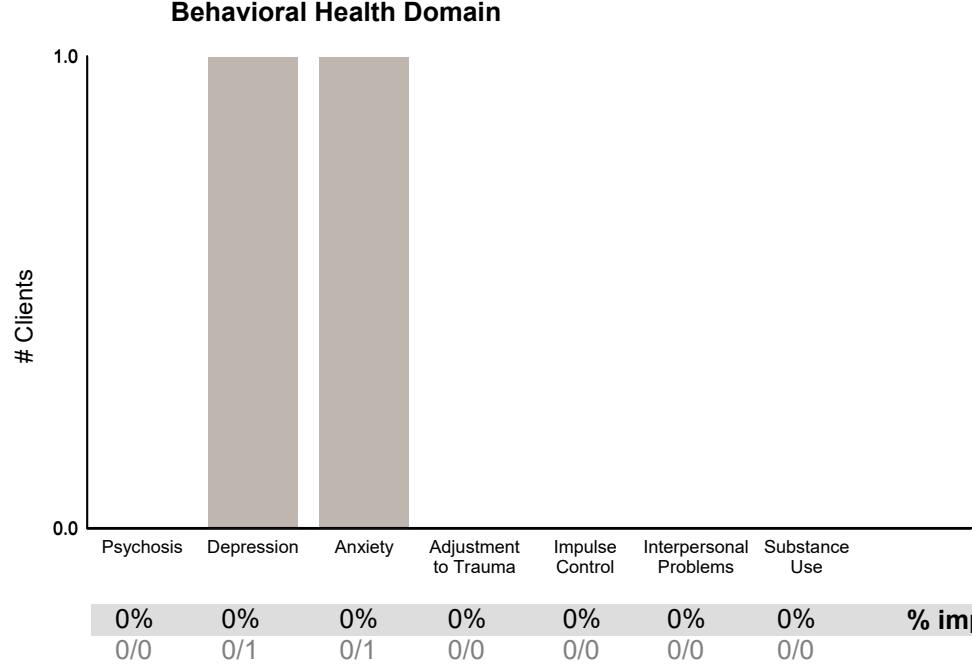
0%	100%	0%	100%	0%	0%	0%	0%	<b>% improvement</b>	0%	0%	0%	0%	0%	0%
0/0	2/2	0/0	2/2	0/0	0/0	0/0	0/0		0/0	0/0	0/0	0/0	0/0	0/0

This report reflects data from 7/1/2020 - 6/30/2021

**FY20-21 Q4 Objective A.2 ANSA Outcomes Item-Level Report**  
**Jewish Family Child Scott Adult (38AEM1)**

Didn't Improve
  Improved
 This report looks at current ANSAs to see how many clients improved on items rated 2 or 3 from the prior ANSA.

Num of episodes w/ min. 2 ANSAs: **1**      Average days between ANSAs: **847.0**      % clients improved on min. 30% of actionable items: **0%**



This report reflects data from 7/1/2020 - 6/30/2021



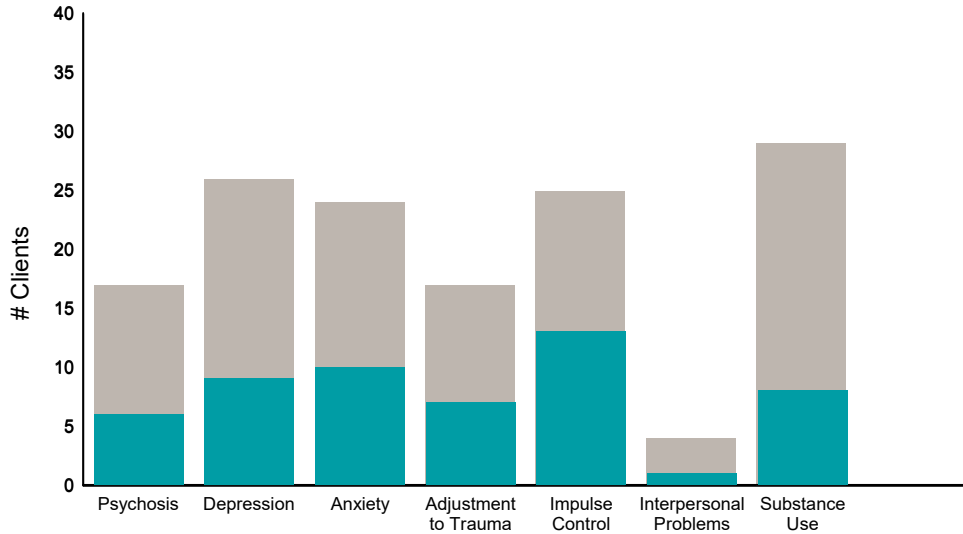


**FY20-21 Q4 Objective A.2 ANSA Outcomes Item-Level Report**  
**La Amistad Residential Adult & Day Treatment (38091, 38092)**

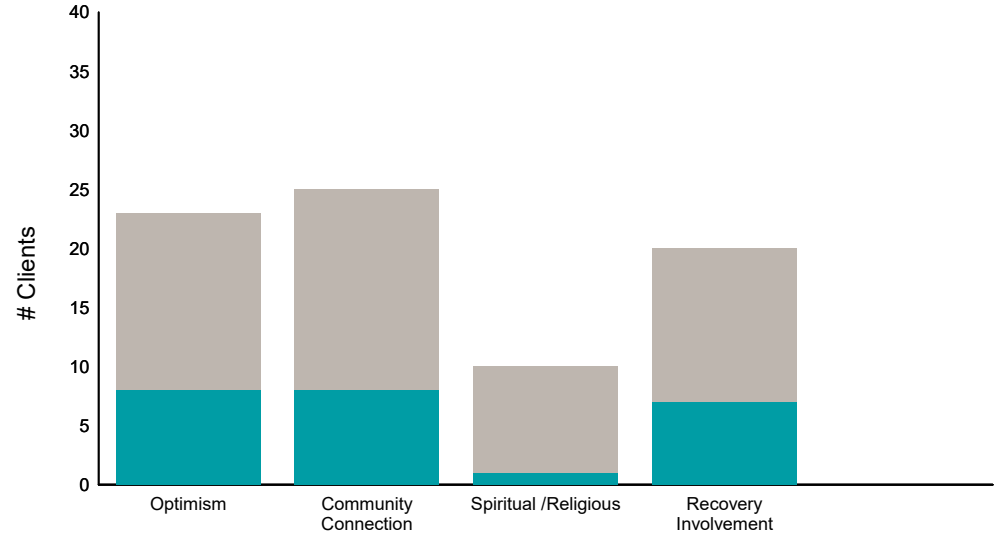
Didn't Improve
  Improved
 This report looks at current ANSAs to see how many clients improved on items rated 2 or 3 from the prior ANSA.

Num of episodes w/ min. 2 ANSAs: 36      Average days between ANSAs: 106.3      % clients improved on min. 30% of actionable items: **50% (= 18/36)**

**Behavioral Health Domain**

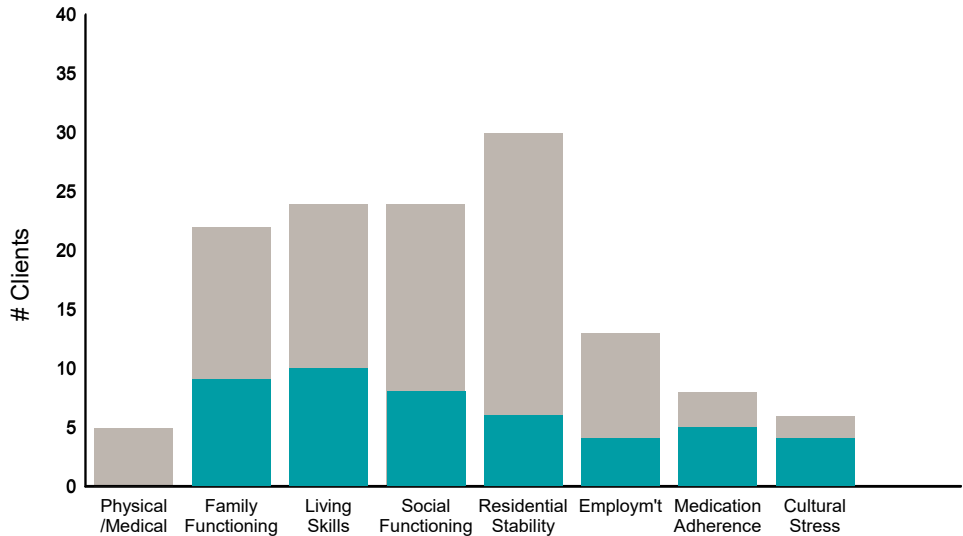


**Strengths**

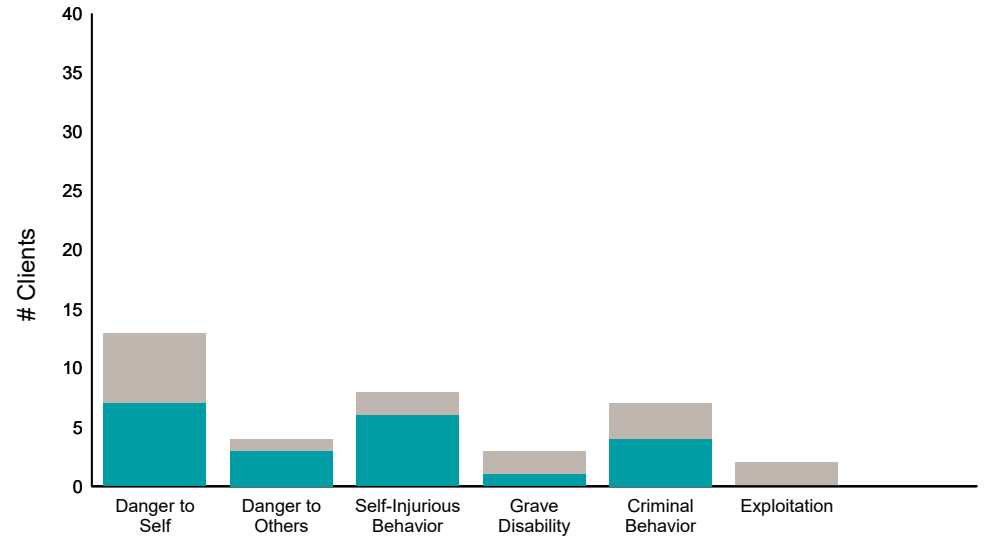


Item	% improvement
Psychosis	35% (6/17)
Depression	35% (9/26)
Anxiety	42% (10/24)
Adjustment to Trauma	41% (7/17)
Impulse Control	52% (13/25)
Interpersonal Problems	25% (1/4)
Substance Use	28% (8/29)
Optimism	35% (8/23)
Community Connection	32% (8/25)
Spiritual /Religious	10% (1/10)
Recovery Involvement	35% (7/20)

**Life Domain Functioning**



**Risk Behaviors**



Item	% improvement
Physical /Medical	0% (0/5)
Family Functioning	41% (9/22)
Living Skills	42% (10/24)
Social Functioning	33% (8/24)
Residential Stability	20% (6/30)
Employ'm't	31% (4/13)
Medication Adherence	63% (5/8)
Cultural Stress	67% (4/6)
Danger to Self	54% (7/13)
Danger to Others	75% (3/4)
Self-Injurious Behavior	75% (6/8)
Grave Disability	33% (1/3)
Criminal Behavior	57% (4/7)
Exploitation	0% (0/2)

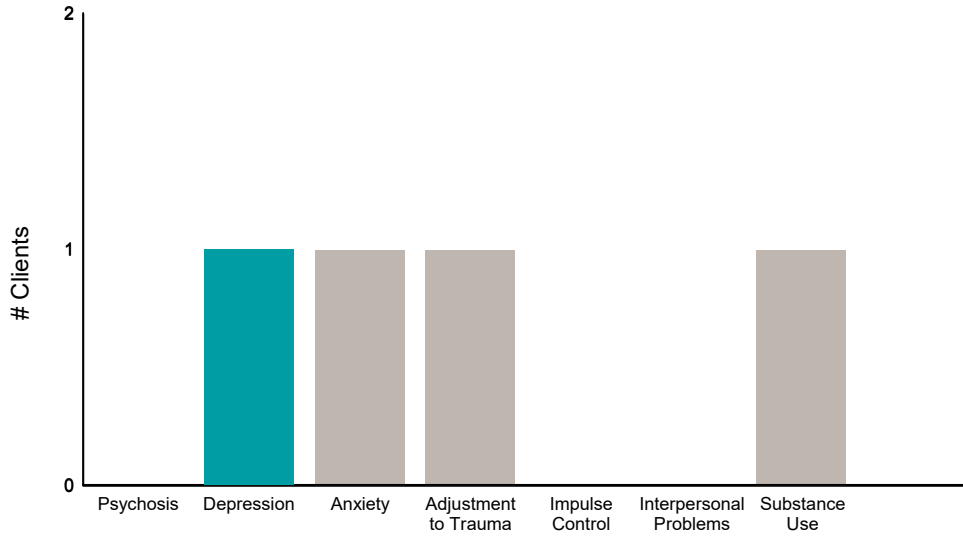
This report reflects data from 7/1/2020 - 6/30/2021

**FY20-21 Q4 Objective A.2 ANSA Outcomes Item-Level Report**  
**LHH Dept of Psychiatry (38KJOP)**

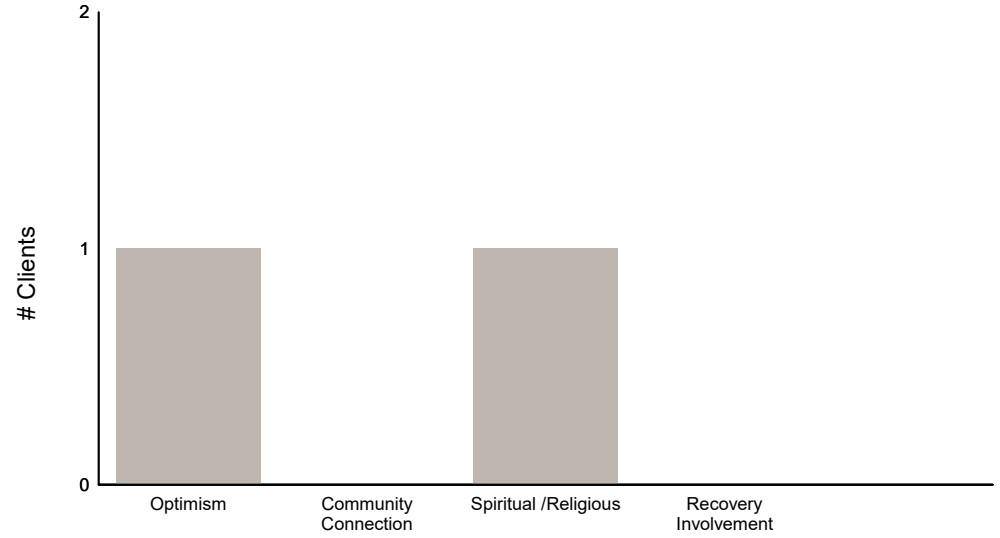
Didn't Improve
  Improved
 This report looks at current ANSAs to see how many clients improved on items rated 2 or 3 from the prior ANSA.

Num of episodes w/ min. 2 ANSAs: **2**      Average days between ANSAs: **730.0**      % clients improved on min. 30% of actionable items: **50% (= 1/2)**

**Behavioral Health Domain**

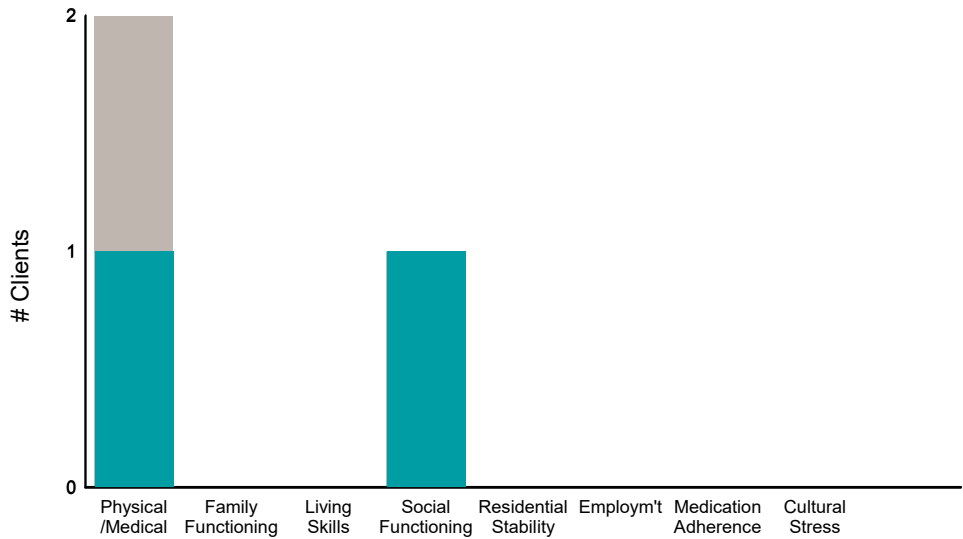


**Strengths**



Behavioral Health Domain							Strengths			
0%	100%	0%	0%	0%	0%	0%	0%	0%	0%	0%
0/0	1/1	0/1	0/1	0/0	0/0	0/1	0/1	0/0	1/1	0/0

**Life Domain Functioning**



**Risk Behaviors**



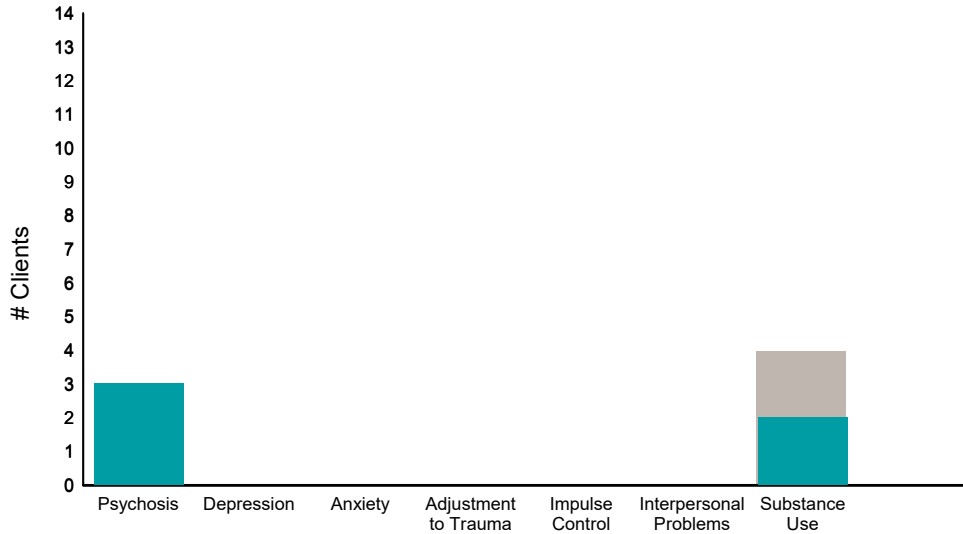
Life Domain Functioning								Risk Behaviors						
50%	0%	0%	100%	0%	0%	0%	0%	0%	0%	0%	0%	0%	0%	0%
1/2	0/0	0/0	1/1	0/0	0/0	0/0	0/0	0/0	0/0	0/0	0/0	0/0	0/0	0/0

**FY20-21 Q4 Objective A.2 ANSA Outcomes Item-Level Report**  
**Mission IMD Alternatives (38047)**

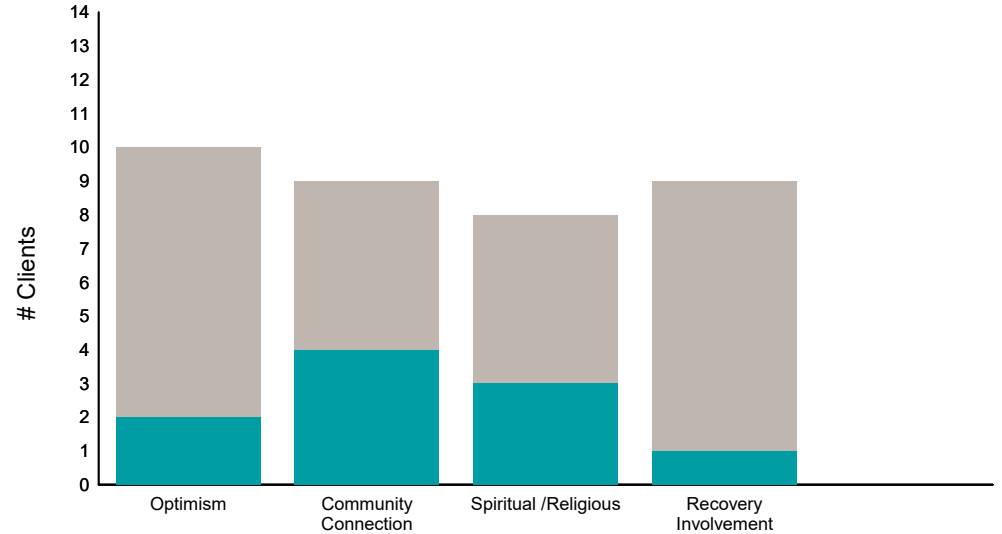
Didn't Improve
  Improved
 This report looks at current ANSAs to see how many clients improved on items rated 2 or 3 from the prior ANSA.

Num of episodes w/ min. 2 ANSAs: 14      Average days between ANSAs: 326.1      % clients improved on min. 30% of actionable items: **55% (= 6/11)**

**Behavioral Health Domain**

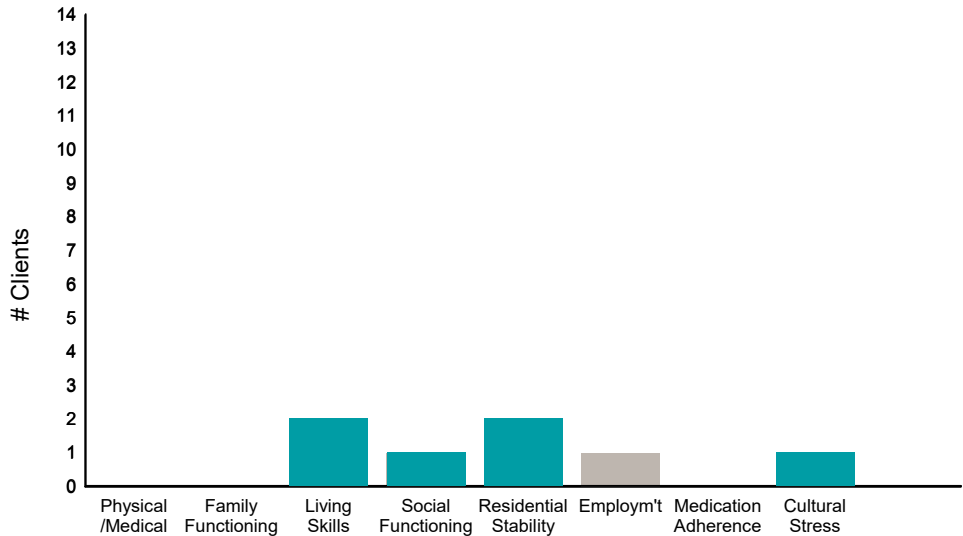


**Strengths**

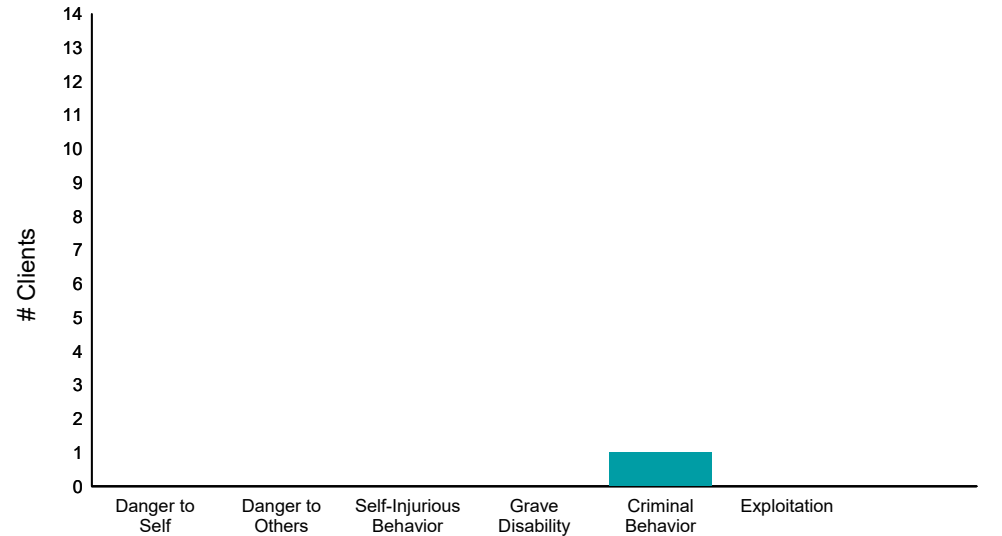


Item	% improvement
Psychosis	100% (3/3)
Depression	0% (0/0)
Anxiety	0% (0/0)
Adjustment to Trauma	0% (0/0)
Impulse Control	0% (0/0)
Interpersonal Problems	0% (0/0)
Substance Use	50% (2/4)
Optimism	20% (2/10)
Community Connection	44% (4/9)
Spiritual /Religious	38% (3/8)
Recovery Involvement	11% (1/9)

**Life Domain Functioning**



**Risk Behaviors**



Item	% improvement
Physical /Medical	0% (0/0)
Family Functioning	0% (0/0)
Living Skills	100% (2/2)
Social Functioning	100% (1/1)
Residential Stability	100% (2/2)
Employ'm't	0% (1/1)
Medication Adherence	0% (0/0)
Cultural Stress	100% (1/1)
Danger to Self	0% (0/0)
Danger to Others	0% (0/0)
Self-Injurious Behavior	0% (0/0)
Grave Disability	0% (0/0)
Criminal Behavior	100% (1/1)
Exploitation	0% (0/0)

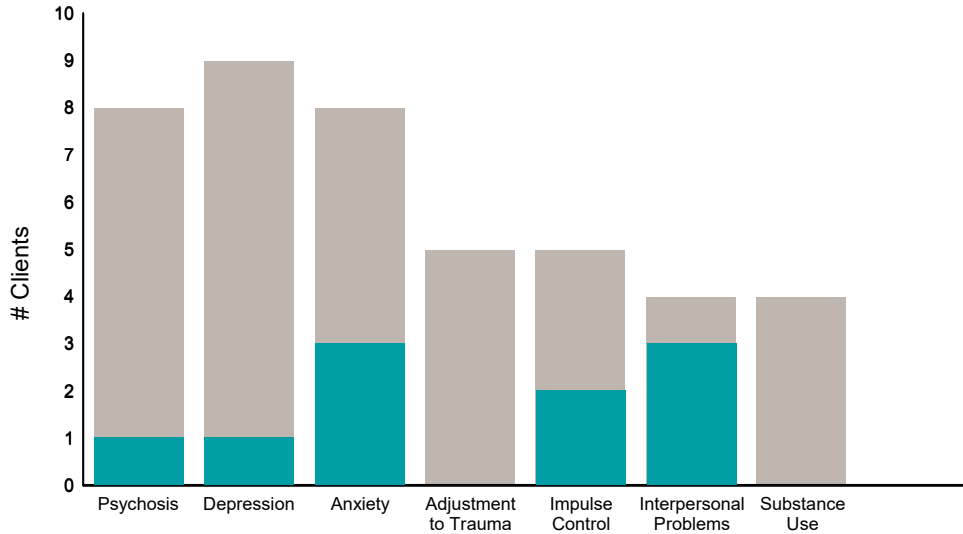
This report reflects data from 7/1/2020 - 6/30/2021

**FY20-21 Q4 Objective A.2 ANSA Outcomes Item-Level Report**  
**MISSION MH MISSION ACT (3804SP)**

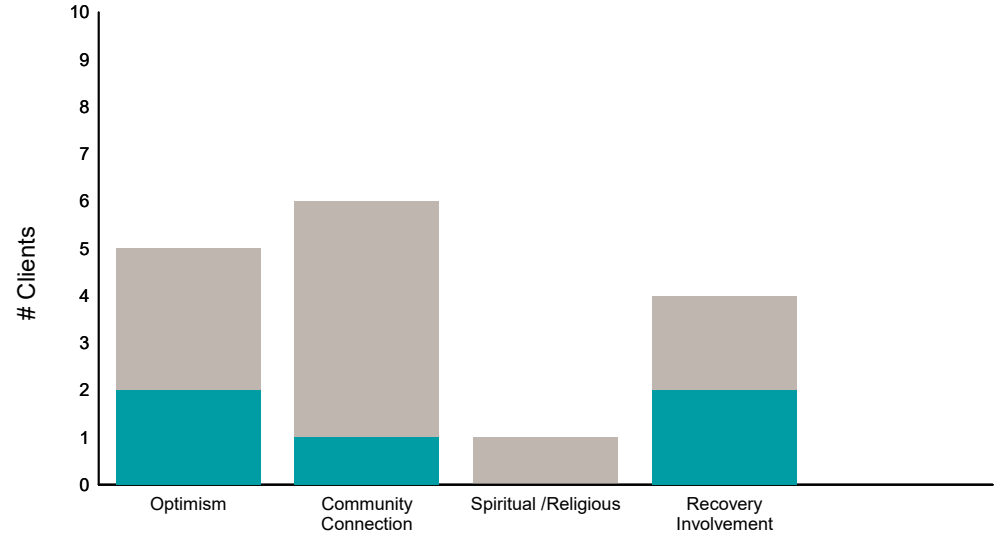
Didn't Improve
  Improved
 This report looks at current ANSAs to see how many clients improved on items rated 2 or 3 from the prior ANSA.

Num of episodes w/ min. 2 ANSAs: 10      Average days between ANSAs: 393.0      % clients improved on min. 30% of actionable items: **50% (= 5/10)**

**Behavioral Health Domain**

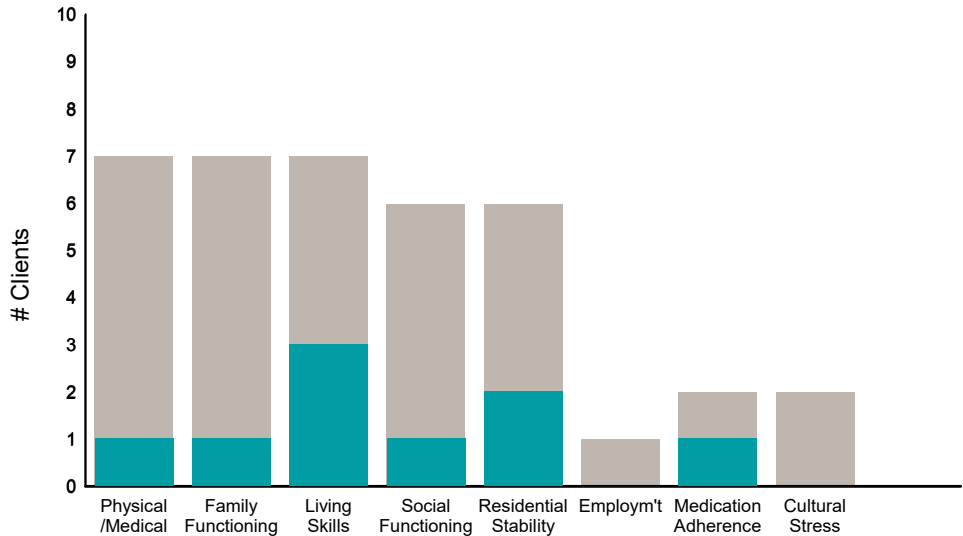


**Strengths**

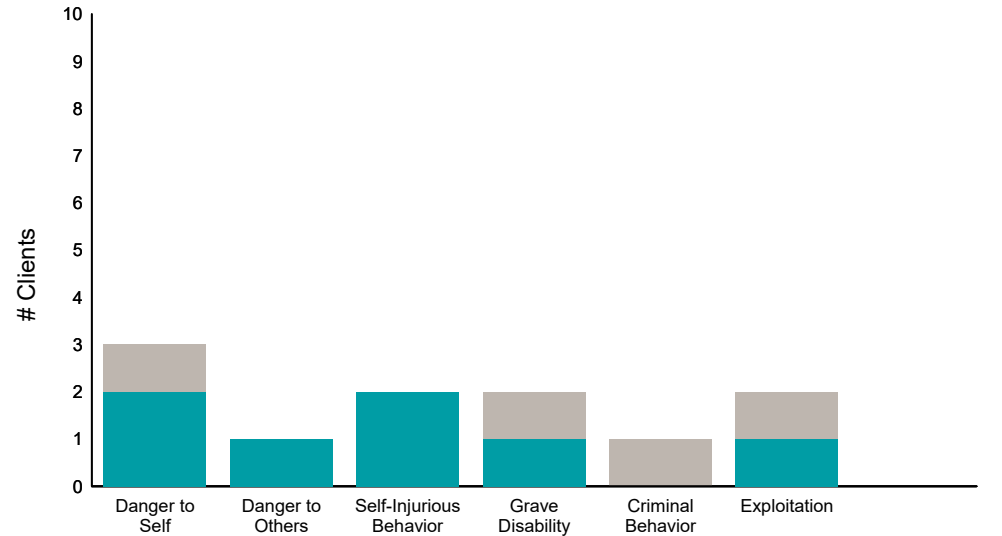


Behavioral Health Domain							Strengths				
13%	11%	38%	0%	40%	75%	0%	% improvement	40%	17%	0%	50%
1/8	1/9	3/8	0/5	2/5	3/4	0/4		2/5	1/6	0/1	2/4

**Life Domain Functioning**



**Risk Behaviors**



Life Domain Functioning								Risk Behaviors						
14%	14%	43%	17%	33%	0%	50%	0%	% improvement	67%	100%	100%	50%	0%	50%
1/7	1/7	3/7	1/6	2/6	0/1	1/2	0/2		2/3	1/1	2/2	1/2	0/1	1/2

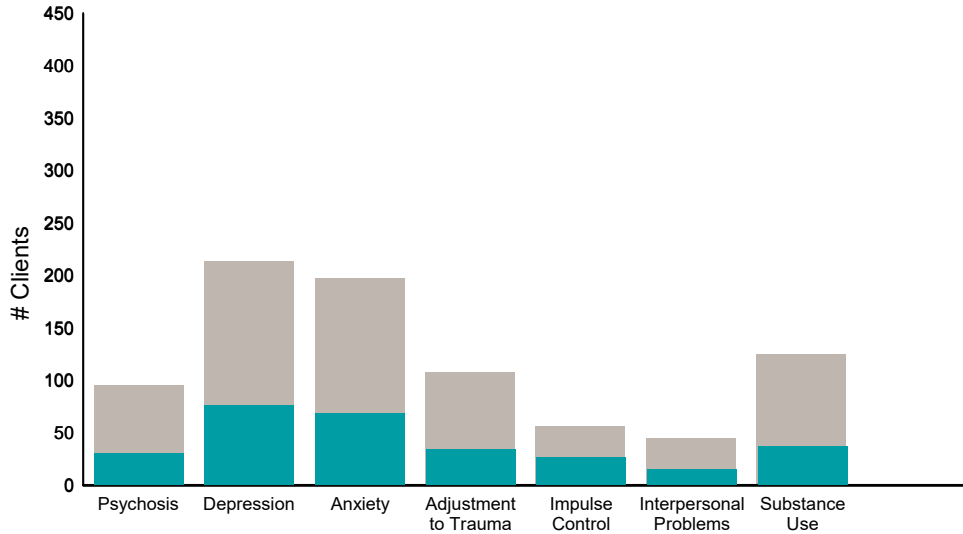
This report reflects data from 7/1/2020 - 6/30/2021

**FY20-21 Q4 Objective A.2 ANSA Outcomes Item-Level Report**  
**Mission MH Team 1 (38043)**

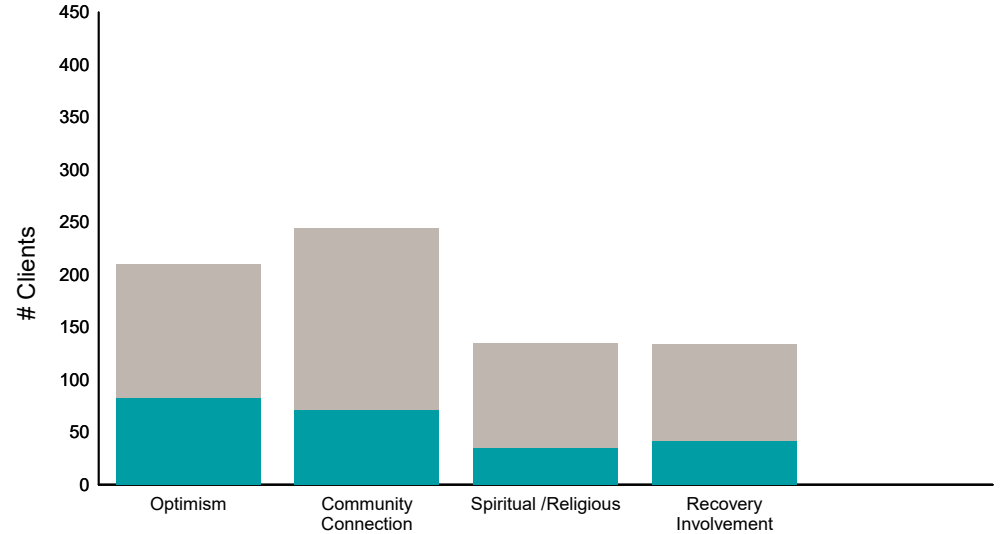
Didn't Improve
  Improved
 This report looks at current ANSAs to see how many clients improved on items rated 2 or 3 from the prior ANSA.

Num of episodes w/ min. 2 ANSAs: 413      Average days between ANSAs: 377.6      % clients improved on min. 30% of actionable items: **57% (= 199/351)**

**Behavioral Health Domain**

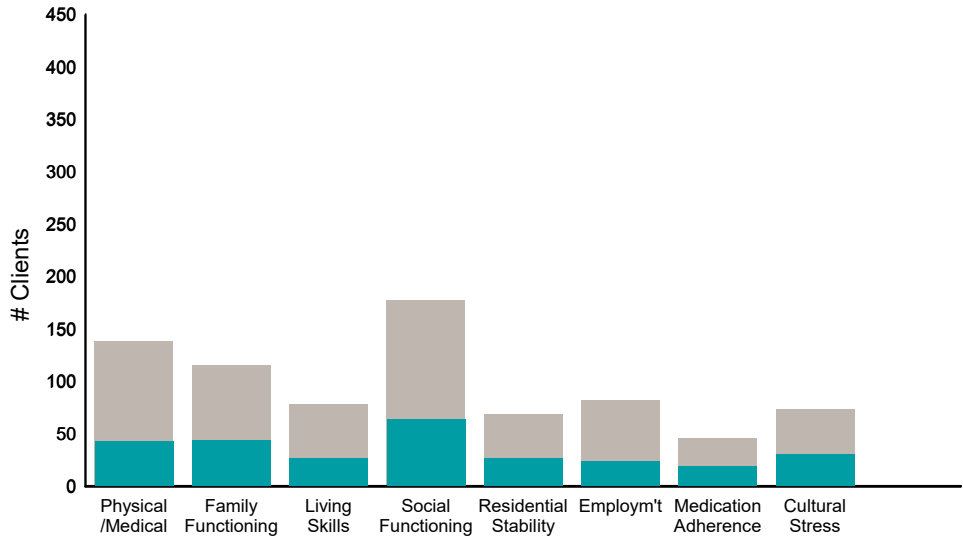


**Strengths**

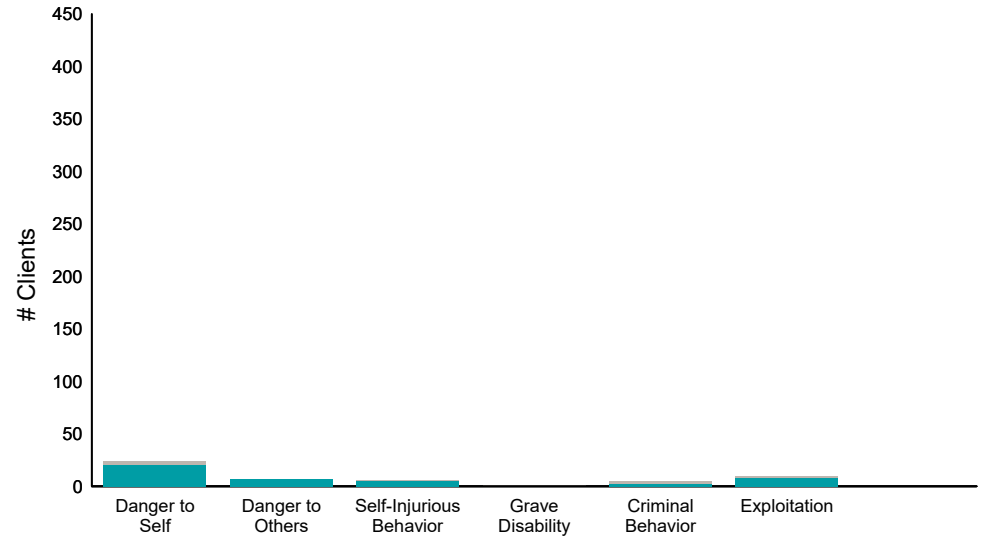


Item	% improvement	Item	% improvement
Psychosis	31%	Optimism	39%
Depression	36%	Community Connection	29%
Anxiety	34%	Spiritual /Religious	26%
Adjustment to Trauma	31%	Recovery Involvement	31%
Impulse Control	46%		
Interpersonal Problems	33%		
Substance Use	30%		

**Life Domain Functioning**



**Risk Behaviors**



Item	% improvement	Item	% improvement
Physical /Medical	30%	Danger to Self	83%
Family Functioning	37%	Danger to Others	100%
Living Skills	33%	Self-Injurious Behavior	83%
Social Functioning	35%	Grave Disability	0%
Residential Stability	38%	Criminal Behavior	40%
Employ'm't	28%	Exploitation	80%
Medication Adherence	41%		
Cultural Stress	41%		

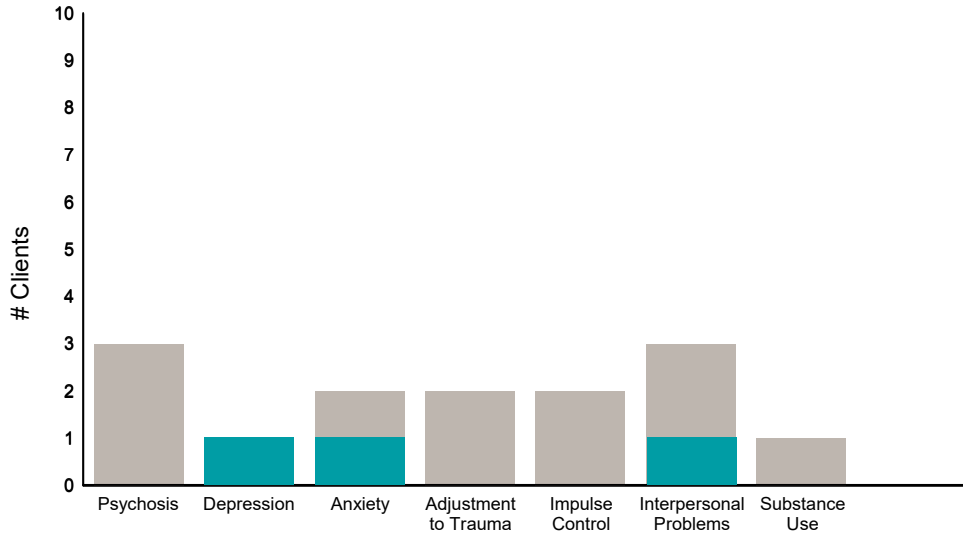
This report reflects data from 7/1/2020 - 6/30/2021

**FY20-21 Q4 Objective A.2 ANSA Outcomes Item-Level Report  
Odyssey House Outpatient (3840OP)**

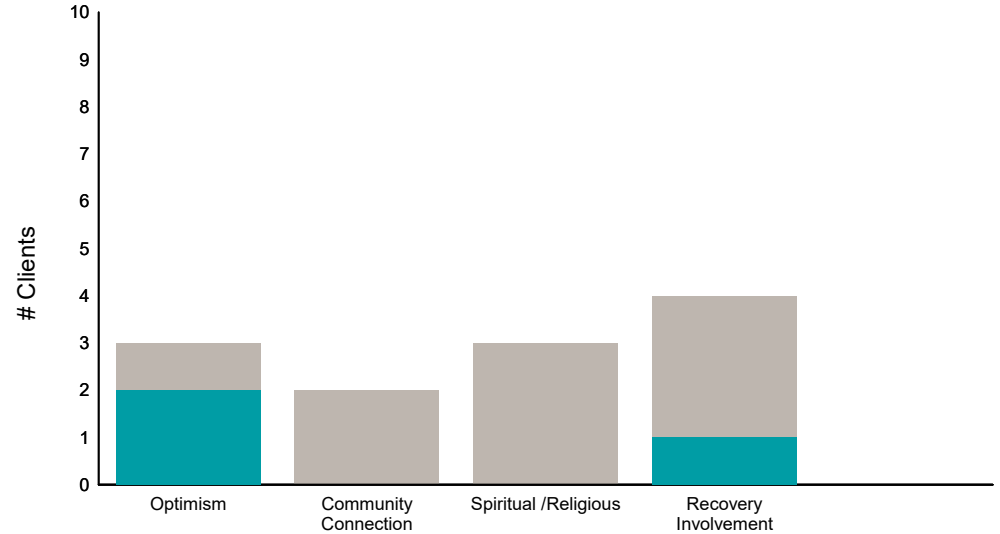
Didn't Improve
  Improved
 This report looks at current ANSAs to see how many clients improved on items rated 2 or 3 from the prior ANSA.

Num of episodes w/ min. 2 ANSAs: 10      Average days between ANSAs: 369.4      % clients improved on min. 30% of actionable items: **44% (= 4/9)**

**Behavioral Health Domain**

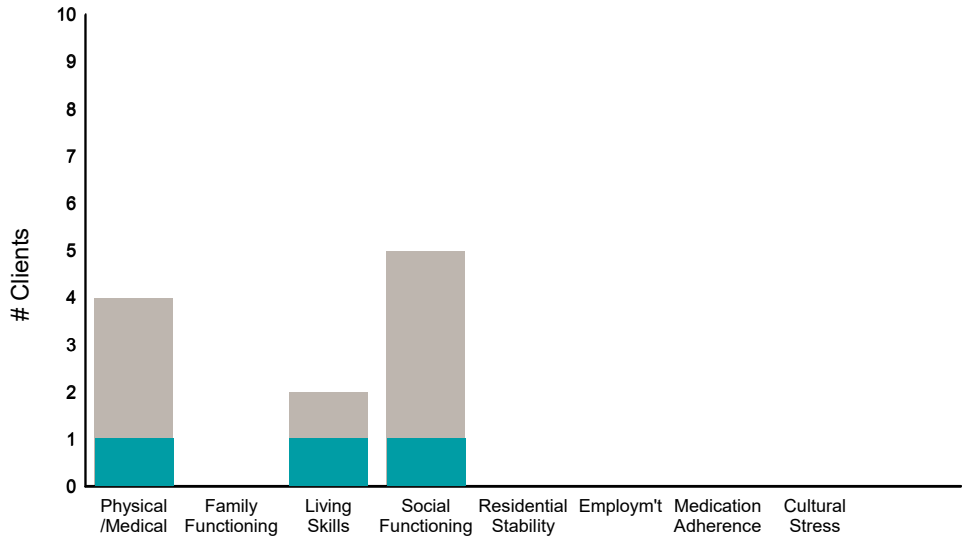


**Strengths**



Item	Improvement %	Improvement Ratio
Psychosis	0%	0/3
Depression	100%	1/1
Anxiety	50%	1/2
Adjustment to Trauma	0%	0/2
Impulse Control	0%	0/2
Interpersonal Problems	33%	1/3
Substance Use	0%	0/1
<b>% improvement</b>	<b>67%</b>	<b>2/3</b>
<b>Community Connection</b>	<b>0%</b>	<b>0/2</b>
<b>Spiritual /Religious</b>	<b>0%</b>	<b>0/3</b>
<b>Recovery Involvement</b>	<b>25%</b>	<b>1/4</b>

**Life Domain Functioning**



**Risk Behaviors**



Item	Improvement %	Improvement Ratio
Physical /Medical	25%	1/4
Family Functioning	0%	0/0
Living Skills	50%	1/2
Social Functioning	20%	1/5
Residential Stability	0%	0/0
Employm't	0%	0/0
Medication Adherence	0%	0/0
Cultural Stress	0%	0/0
<b>% improvement</b>	<b>0%</b>	<b>0/0</b>
<b>Danger to Self</b>	<b>0%</b>	<b>0/0</b>
<b>Danger to Others</b>	<b>0%</b>	<b>0/0</b>
<b>Self-Injurious Behavior</b>	<b>0%</b>	<b>0/0</b>
<b>Grave Disability</b>	<b>0%</b>	<b>0/0</b>
<b>Criminal Behavior</b>	<b>0%</b>	<b>0/0</b>
<b>Exploitation</b>	<b>0%</b>	<b>0/0</b>

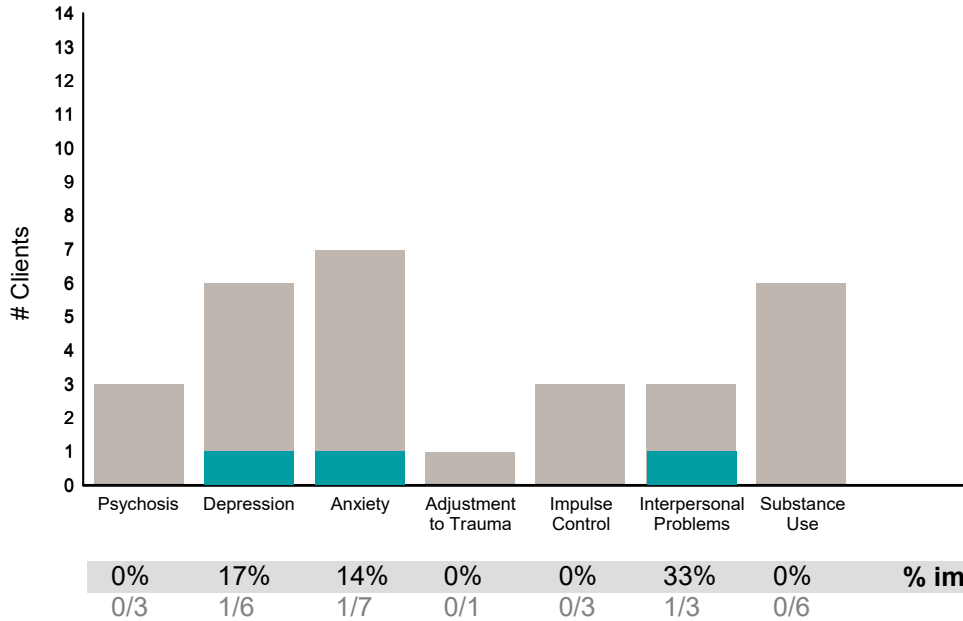
This report reflects data from 7/1/2020 - 6/30/2021

**FY20-21 Q4 Objective A.2 ANSA Outcomes Item-Level Report**  
**Older Adult Day Support (89903MH)**

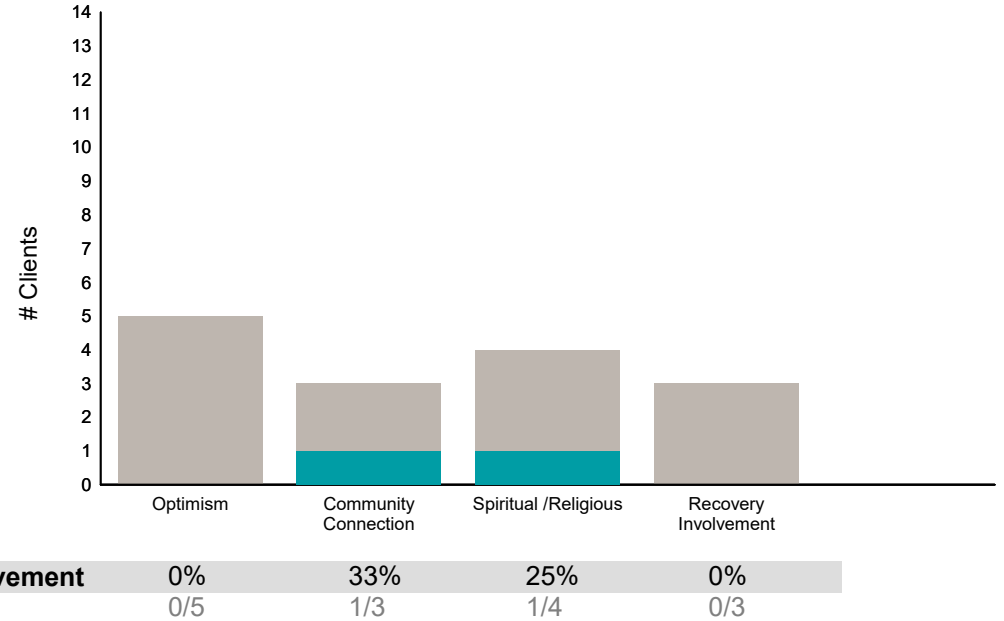
Didn't Improve
  Improved
 This report looks at current ANSAs to see how many clients improved on items rated 2 or 3 from the prior ANSA.

Num of episodes w/ min. 2 ANSAs: **14**      Average days between ANSAs: **200.6**      % clients improved on min. 30% of actionable items: **25% (= 3/12)**

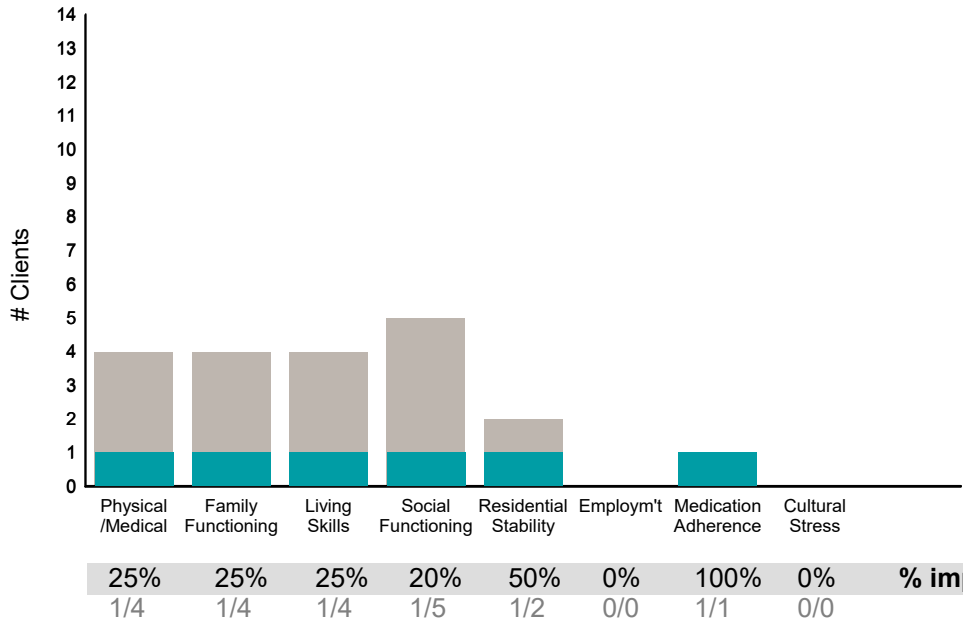
**Behavioral Health Domain**



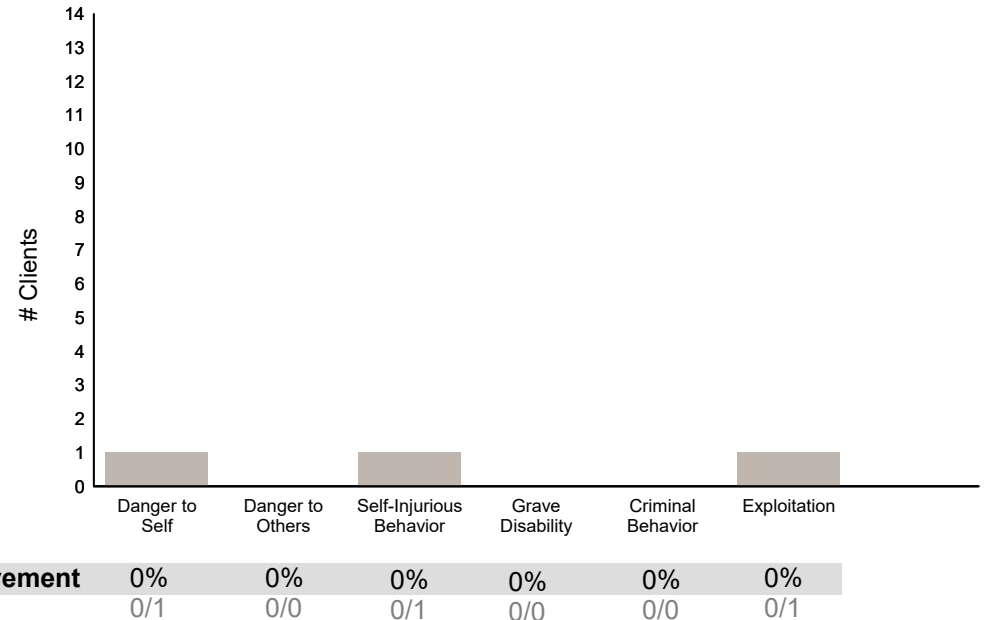
**Strengths**



**Life Domain Functioning**



**Risk Behaviors**



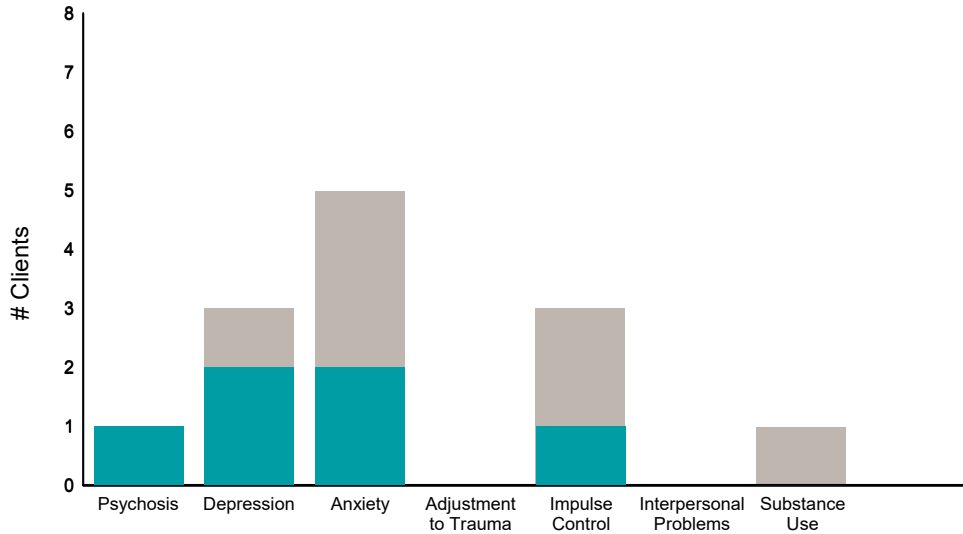
This report reflects data from 7/1/2020 - 6/30/2021

**FY20-21 Q4 Objective A.2 ANSA Outcomes Item-Level Report**  
**OMI Anchor Program (3880AC)**

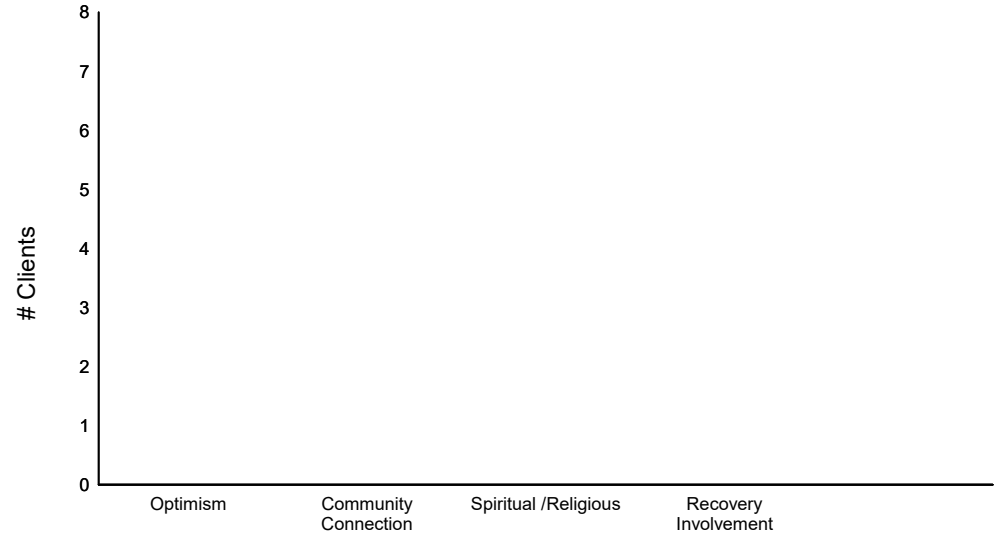
Didn't Improve
  Improved
 This report looks at current ANSAs to see how many clients improved on items rated 2 or 3 from the prior ANSA.

Num of episodes w/ min. 2 ANSAs: **8**      Average days between ANSAs: **364.4**      % clients improved on min. 30% of actionable items: **63% (= 5/8)**

**Behavioral Health Domain**

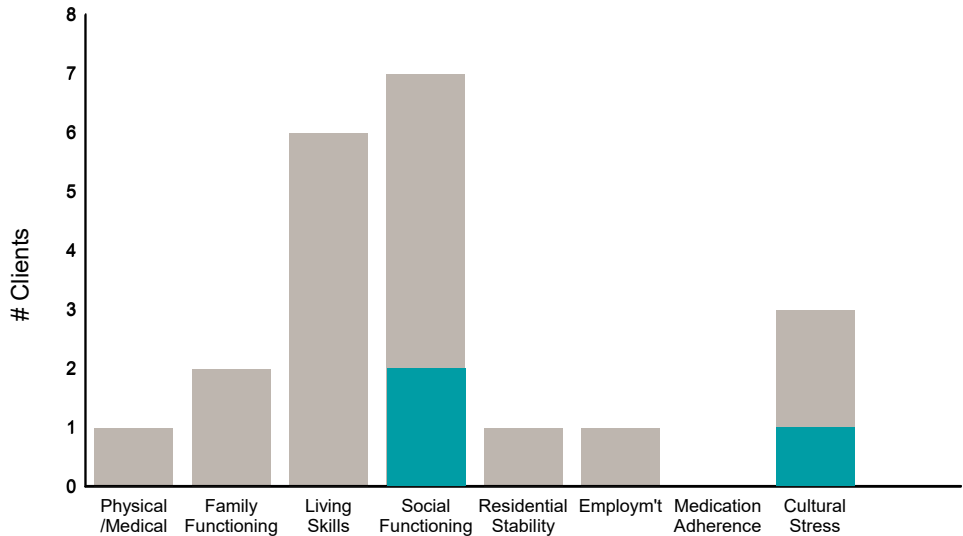


**Strengths**

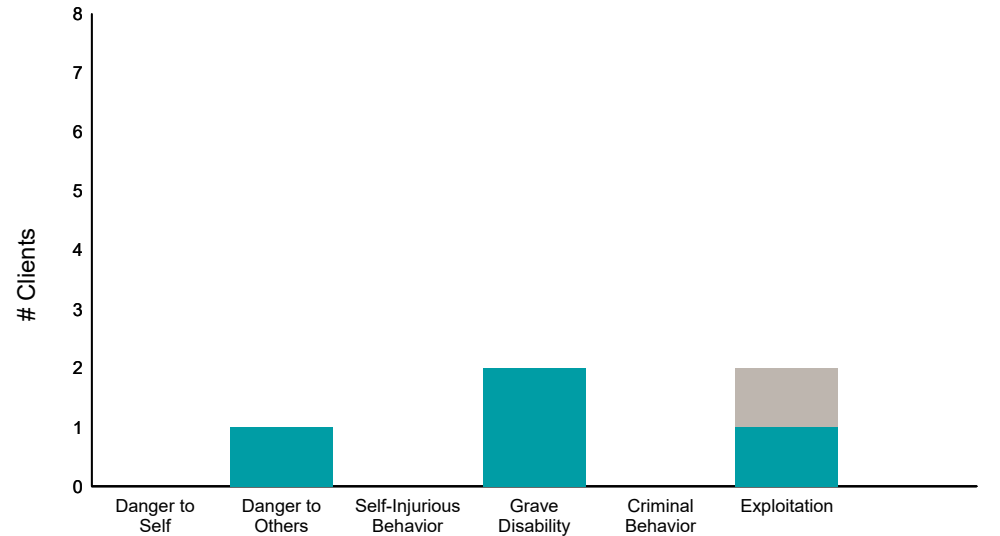


Item	% improvement
Psychosis	100% (1/1)
Depression	67% (2/3)
Anxiety	40% (2/5)
Adjustment to Trauma	0% (0/0)
Impulse Control	33% (1/3)
Interpersonal Problems	0% (0/0)
Substance Use	0% (0/1)
Optimism	0% (0/0)
Community Connection	0% (0/0)
Spiritual /Religious	0% (0/0)
Recovery Involvement	0% (0/0)

**Life Domain Functioning**



**Risk Behaviors**



Item	% improvement
Physical /Medical	0% (0/1)
Family Functioning	0% (0/2)
Living Skills	0% (0/6)
Social Functioning	29% (2/7)
Residential Stability	0% (0/1)
Employ'm't	0% (0/1)
Medication Adherence	0% (0/0)
Cultural Stress	33% (1/3)
Danger to Self	0% (0/0)
Danger to Others	100% (1/1)
Self-Injurious Behavior	0% (0/0)
Grave Disability	100% (2/2)
Criminal Behavior	0% (0/0)
Exploitation	50% (1/2)

This report reflects data from 7/1/2020 - 6/30/2021

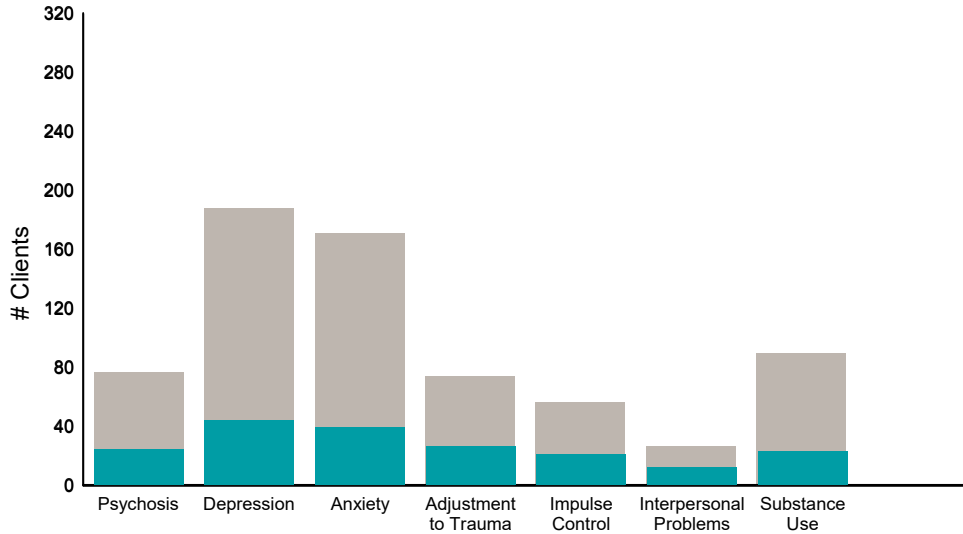


**FY20-21 Q4 Objective A.2 ANSA Outcomes Item-Level Report**  
**OMI Family Center OP (38803)**

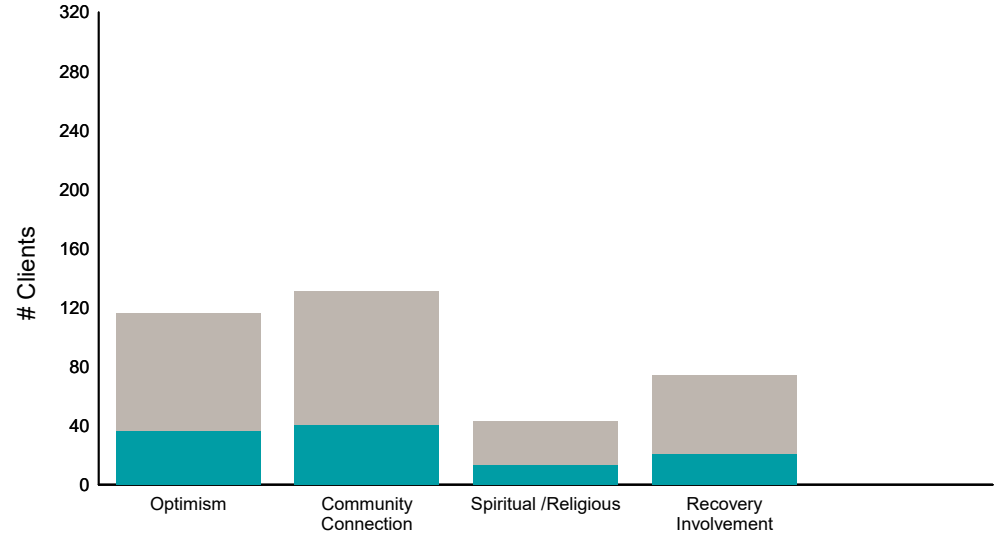
Didn't Improve
  Improved
 This report looks at current ANSAs to see how many clients improved on items rated 2 or 3 from the prior ANSA.

Num of episodes w/ min. 2 ANSAs: 296      Average days between ANSAs: 421.9      % clients improved on min. 30% of actionable items: **49% (= 133/272)**

**Behavioral Health Domain**

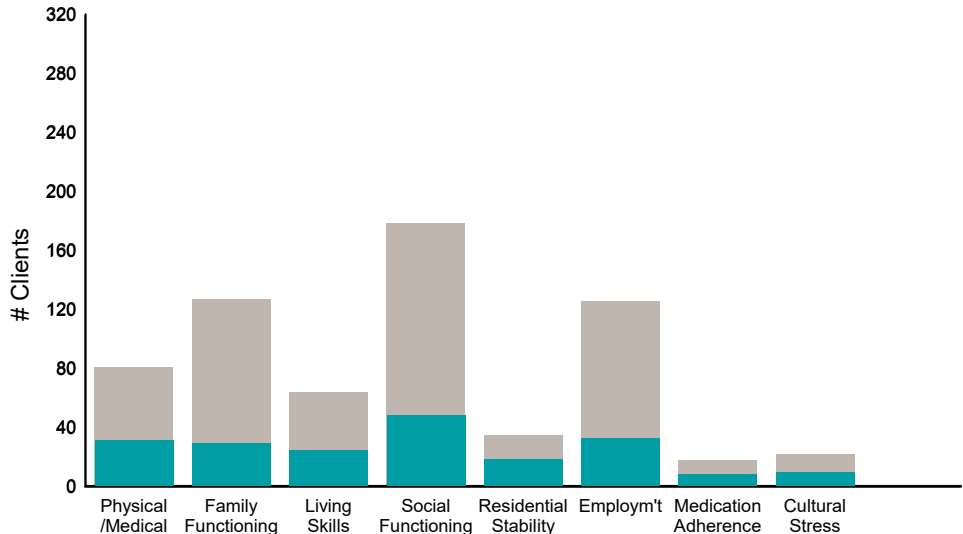


**Strengths**

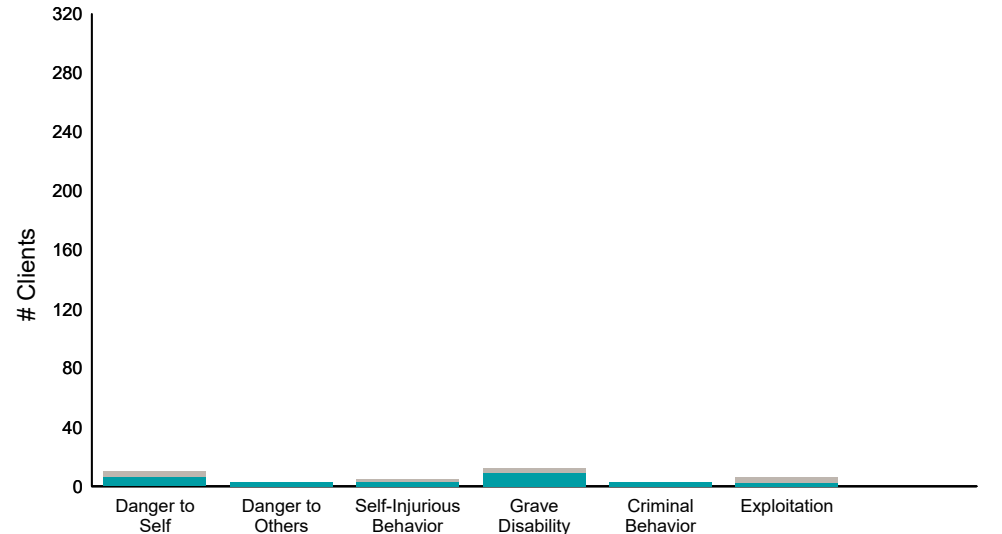


Item	% improvement
Psychosis	31% (24/77)
Depression	23% (44/188)
Anxiety	23% (39/171)
Adjustment to Trauma	35% (26/74)
Impulse Control	37% (21/57)
Interpersonal Problems	44% (12/27)
Substance Use	26% (23/90)
Optimism	31% (36/116)
Community Connection	31% (40/131)
Spiritual /Religious	30% (13/43)
Recovery Involvement	28% (21/74)

**Life Domain Functioning**



**Risk Behaviors**



Item	% improvement
Physical /Medical	38% (31/81)
Family Functioning	23% (29/127)
Living Skills	38% (24/64)
Social Functioning	27% (48/179)
Residential Stability	51% (18/35)
Employ'm't	25% (32/126)
Medication Adherence	44% (8/18)
Cultural Stress	41% (9/22)
Danger to Self	60% (6/10)
Danger to Others	100% (3/3)
Self-Injurious Behavior	60% (3/5)
Grave Disability	75% (9/12)
Criminal Behavior	100% (3/3)
Exploitation	33% (2/6)

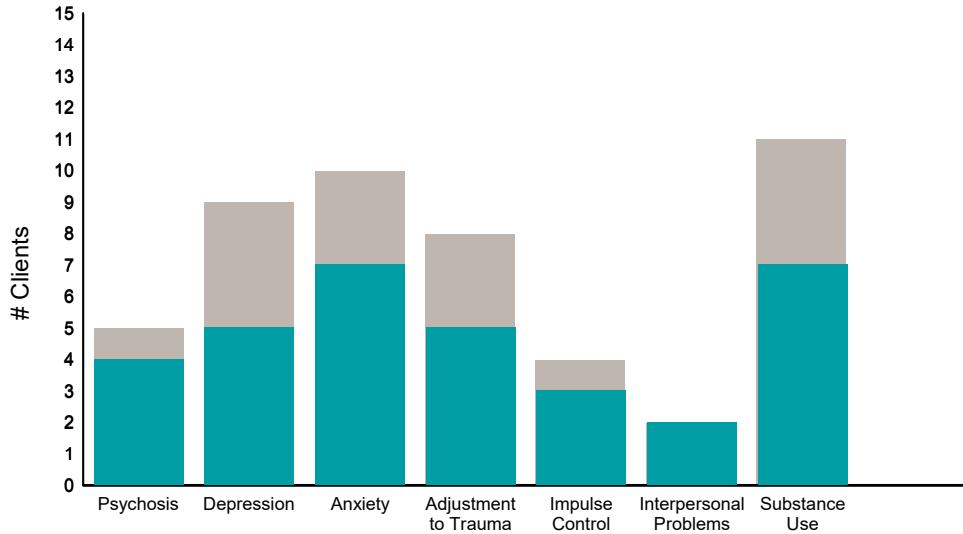
This report reflects data from 7/1/2020 - 6/30/2021

**FY20-21 Q4 Objective A.2 ANSA Outcomes Item-Level Report**  
**Progress Ashbury House & Day Treatment (89841)**

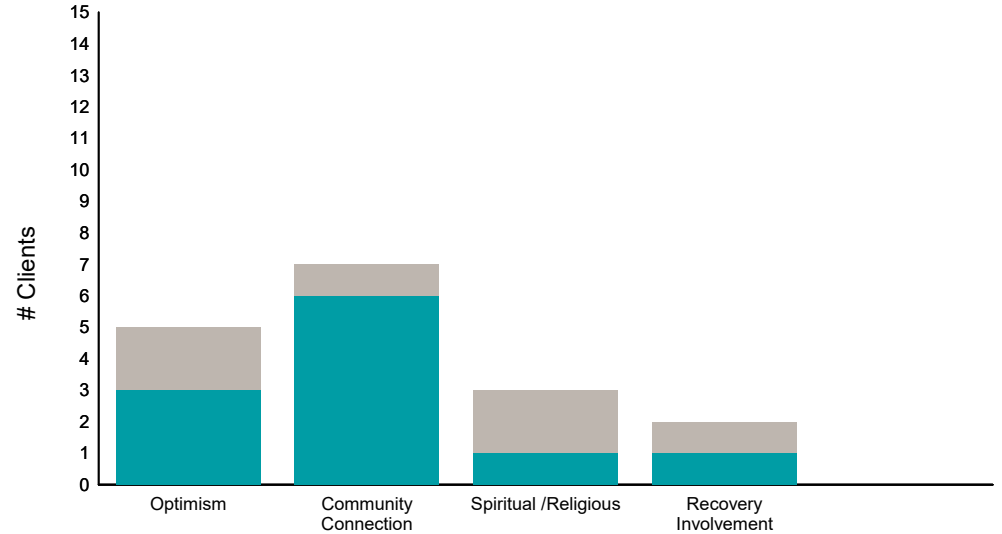
Didn't Improve
  Improved
 This report looks at current ANSAs to see how many clients improved on items rated 2 or 3 from the prior ANSA.

Num of episodes w/ min. 2 ANSAs: 15      Average days between ANSAs: 169.8      % clients improved on min. 30% of actionable items: **73% (= 11/15)**

**Behavioral Health Domain**

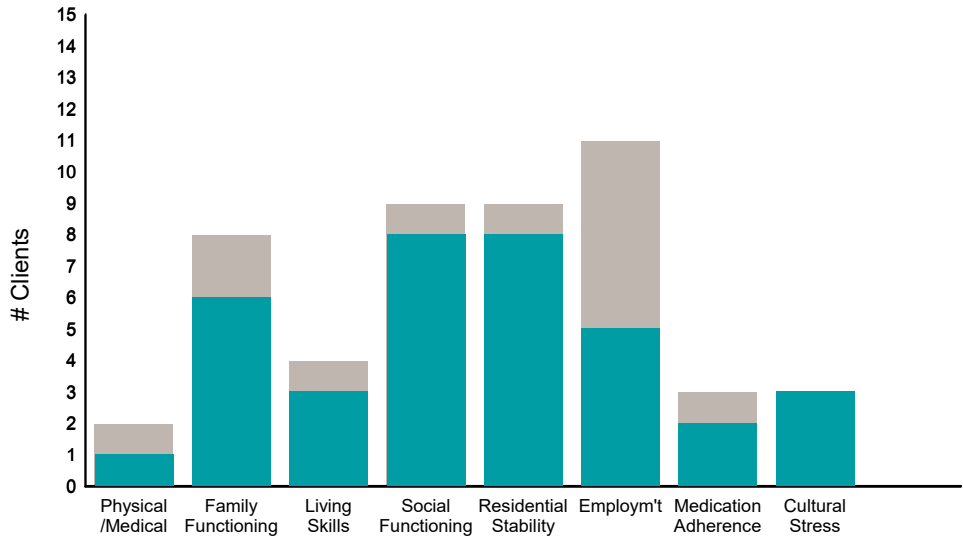


**Strengths**

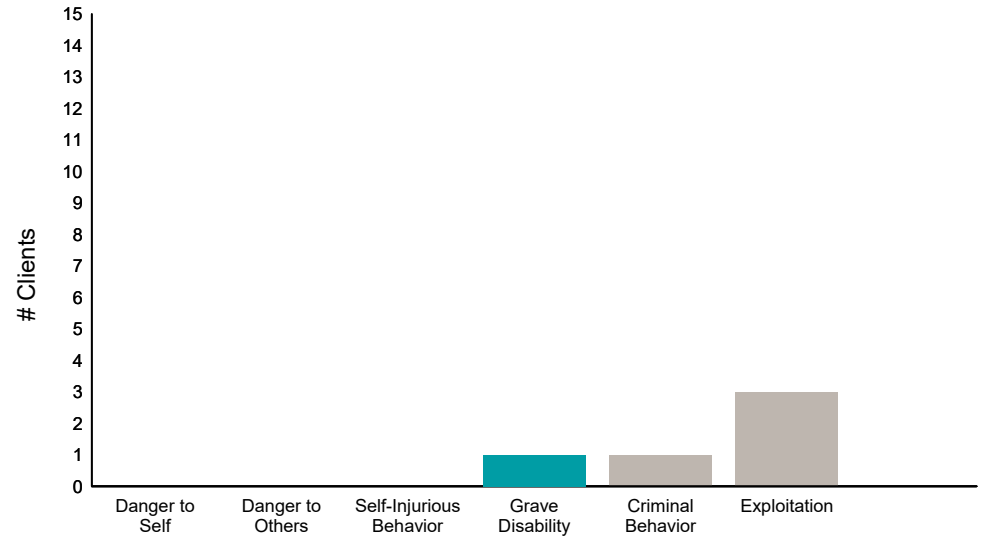


Item	% improvement
Psychosis	80% (4/5)
Depression	56% (5/9)
Anxiety	70% (7/10)
Adjustment to Trauma	63% (5/8)
Impulse Control	75% (3/4)
Interpersonal Problems	100% (2/2)
Substance Use	64% (7/11)
Optimism	60% (3/5)
Community Connection	86% (6/7)
Spiritual /Religious	33% (1/3)
Recovery Involvement	50% (1/2)

**Life Domain Functioning**



**Risk Behaviors**



Item	% improvement
Physical /Medical	50% (1/2)
Family Functioning	75% (6/8)
Living Skills	75% (3/4)
Social Functioning	89% (8/9)
Residential Stability	89% (8/9)
Employ'm't	45% (5/11)
Medication Adherence	67% (2/3)
Cultural Stress	100% (3/3)
Danger to Self	0% (0/0)
Danger to Others	0% (0/0)
Self-Injurious Behavior	0% (0/0)
Grave Disability	100% (1/1)
Criminal Behavior	0% (0/1)
Exploitation	0% (0/3)

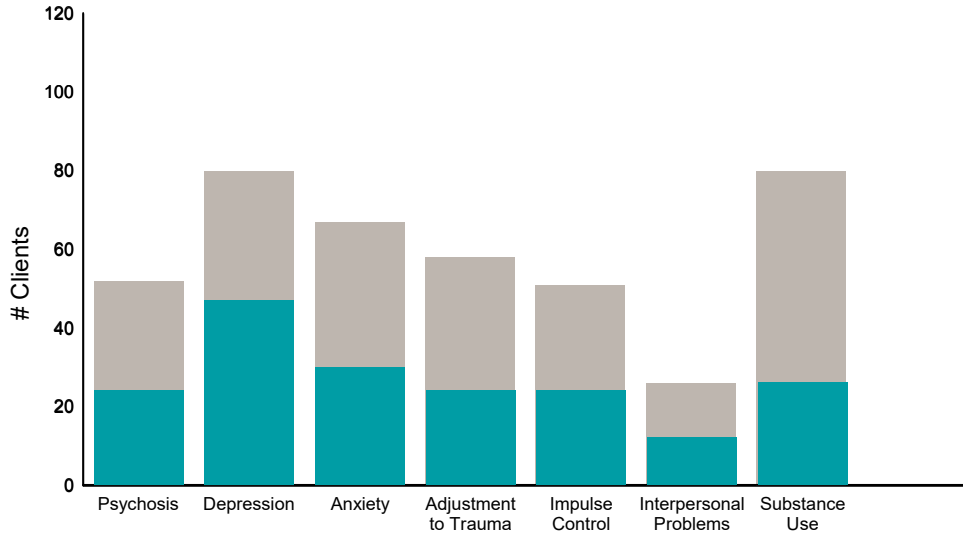
This report reflects data from 7/1/2020 - 6/30/2021

**FY20-21 Q4 Objective A.2 ANSA Outcomes Item-Level Report**  
**Progress Avenues Crisis RES(38A41)**

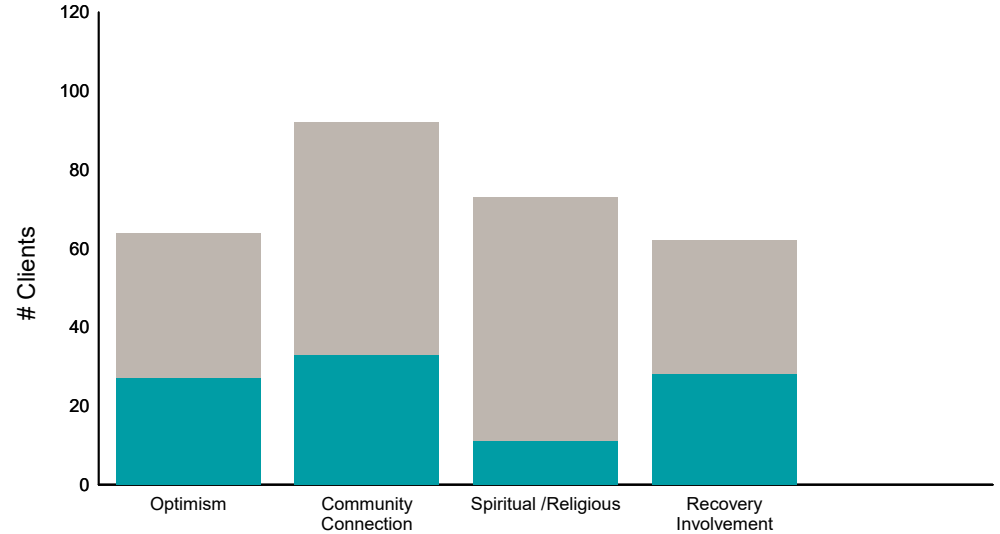
Didn't Improve
  Improved
 This report looks at current ANSAs to see how many clients improved on items rated 2 or 3 from the prior ANSA.

Num of episodes w/ min. 2 ANSAs: 104      Average days between ANSAs: 25.6      % clients improved on min. 30% of actionable items: **67% (= 70/104)**

**Behavioral Health Domain**

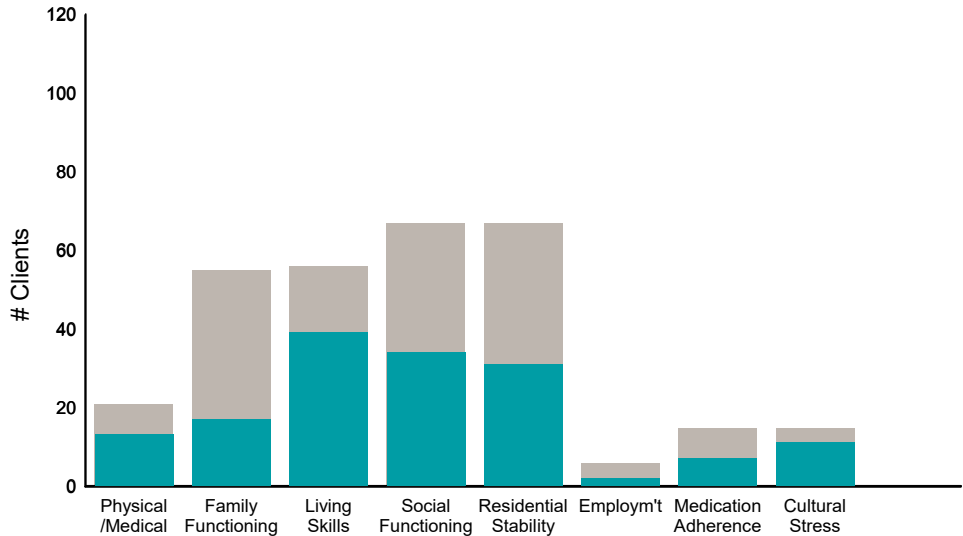


**Strengths**

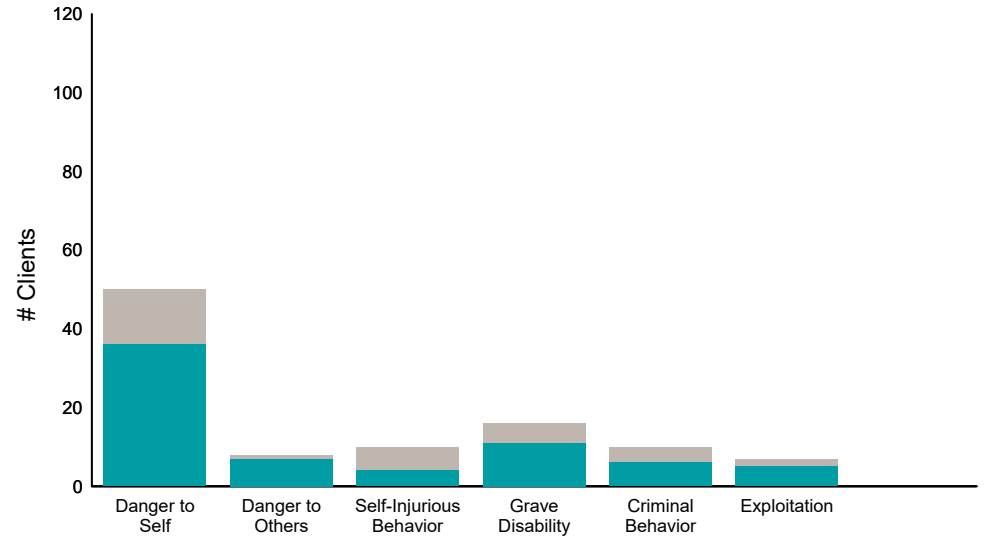


Item	% improvement
Psychosis	46% (24/52)
Depression	59% (47/80)
Anxiety	45% (30/67)
Adjustment to Trauma	41% (24/58)
Impulse Control	47% (24/51)
Interpersonal Problems	46% (12/26)
Substance Use	33% (26/80)
Optimism	42% (27/64)
Community Connection	36% (33/92)
Spiritual /Religious	15% (11/73)
Recovery Involvement	45% (28/62)

**Life Domain Functioning**



**Risk Behaviors**



Item	% improvement
Physical /Medical	62% (13/21)
Family Functioning	31% (17/55)
Living Skills	70% (39/56)
Social Functioning	51% (34/67)
Residential Stability	46% (31/67)
Employ'm't	33% (2/6)
Medication Adherence	47% (7/15)
Cultural Stress	73% (11/15)
Danger to Self	72% (36/50)
Danger to Others	88% (7/8)
Self-Injurious Behavior	40% (4/10)
Grave Disability	69% (11/16)
Criminal Behavior	60% (6/10)
Exploitation	71% (5/7)

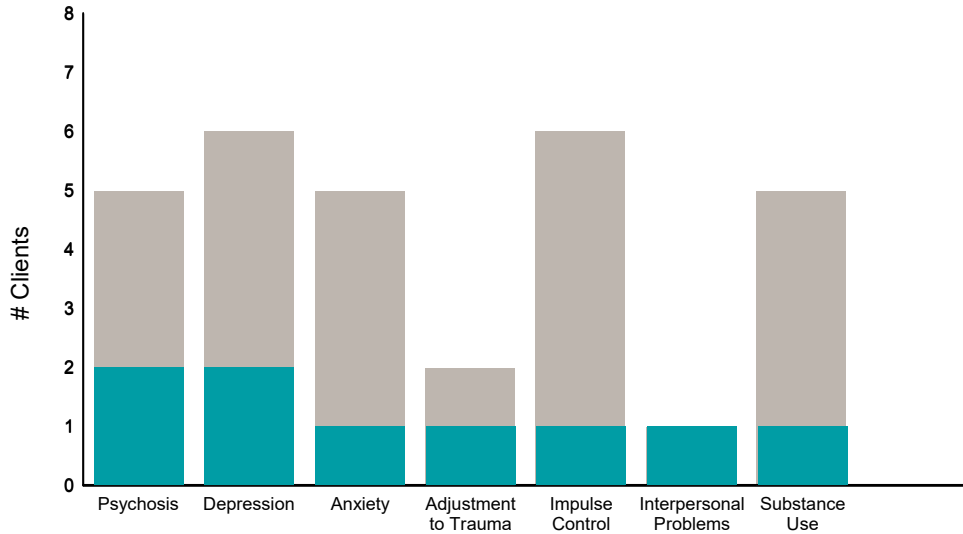
This report reflects data from 7/1/2020 - 6/30/2021

**FY20-21 Q4 Objective A.2 ANSA Outcomes Item-Level Report**  
**Progress Foundation TAY SL (3838TAY)**

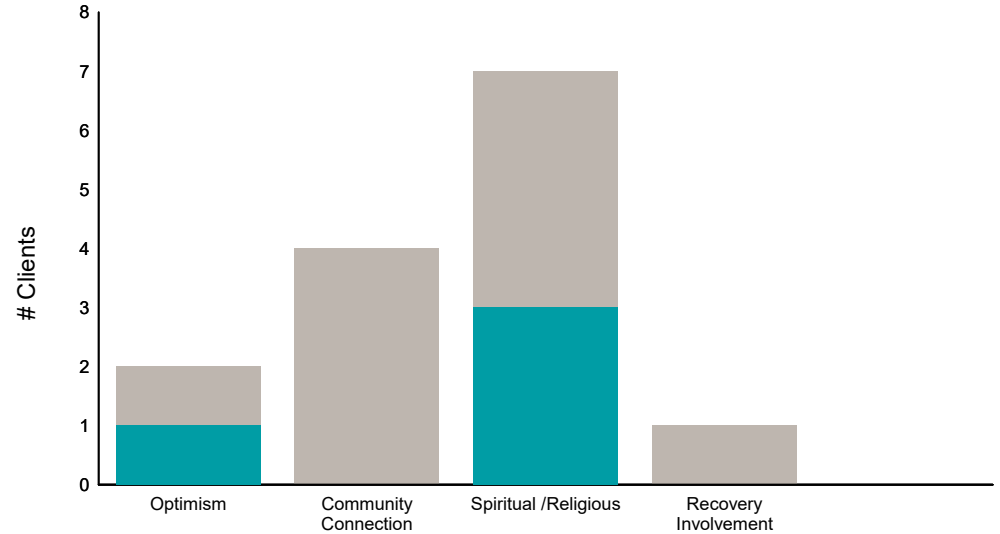
Didn't Improve
  Improved
 This report looks at current ANSAs to see how many clients improved on items rated 2 or 3 from the prior ANSA.

Num of episodes w/ min. 2 ANSAs: **8**      Average days between ANSAs: **314.5**      % clients improved on min. 30% of actionable items: **50% (= 4/8)**

**Behavioral Health Domain**

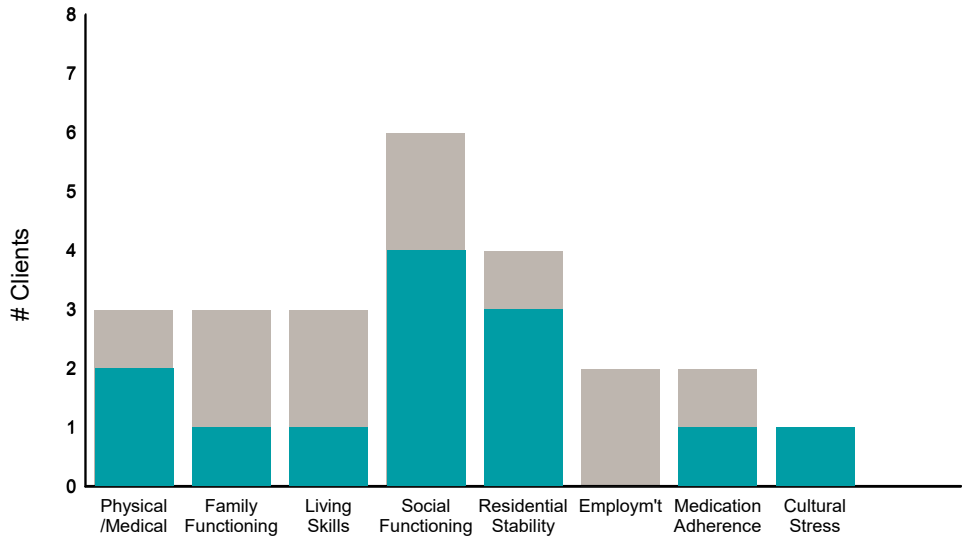


**Strengths**

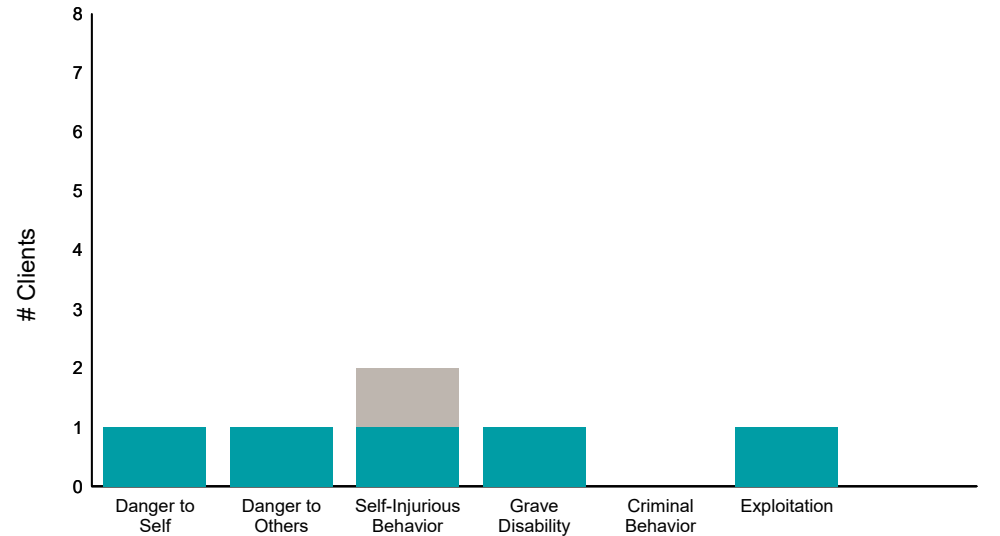


Item	% improvement
Psychosis	40% (2/5)
Depression	33% (2/6)
Anxiety	20% (1/5)
Adjustment to Trauma	50% (1/2)
Impulse Control	17% (1/6)
Interpersonal Problems	100% (1/1)
Substance Use	20% (1/5)
Optimism	50% (1/2)
Community Connection	0% (0/4)
Spiritual /Religious	43% (3/7)
Recovery Involvement	0% (0/1)

**Life Domain Functioning**



**Risk Behaviors**



Item	% improvement
Physical /Medical	67% (2/3)
Family Functioning	33% (1/3)
Living Skills	33% (1/3)
Social Functioning	67% (4/6)
Residential Stability	75% (3/4)
Employ'm't	0% (0/2)
Medication Adherence	50% (1/2)
Cultural Stress	100% (1/1)
Danger to Self	100% (1/1)
Danger to Others	100% (1/1)
Self-Injurious Behavior	50% (1/2)
Grave Disability	100% (1/1)
Criminal Behavior	0% (0/0)
Exploitation	100% (1/1)

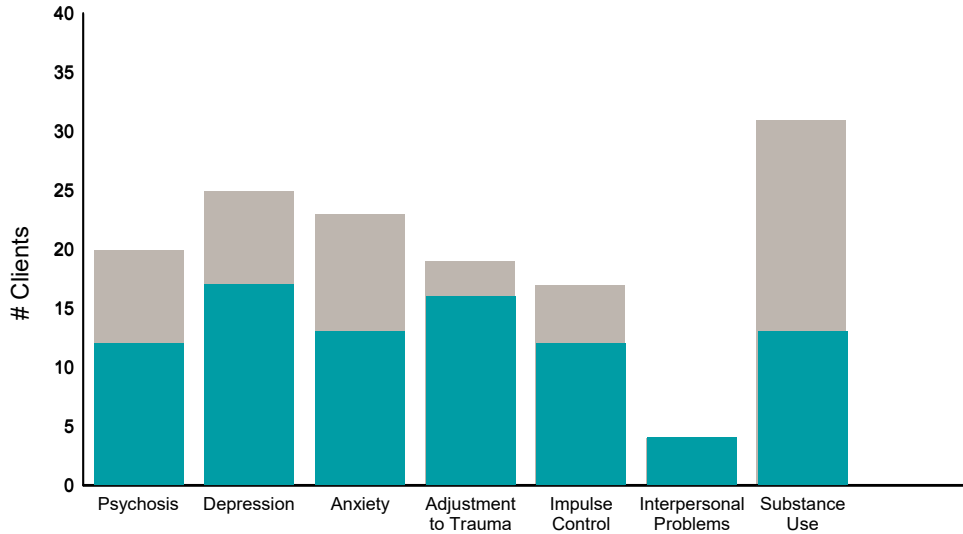
This report reflects data from 7/1/2020 - 6/30/2021

**FY20-21 Q4 Objective A.2 ANSA Outcomes Item-Level Report**  
**Progress House Resident Adult (38371)**

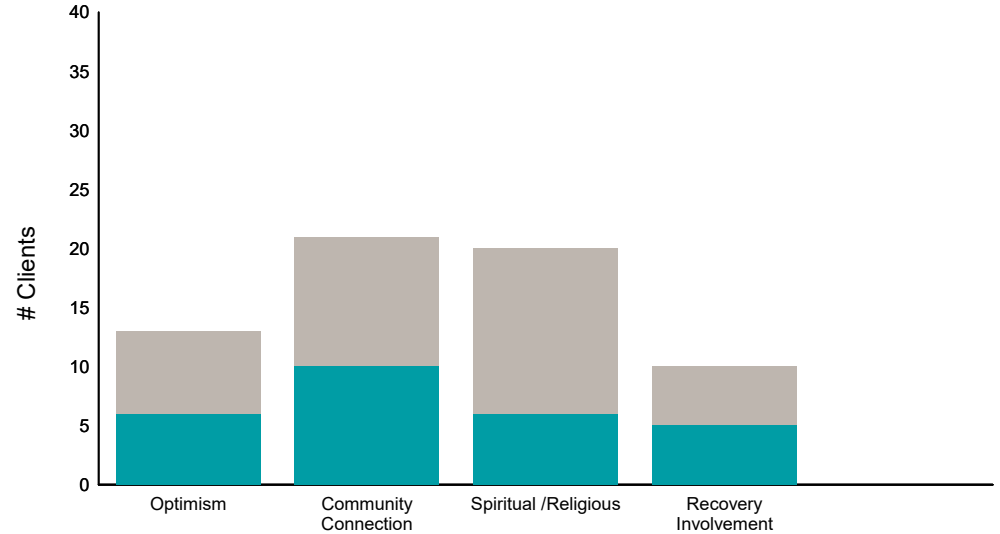
Didn't Improve
  Improved
 This report looks at current ANSAs to see how many clients improved on items rated 2 or 3 from the prior ANSA.

Num of episodes w/ min. 2 ANSAs: 36      Average days between ANSAs: 74.6      % clients improved on min. 30% of actionable items: **78% (= 28/36)**

**Behavioral Health Domain**

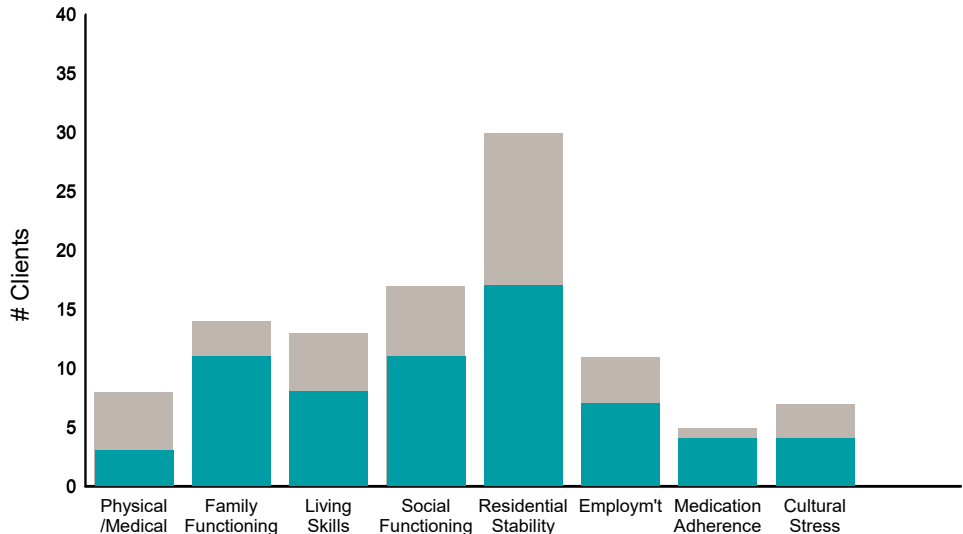


**Strengths**

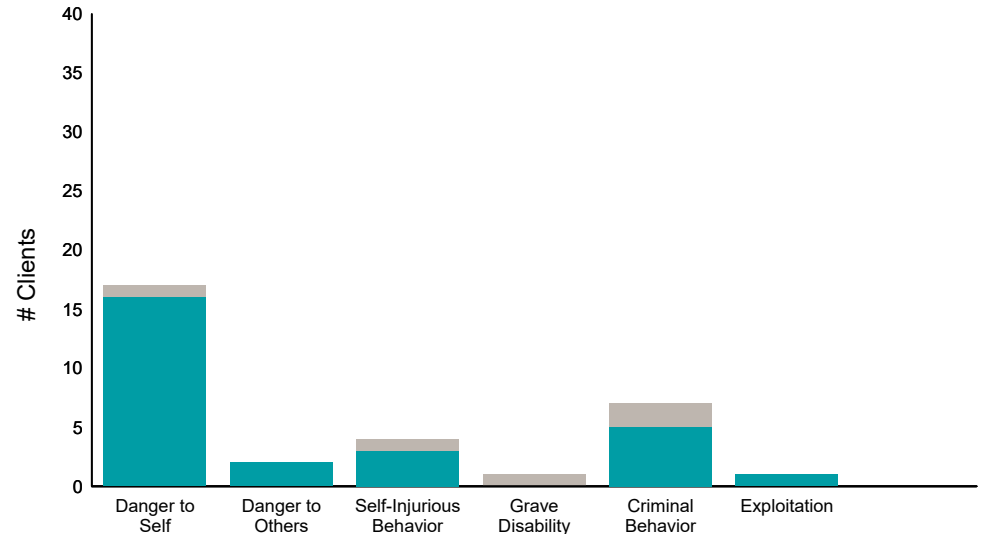


Item	% improvement
Psychosis	60% (12/20)
Depression	68% (17/25)
Anxiety	57% (13/23)
Adjustment to Trauma	84% (16/19)
Impulse Control	71% (12/17)
Interpersonal Problems	100% (4/4)
Substance Use	42% (13/31)
Optimism	46% (6/13)
Community Connection	48% (10/21)
Spiritual /Religious	30% (6/20)
Recovery Involvement	50% (5/10)

**Life Domain Functioning**



**Risk Behaviors**



Item	% improvement
Physical /Medical	38% (3/8)
Family Functioning	79% (11/14)
Living Skills	62% (8/13)
Social Functioning	65% (11/17)
Residential Stability	57% (17/30)
Employm't	64% (7/11)
Medication Adherence	80% (4/5)
Cultural Stress	57% (4/7)
Danger to Self	94% (16/17)
Danger to Others	100% (2/2)
Self-Injurious Behavior	75% (3/4)
Grave Disability	0% (0/1)
Criminal Behavior	71% (5/7)
Exploitation	100% (1/1)

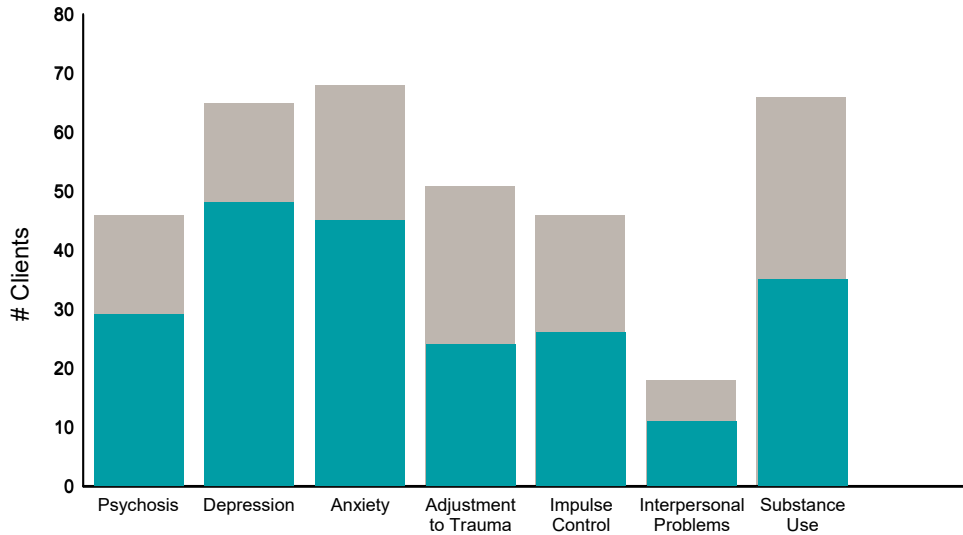
This report reflects data from 7/1/2020 - 6/30/2021

**FY20-21 Q4 Objective A.2 ANSA Outcomes Item-Level Report**  
**Progress La Posada Crisis RES(38081)**

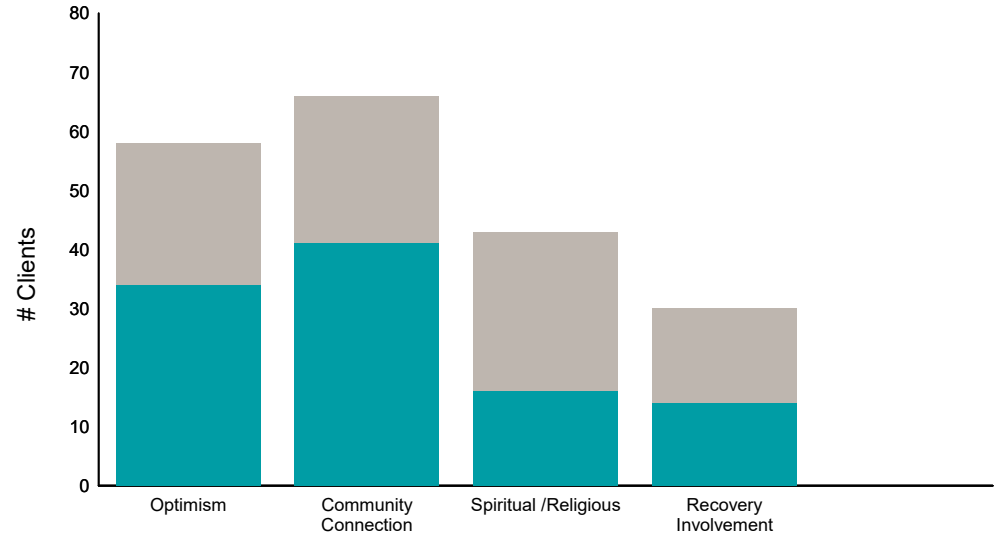
Didn't Improve
  Improved
 This report looks at current ANSAs to see how many clients improved on items rated 2 or 3 from the prior ANSA.

Num of episodes w/ min. 2 ANSAs: **79**      Average days between ANSAs: **35.7**      % clients improved on min. 30% of actionable items: **75% (= 59/79)**

**Behavioral Health Domain**

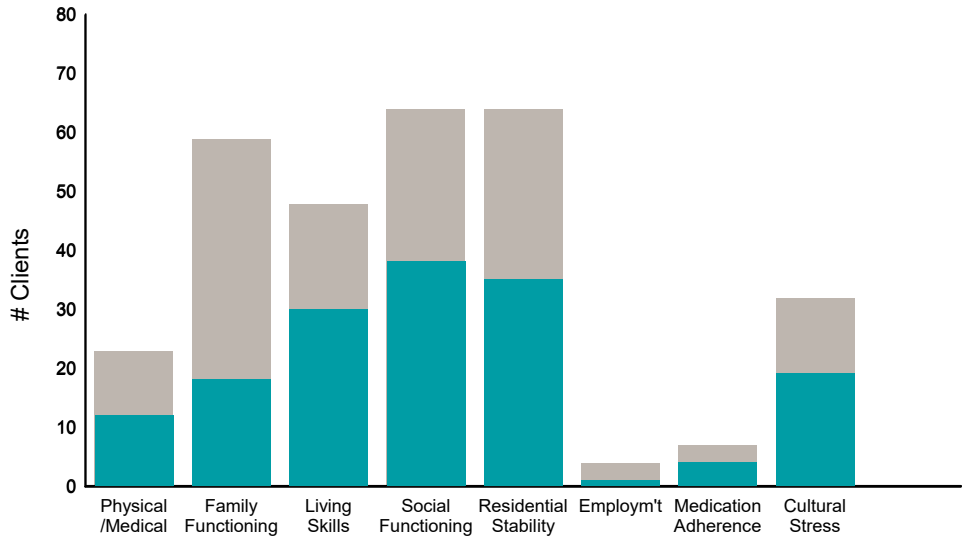


**Strengths**

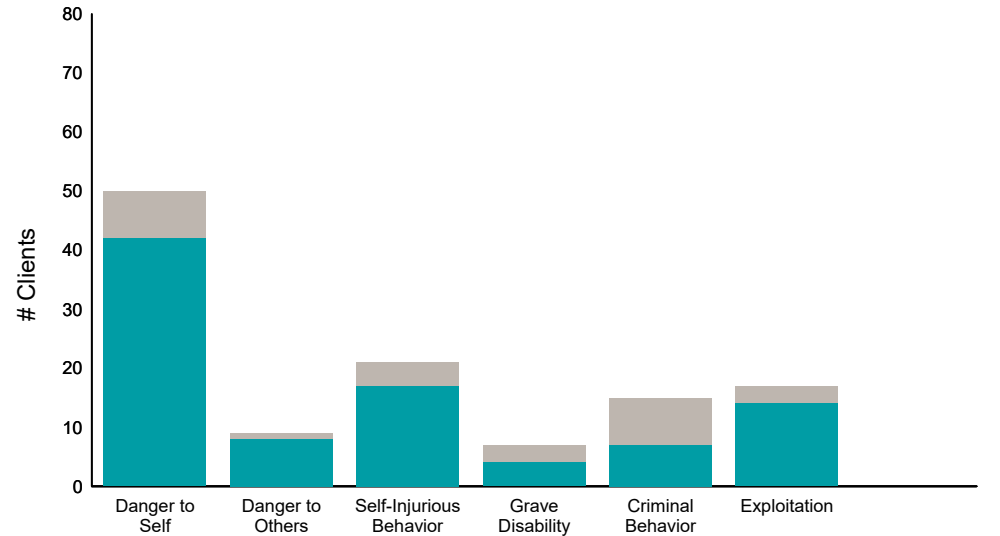


Item	% improvement	Item	% improvement
Psychosis	63%	Optimism	59%
Depression	74%	Community Connection	62%
Anxiety	66%	Spiritual /Religious	37%
Adjustment to Trauma	47%	Recovery Involvement	47%
Impulse Control	57%		
Interpersonal Problems	61%		
Substance Use	53%		

**Life Domain Functioning**



**Risk Behaviors**



Item	% improvement	Item	% improvement
Physical /Medical	52%	Danger to Self	84%
Family Functioning	31%	Danger to Others	89%
Living Skills	63%	Self-Injurious Behavior	81%
Social Functioning	59%	Grave Disability	57%
Residential Stability	55%	Criminal Behavior	47%
Employment	25%	Exploitation	82%
Medication Adherence	57%		
Cultural Stress	59%		

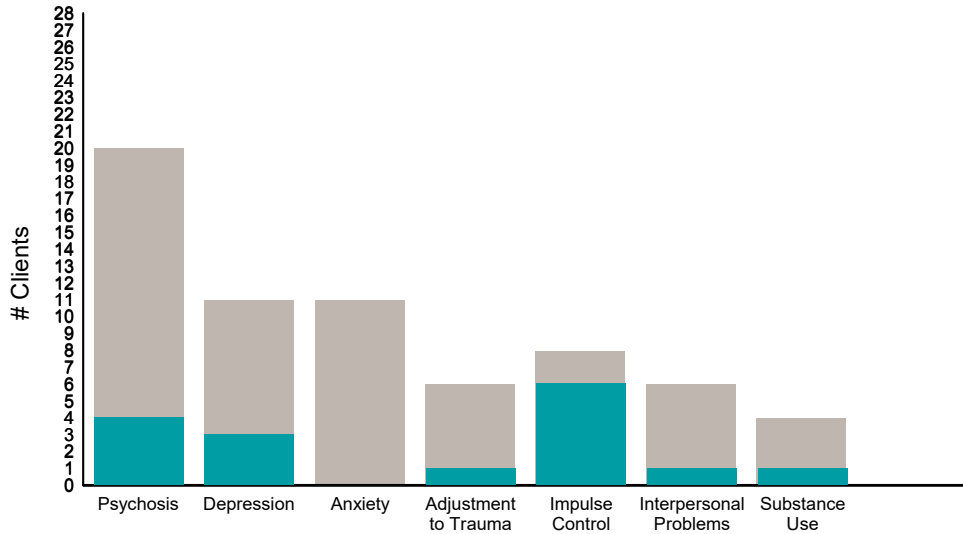
This report reflects data from 7/1/2020 - 6/30/2021

**FY20-21 Q4 Objective A.2 ANSA Outcomes Item-Level Report**  
**RAMS Broderick Street (38948)**

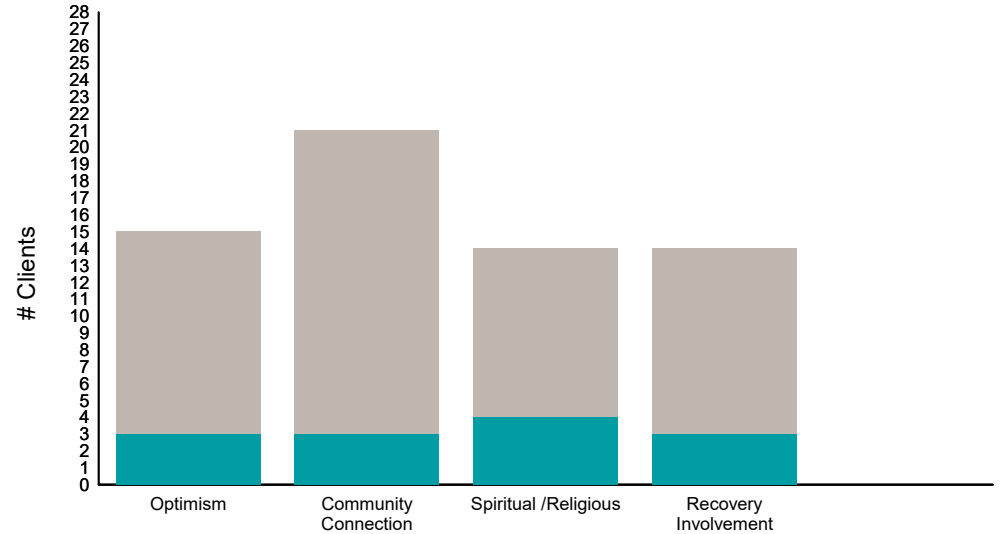
Didn't Improve
  Improved
 This report looks at current ANSAs to see how many clients improved on items rated 2 or 3 from the prior ANSA.

Num of episodes w/ min. 2 ANSAs: 27      Average days between ANSAs: 321.0      % clients improved on min. 30% of actionable items: **37% (= 10/27)**

**Behavioral Health Domain**

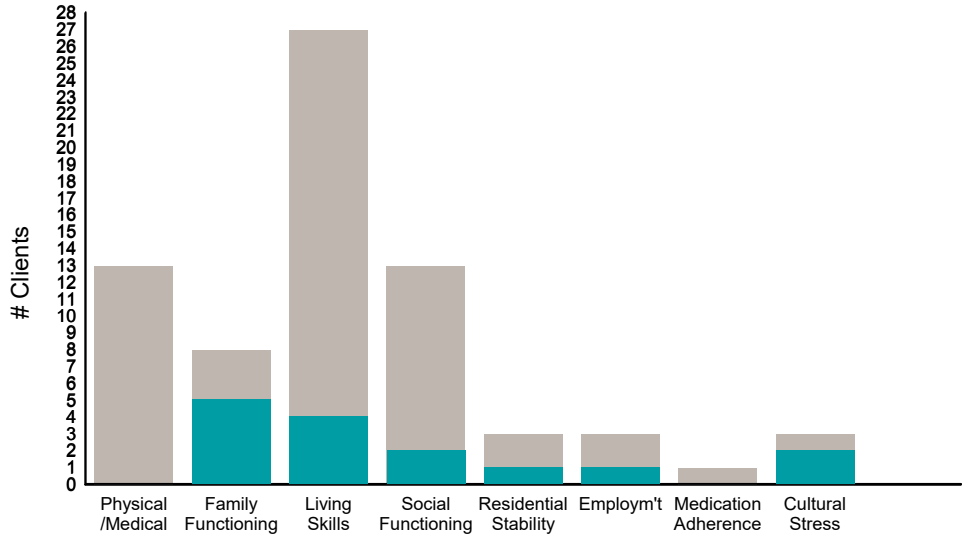


**Strengths**

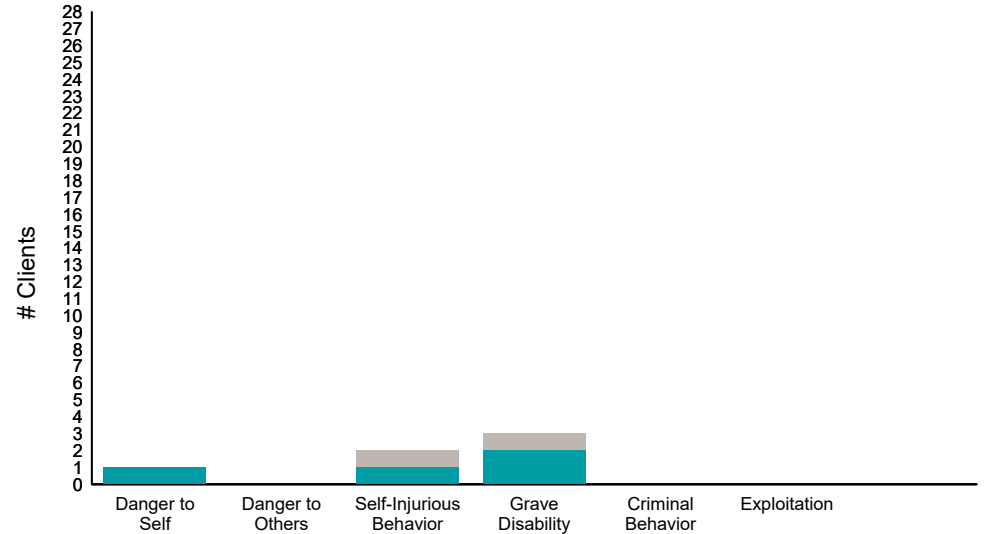


Item	% improvement	Item	% improvement
Psychosis	20% 4/20	Optimism	20% 3/15
Depression	27% 3/11	Community Connection	14% 3/21
Anxiety	0% 0/11	Spiritual /Religious	29% 4/14
Adjustment to Trauma	17% 1/6	Recovery Involvement	21% 3/14
Impulse Control	75% 6/8		
Interpersonal Problems	17% 1/6		
Substance Use	25% 1/4		

**Life Domain Functioning**



**Risk Behaviors**



Item	% improvement	Item	% improvement
Physical /Medical	0% 0/13	Danger to Self	100% 1/1
Family Functioning	63% 5/8	Danger to Others	0% 0/0
Living Skills	15% 4/27	Self-Injurious Behavior	50% 1/2
Social Functioning	15% 2/13	Grave Disability	67% 2/3
Residential Stability	33% 1/3	Criminal Behavior	0% 0/0
Employ'm't	33% 1/3	Exploitation	0% 0/0
Medication Adherence	0% 0/1		
Cultural Stress	67% 2/3		

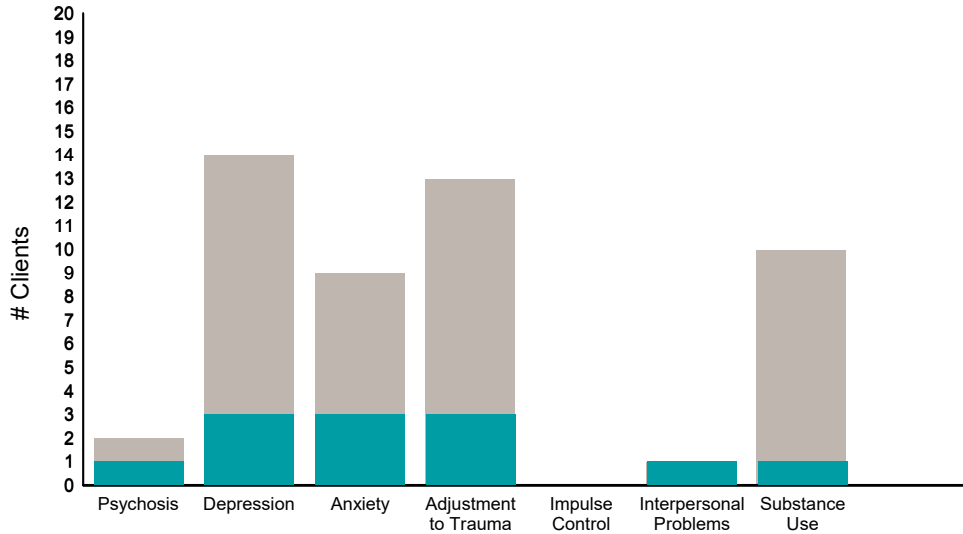
This report reflects data from 7/1/2020 - 6/30/2021

**FY20-21 Q4 Objective A.2 ANSA Outcomes Item-Level Report**  
**RAMS CAAP Counseling Pre-Vocational(38C63)**

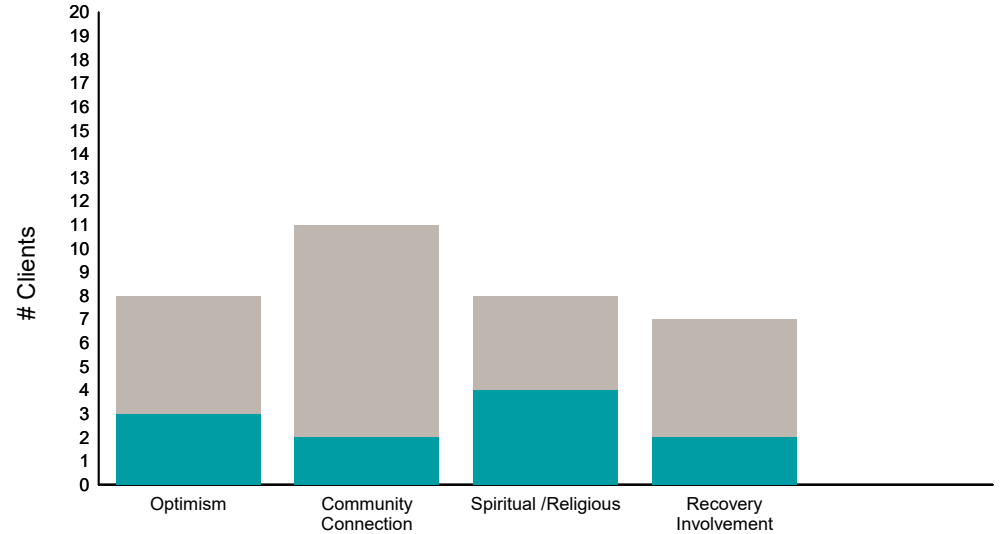
Didn't Improve
  Improved
 This report looks at current ANSAs to see how many clients improved on items rated 2 or 3 from the prior ANSA.

Num of episodes w/ min. 2 ANSAs: 20      Average days between ANSAs: 114.2      % clients improved on min. 30% of actionable items: **37% (= 7/19)**

**Behavioral Health Domain**

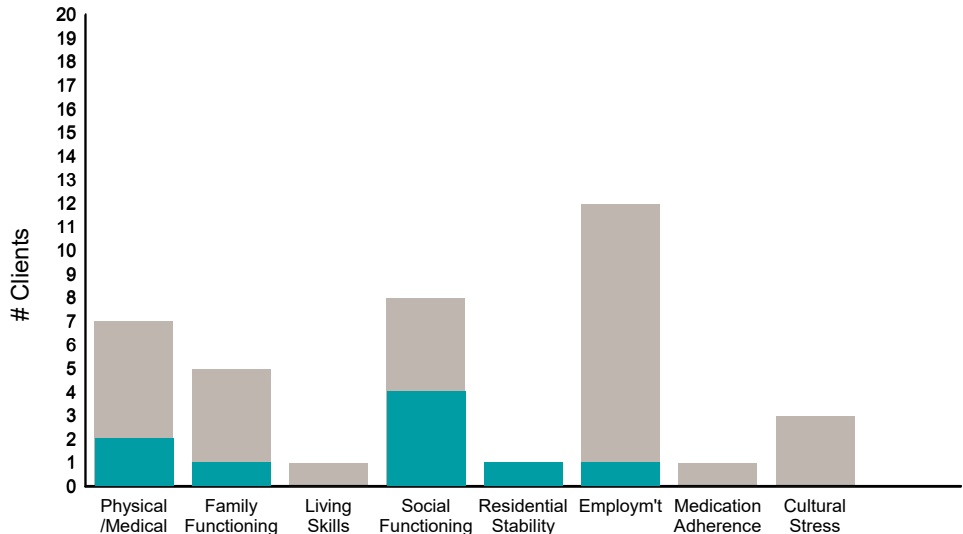


**Strengths**

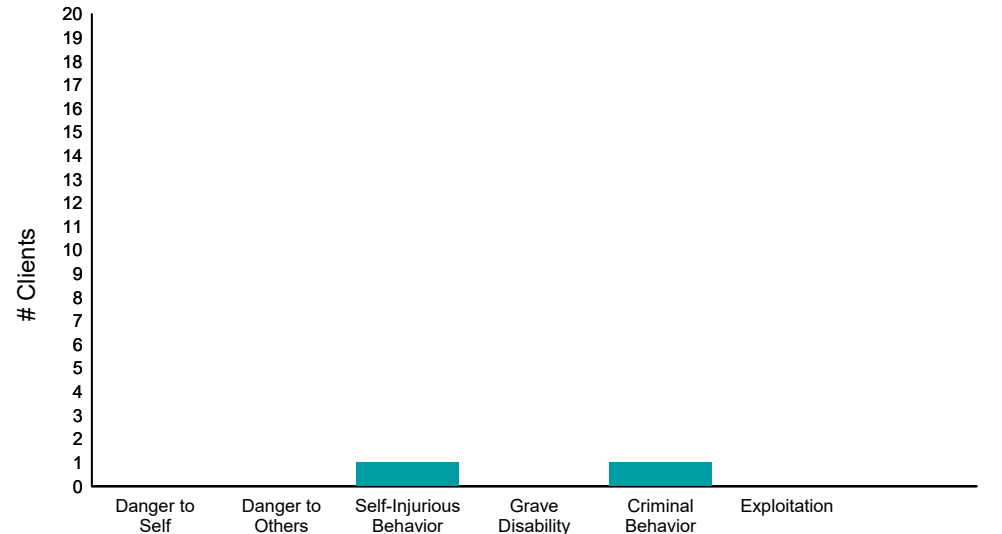


Item	% improvement
Psychosis	50% (1/2)
Depression	21% (3/14)
Anxiety	33% (3/9)
Adjustment to Trauma	23% (3/13)
Impulse Control	0% (0/0)
Interpersonal Problems	100% (1/1)
Substance Use	10% (1/10)
Optimism	38% (3/8)
Community Connection	18% (2/11)
Spiritual /Religious	50% (4/8)
Recovery Involvement	29% (2/7)

**Life Domain Functioning**



**Risk Behaviors**



Item	% improvement
Physical /Medical	29% (2/7)
Family Functioning	20% (1/5)
Living Skills	0% (0/1)
Social Functioning	50% (4/8)
Residential Stability	100% (1/1)
Employ'm't	8% (1/12)
Medication Adherence	0% (0/1)
Cultural Stress	0% (0/3)
Danger to Self	0% (0/0)
Danger to Others	0% (0/0)
Self-Injurious Behavior	100% (1/1)
Grave Disability	0% (0/0)
Criminal Behavior	100% (1/1)
Exploitation	0% (0/0)

This report reflects data from 7/1/2020 - 6/30/2021

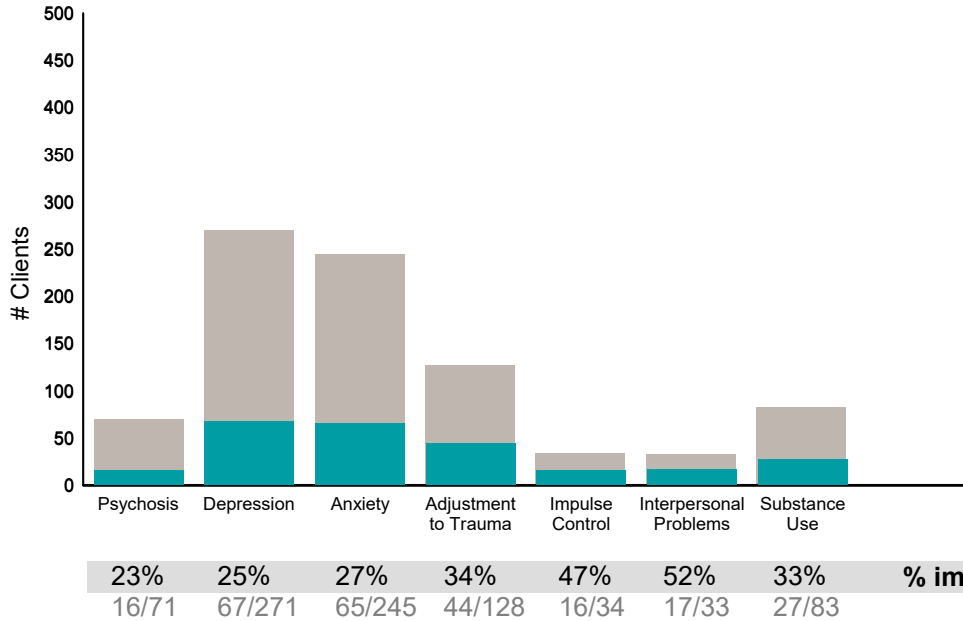


**FY20-21 Q4 Objective A.2 ANSA Outcomes Item-Level Report**  
**RAMS Outpatient Services (38943)**

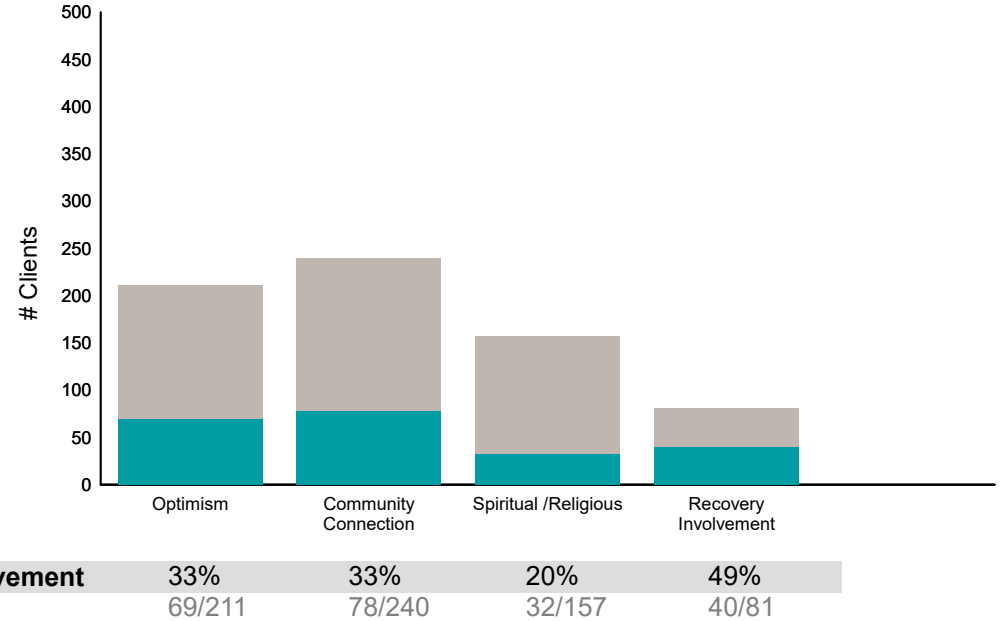
Didn't Improve
  Improved
 This report looks at current ANSAs to see how many clients improved on items rated 2 or 3 from the prior ANSA.

Num of episodes w/ min. 2 ANSAs: 457      Average days between ANSAs: 349.6      % clients improved on min. 30% of actionable items: **52% (= 228/440)**

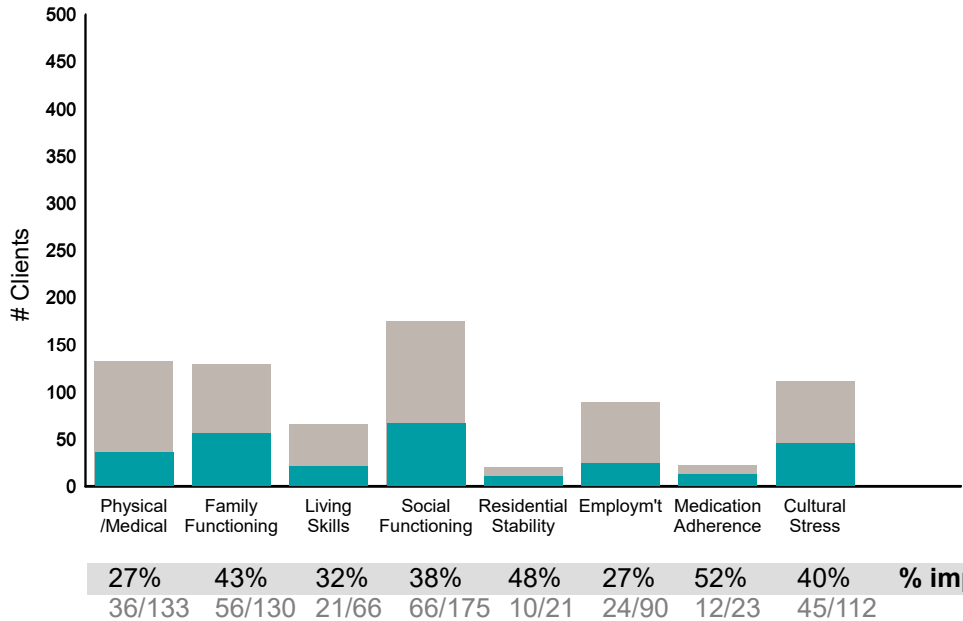
**Behavioral Health Domain**



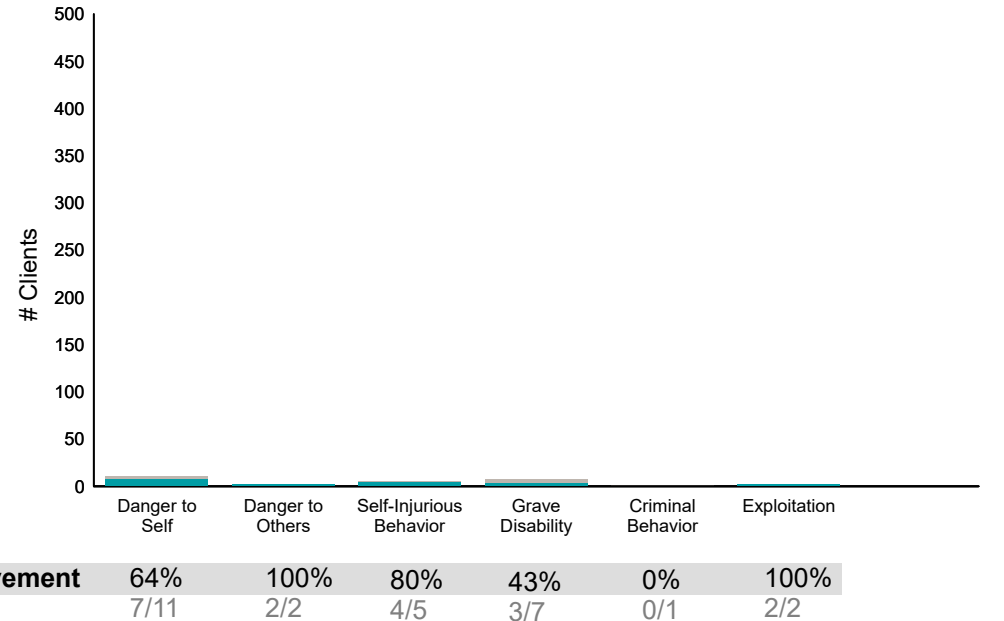
**Strengths**



**Life Domain Functioning**



**Risk Behaviors**



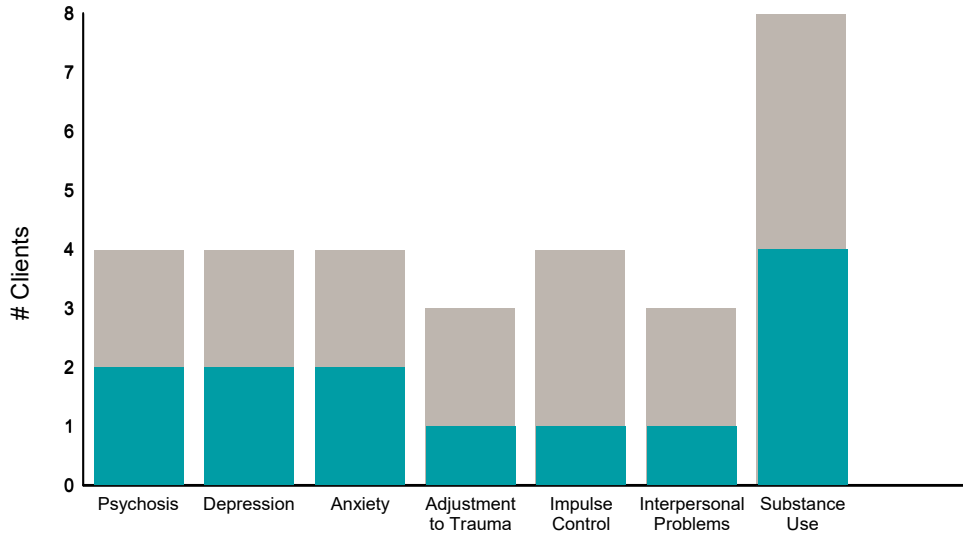
This report reflects data from 7/1/2020 - 6/30/2021

**FY20-21 Q4 Objective A.2 ANSA Outcomes Item-Level Report  
Rypins House PD & Residential Ger (38531 & 38532)**

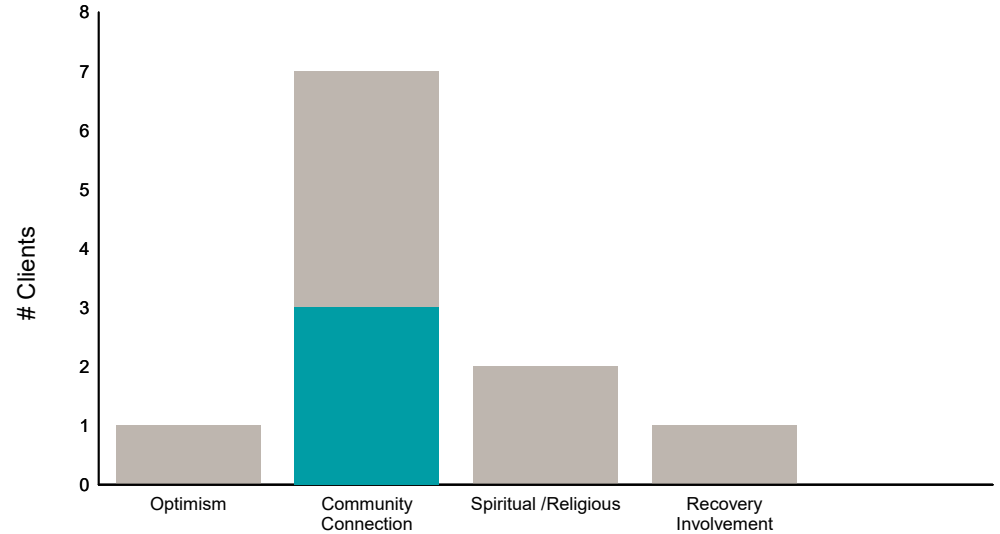
Didn't Improve
  Improved
 This report looks at current ANSAs to see how many clients improved on items rated 2 or 3 from the prior ANSA.

Num of episodes w/ min. 2 ANSAs: **8**      Average days between ANSAs: **122.6**      % clients improved on min. 30% of actionable items: **63% (= 5/8)**

**Behavioral Health Domain**

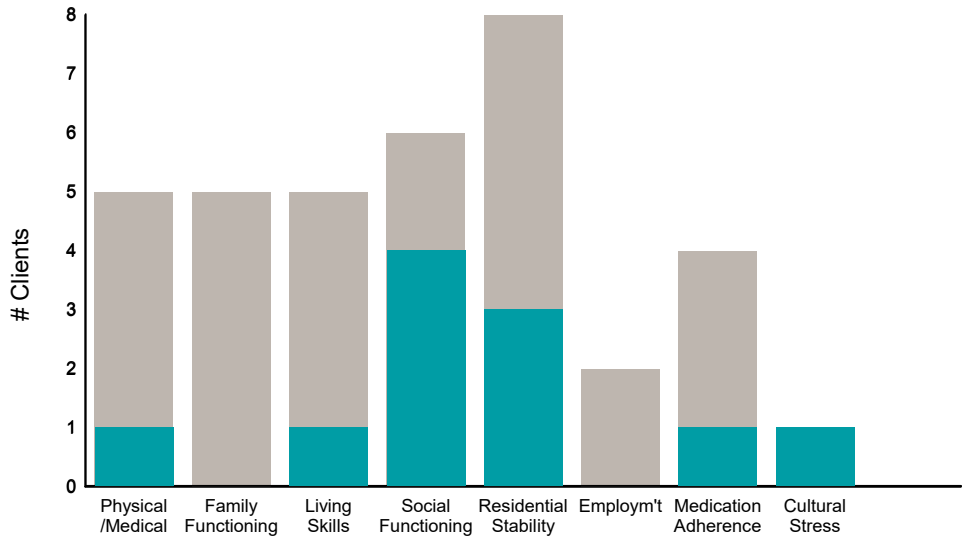


**Strengths**

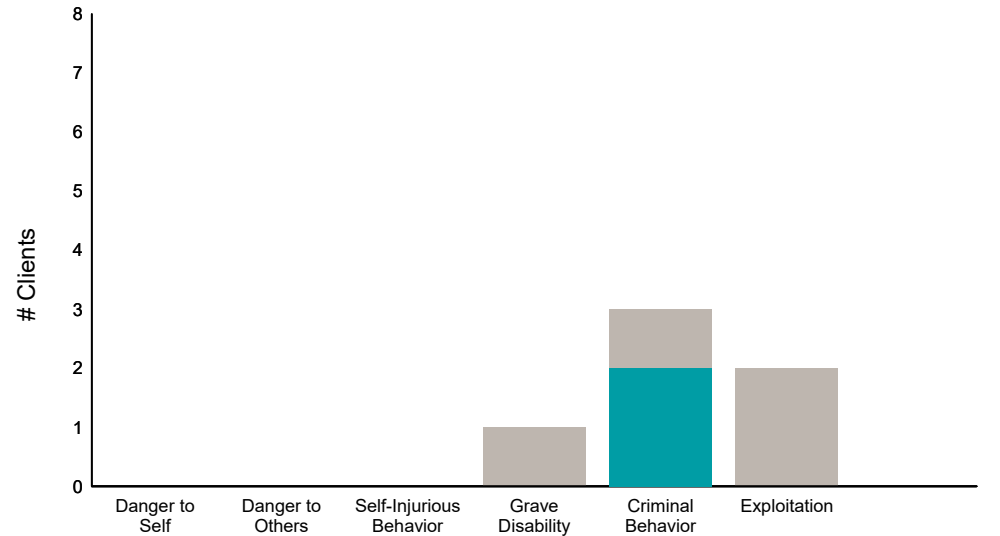


Item	% improvement
Psychosis	50% (2/4)
Depression	50% (2/4)
Anxiety	50% (2/4)
Adjustment to Trauma	33% (1/3)
Impulse Control	25% (1/4)
Interpersonal Problems	33% (1/3)
Substance Use	50% (4/8)
Optimism	0% (0/1)
Community Connection	43% (3/7)
Spiritual /Religious	0% (0/2)
Recovery Involvement	0% (0/1)

**Life Domain Functioning**



**Risk Behaviors**



Item	% improvement
Physical /Medical	20% (1/5)
Family Functioning	0% (0/5)
Living Skills	20% (1/5)
Social Functioning	67% (4/6)
Residential Stability	38% (3/8)
Employ'm't	0% (0/2)
Medication Adherence	25% (1/4)
Cultural Stress	100% (1/1)
Danger to Self	0% (0/0)
Danger to Others	0% (0/0)
Self-Injurious Behavior	0% (0/0)
Grave Disability	0% (0/1)
Criminal Behavior	67% (2/3)
Exploitation	0% (0/2)

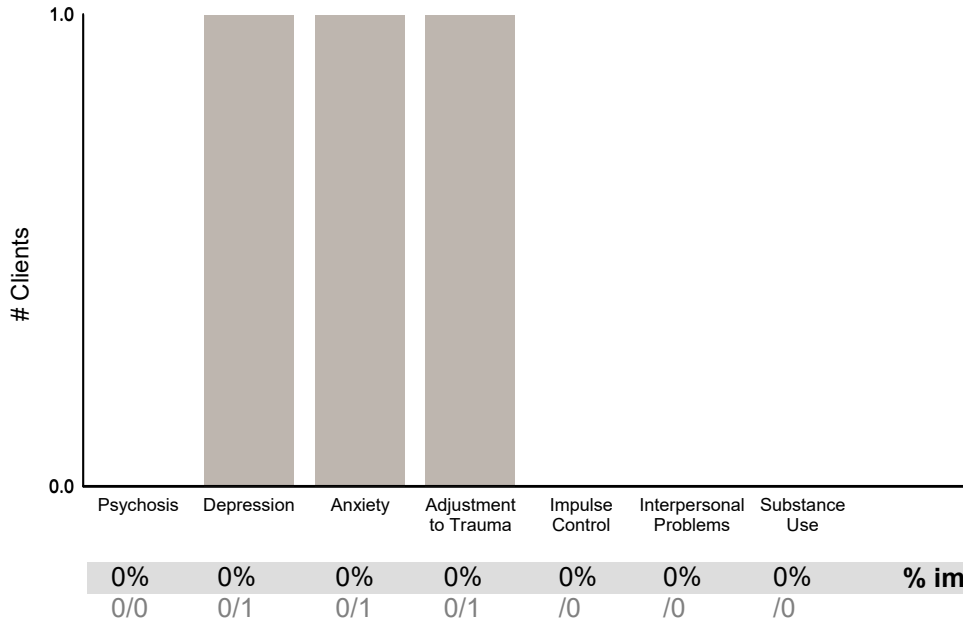
This report reflects data from 7/1/2020 - 6/30/2021

**FY20-21 Q4 Objective A.2 ANSA Outcomes Item-Level Report**  
**SE Child + Family Therapy Ct (38456)**

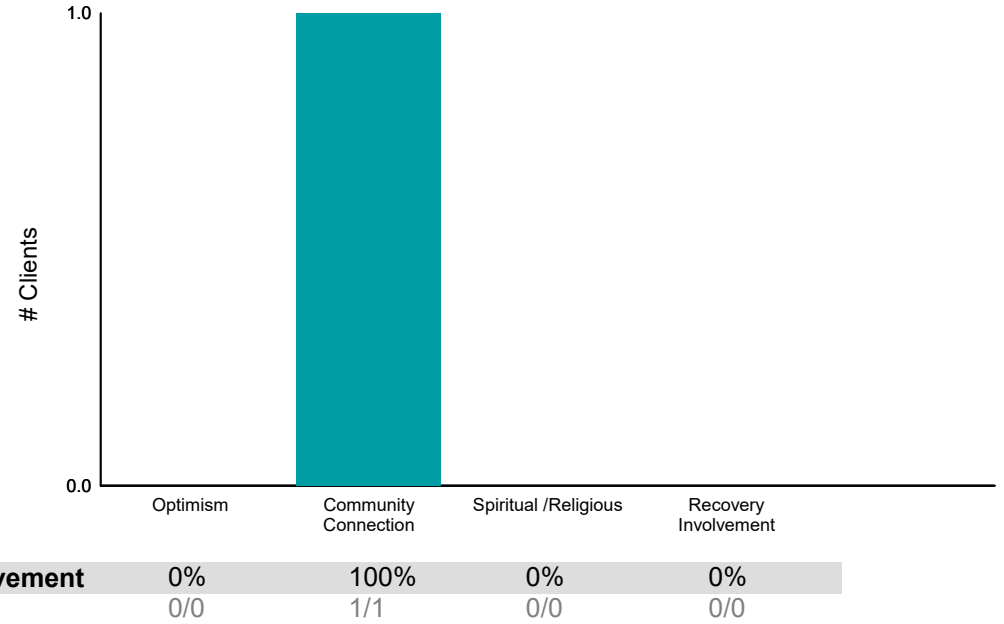
Didn't Improve
  Improved
 This report looks at current ANSAs to see how many clients improved on items rated 2 or 3 from the prior ANSA.

Num of episodes w/ min. 2 ANSAs: **1**      Average days between ANSAs: **364.0**      % clients improved on min. 30% of actionable items: **0%**

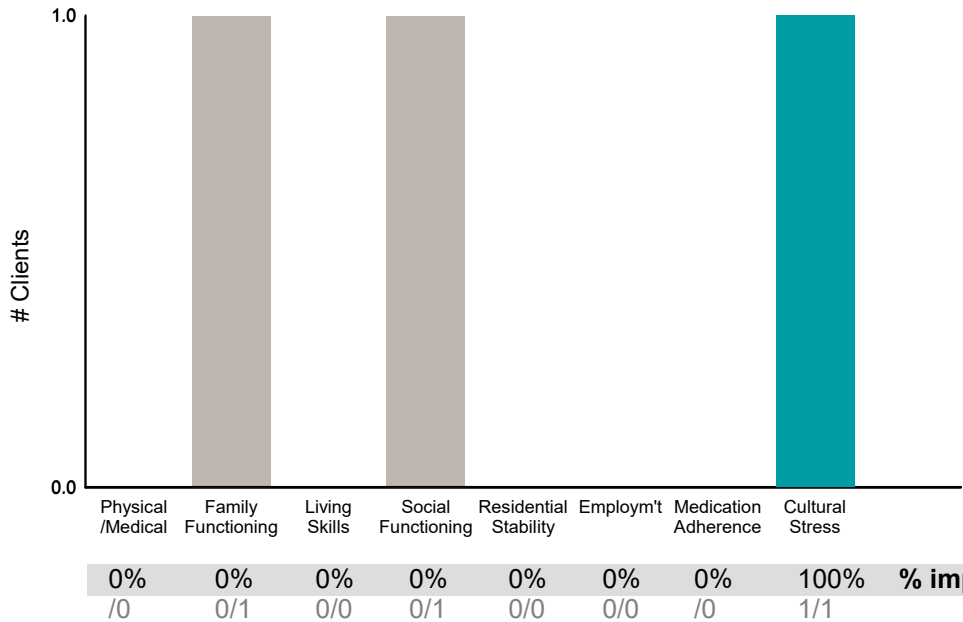
**Behavioral Health Domain**



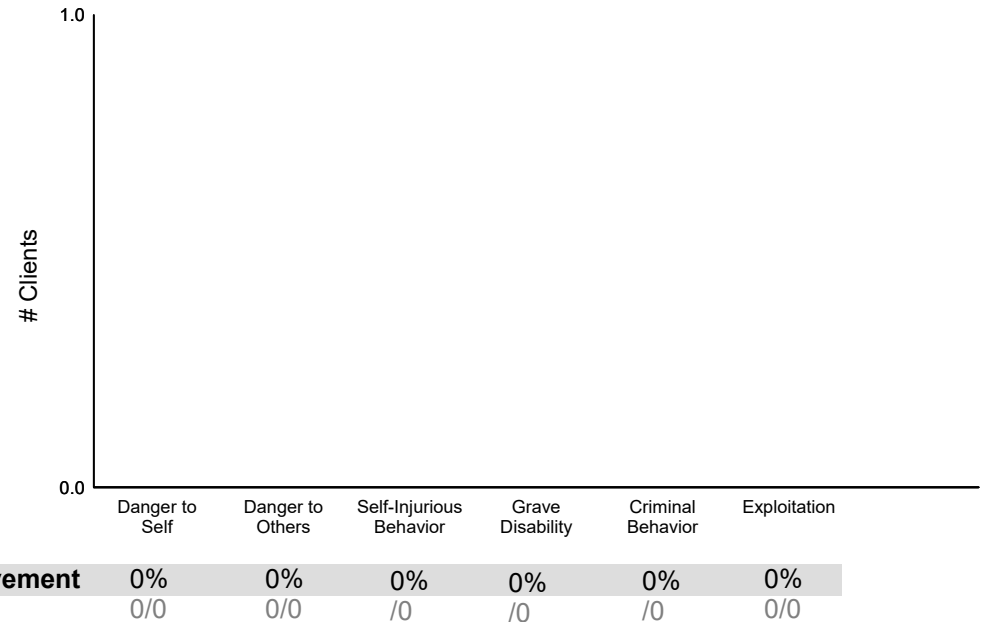
**Strengths**



**Life Domain Functioning**



**Risk Behaviors**



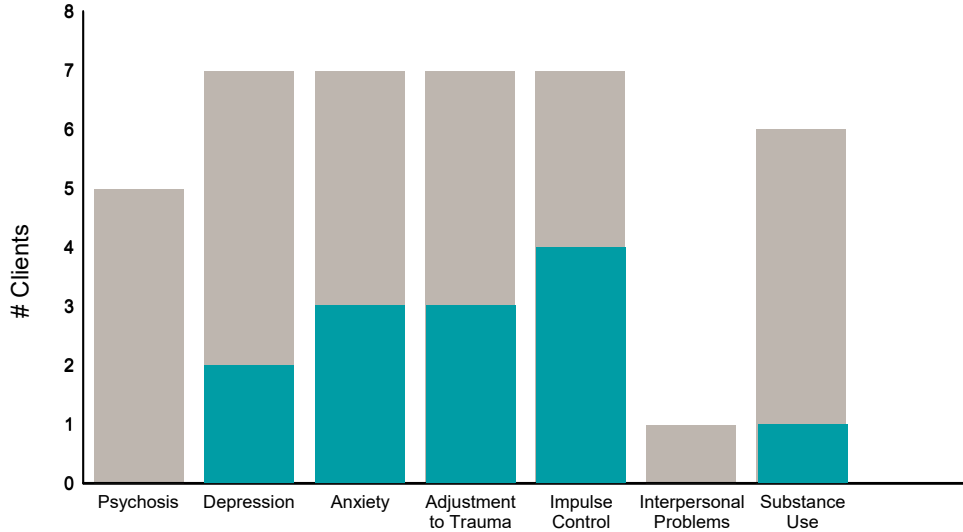
This report reflects data from 7/1/2020 - 6/30/2021

**FY20-21 Q4 Objective A.2 ANSA Outcomes Item-Level Report**  
**Seneca TAY Full Service P. (38CQFSP)**

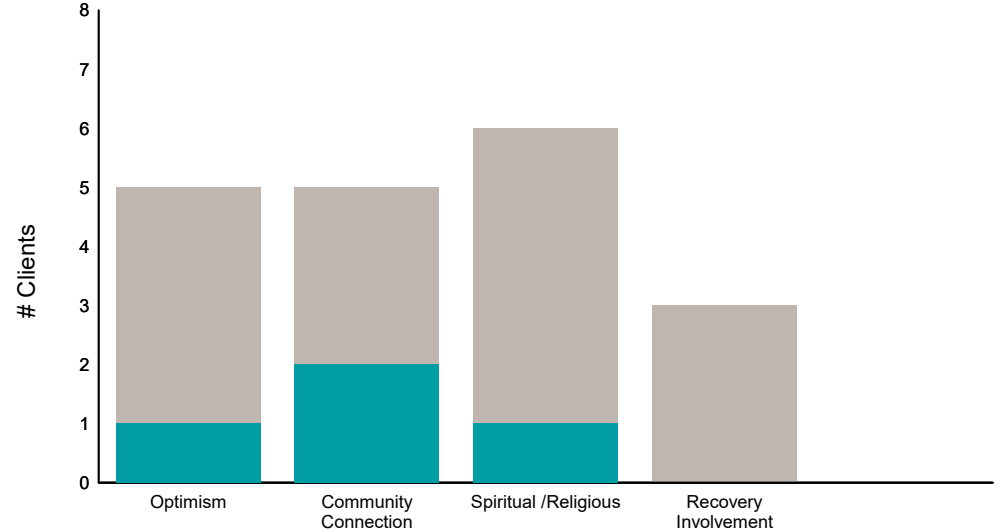
Didn't Improve
  Improved
 This report looks at current ANSAs to see how many clients improved on items rated 2 or 3 from the prior ANSA.

Num of episodes w/ min. 2 ANSAs: **8**      Average days between ANSAs: **282.3**      % clients improved on min. 30% of actionable items: **50% (= 4/8)**

**Behavioral Health Domain**

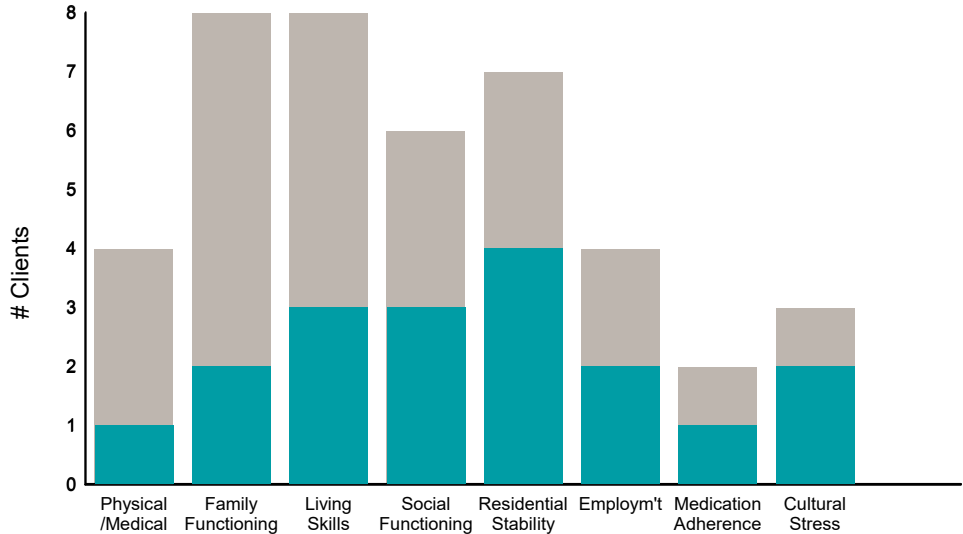


**Strengths**

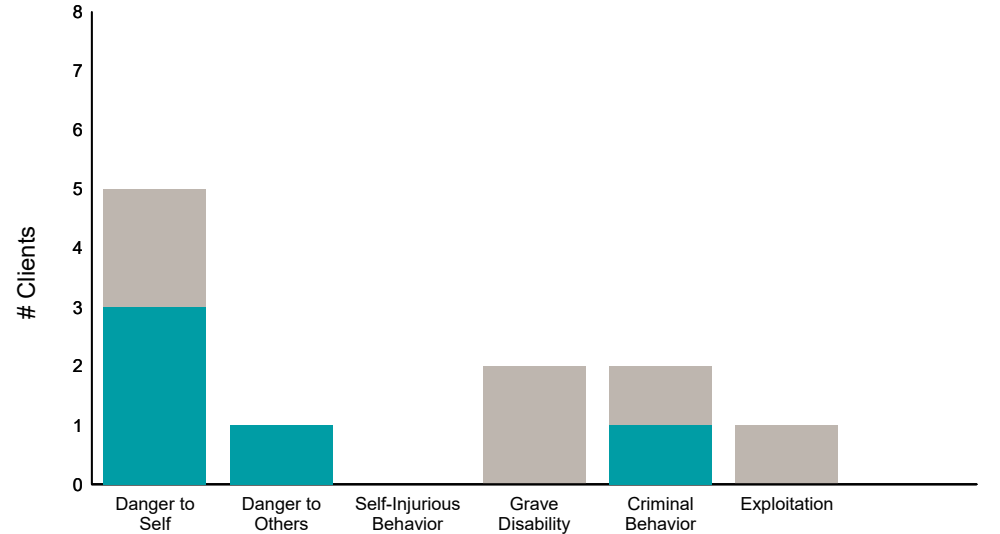


Item	% improvement
Psychosis	0% (0/5)
Depression	29% (2/7)
Anxiety	43% (3/7)
Adjustment to Trauma	43% (3/7)
Impulse Control	57% (4/7)
Interpersonal Problems	0% (0/1)
Substance Use	17% (1/6)

**Life Domain Functioning**



**Risk Behaviors**



Item	% improvement
Physical /Medical	25% (1/4)
Family Functioning	25% (2/8)
Living Skills	38% (3/8)
Social Functioning	50% (3/6)
Residential Stability	57% (4/7)
Employ'm't	50% (2/4)
Medication Adherence	50% (1/2)
Cultural Stress	67% (2/3)

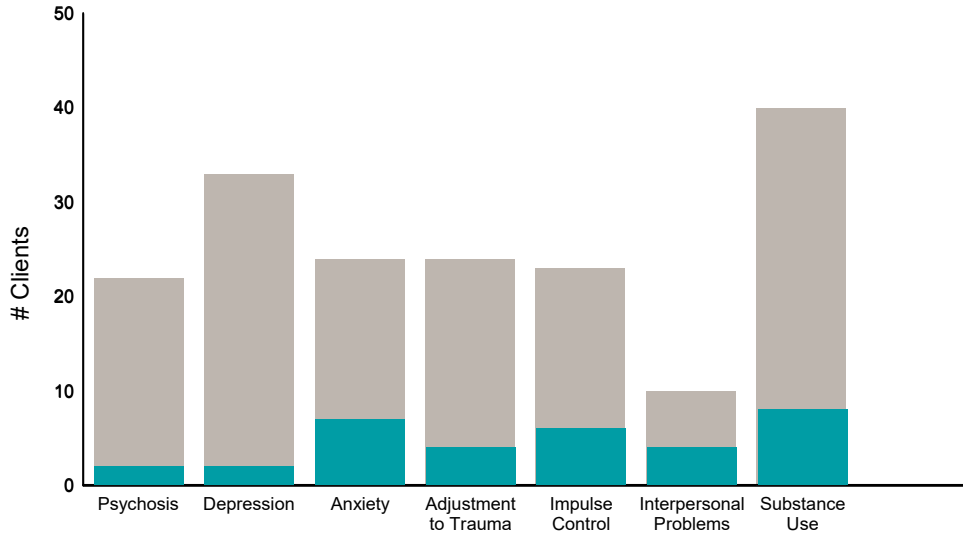
This report reflects data from 7/1/2020 - 6/30/2021

**FY20-21 Q4 Objective A.2 ANSA Outcomes Item-Level Report**  
**SF FIRST SOM McMillan ICM (38719A)**

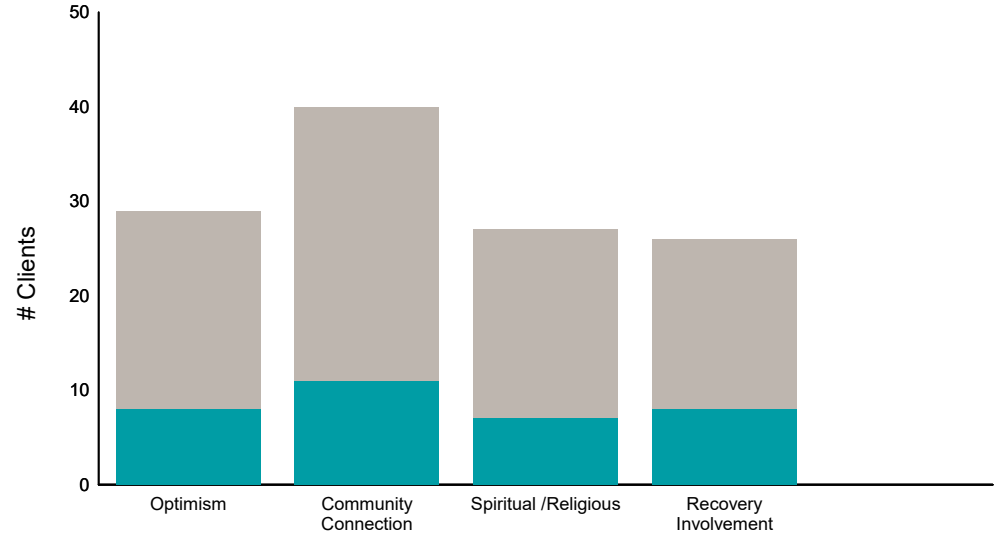
Didn't Improve
  Improved
 This report looks at current ANSAs to see how many clients improved on items rated 2 or 3 from the prior ANSA.

Num of episodes w/ min. 2 ANSAs: **48**      Average days between ANSAs: **388.3**      % clients improved on min. 30% of actionable items: **38% (= 18/48)**

**Behavioral Health Domain**

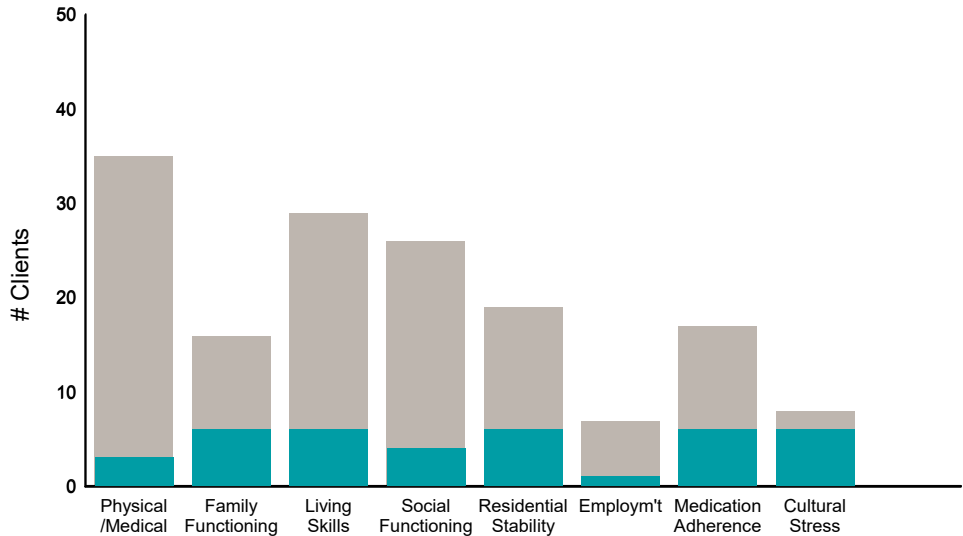


**Strengths**

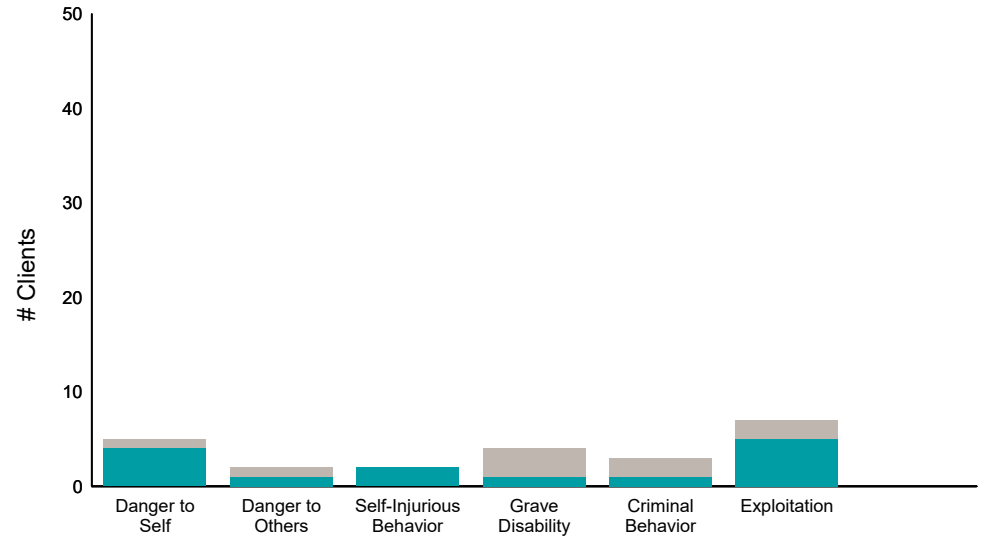


Item	% improvement
Psychosis	9% (2/22)
Depression	6% (2/33)
Anxiety	29% (7/24)
Adjustment to Trauma	17% (4/24)
Impulse Control	26% (6/23)
Interpersonal Problems	40% (4/10)
Substance Use	20% (8/40)
Optimism	28% (8/29)
Community Connection	28% (11/40)
Spiritual /Religious	26% (7/27)
Recovery Involvement	31% (8/26)

**Life Domain Functioning**



**Risk Behaviors**



Item	% improvement
Physical /Medical	9% (3/35)
Family Functioning	38% (6/16)
Living Skills	21% (6/29)
Social Functioning	15% (4/26)
Residential Stability	32% (6/19)
Employ'm't	14% (1/7)
Medication Adherence	35% (6/17)
Cultural Stress	75% (6/8)
Danger to Self	80% (4/5)
Danger to Others	50% (1/2)
Self-Injurious Behavior	100% (2/2)
Grave Disability	25% (1/4)
Criminal Behavior	33% (1/3)
Exploitation	71% (5/7)

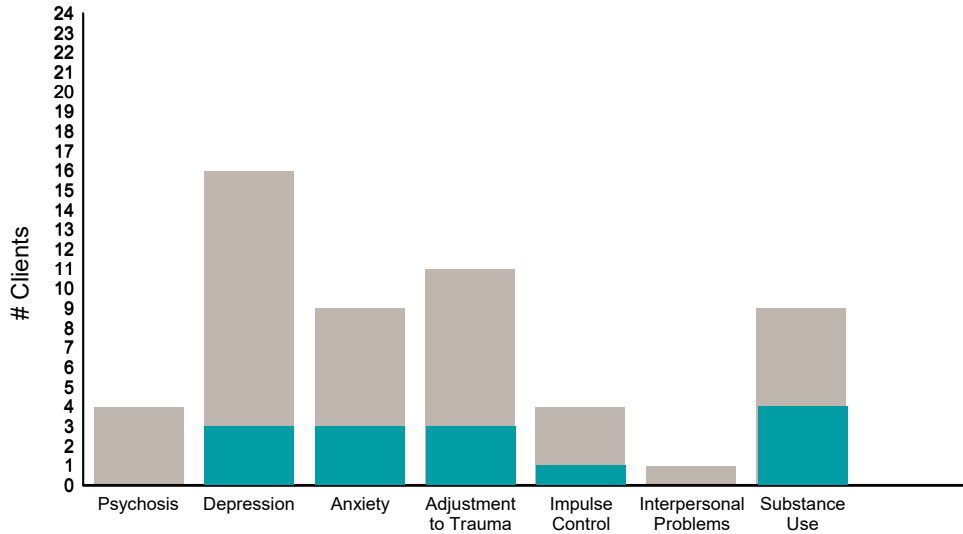
This report reflects data from 7/1/2020 - 6/30/2021

**FY20-21 Q4 Objective A.2 ANSA Outcomes Item-Level Report**  
**SF START (8961OP)**

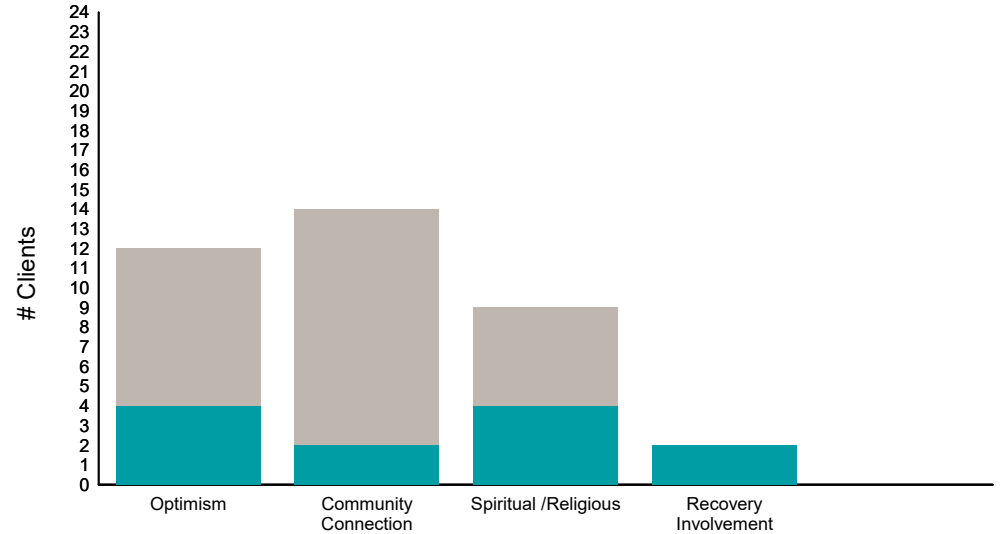
Didn't Improve
  Improved
 This report looks at current ANSAs to see how many clients improved on items rated 2 or 3 from the prior ANSA.

Num of episodes w/ min. 2 ANSAs: **24**      Average days between ANSAs: **206.7**      % clients improved on min. 30% of actionable items: **42% (= 10/24)**

**Behavioral Health Domain**

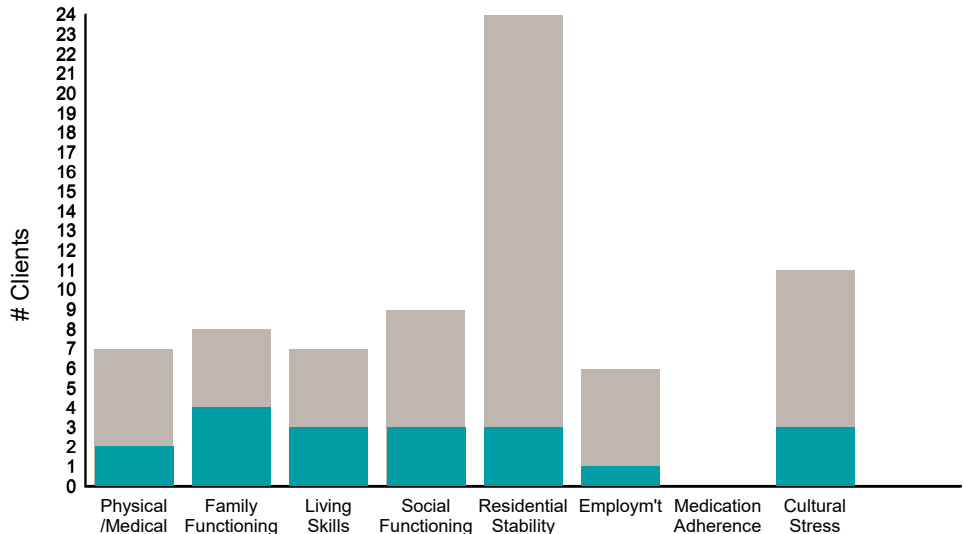


**Strengths**

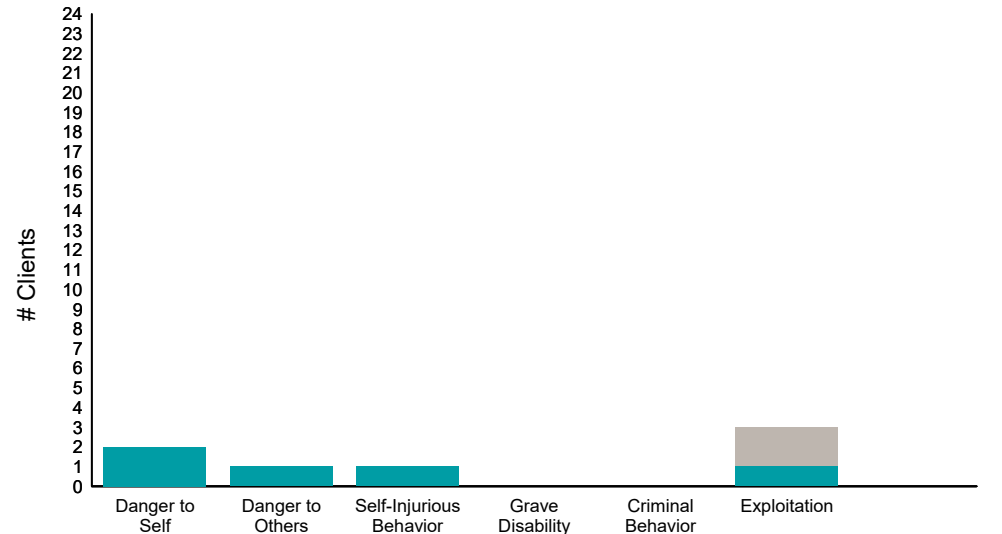


Item	% improvement
Psychosis	0% (0/4)
Depression	19% (3/16)
Anxiety	33% (3/9)
Adjustment to Trauma	27% (3/11)
Impulse Control	25% (1/4)
Interpersonal Problems	0% (0/1)
Substance Use	44% (4/9)
Optimism	33% (4/12)
Community Connection	14% (2/14)
Spiritual /Religious	44% (4/9)
Recovery Involvement	100% (2/2)

**Life Domain Functioning**



**Risk Behaviors**



Item	% improvement
Physical /Medical	29% (2/7)
Family Functioning	50% (4/8)
Living Skills	43% (3/7)
Social Functioning	33% (3/9)
Residential Stability	13% (3/24)
Employ'm't	17% (1/6)
Medication Adherence	0% (0/0)
Cultural Stress	27% (3/11)
Danger to Self	100% (2/2)
Danger to Others	100% (1/1)
Self-Injurious Behavior	100% (1/1)
Grave Disability	0% (0/0)
Criminal Behavior	0% (0/0)
Exploitation	33% (1/3)

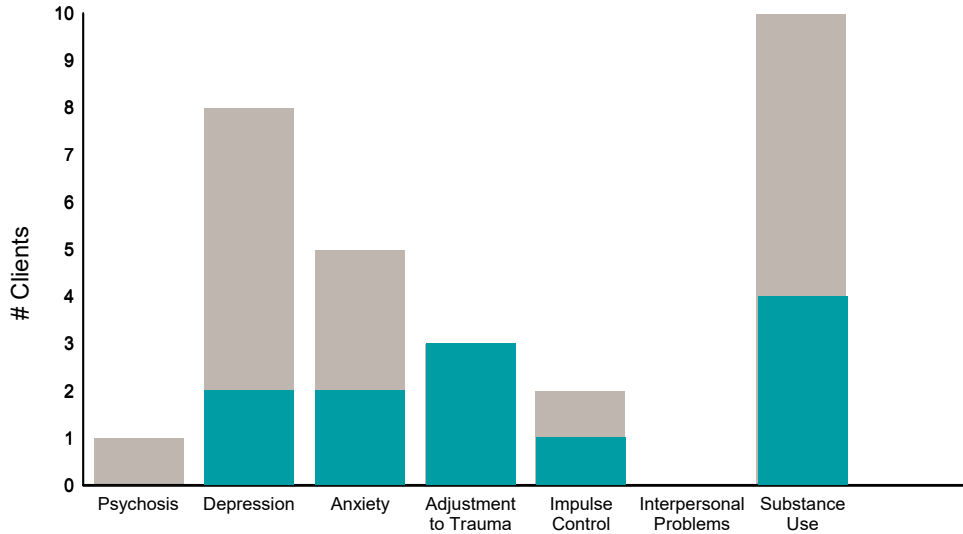
This report reflects data from 7/1/2020 - 6/30/2021

**FY20-21 Q4 Objective A.2 ANSA Outcomes Item-Level Report**  
**SFAF Stonewall MH OP (38HSOP)**

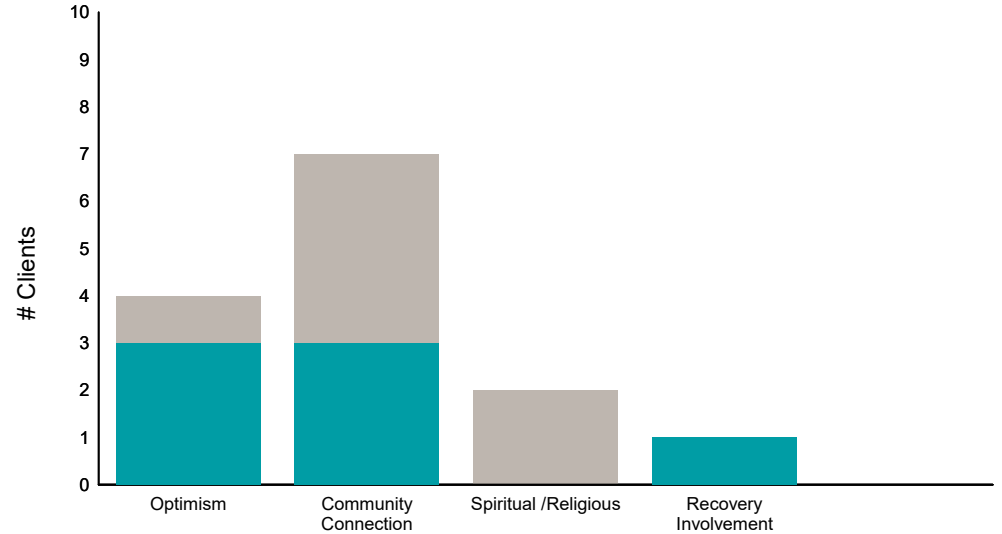
Didn't Improve
  Improved
 This report looks at current ANSAs to see how many clients improved on items rated 2 or 3 from the prior ANSA.

Num of episodes w/ min. 2 ANSAs: 10      Average days between ANSAs: 336.8      % clients improved on min. 30% of actionable items: **78% (= 7/9)**

**Behavioral Health Domain**

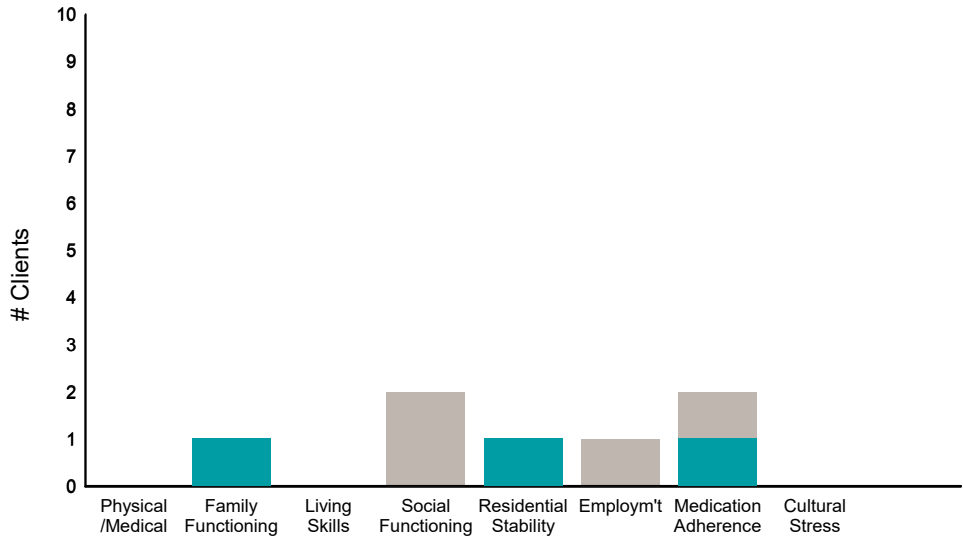


**Strengths**



Item	% improvement
Psychosis	0% (0/1)
Depression	25% (2/8)
Anxiety	40% (2/5)
Adjustment to Trauma	100% (3/3)
Impulse Control	50% (1/2)
Interpersonal Problems	0% (0/0)
Substance Use	40% (4/10)
Optimism	75% (3/4)
Community Connection	43% (3/7)
Spiritual /Religious	0% (0/2)
Recovery Involvement	100% (1/1)

**Life Domain Functioning**



**Risk Behaviors**



Item	% improvement
Physical /Medical	0% (0/0)
Family Functioning	100% (1/1)
Living Skills	0% (0/0)
Social Functioning	0% (0/2)
Residential Stability	100% (1/1)
Employm't	0% (0/1)
Medication Adherence	50% (1/2)
Cultural Stress	0% (0/0)
Danger to Self	100% (1/1)
Danger to Others	0% (0/0)
Self-Injurious Behavior	0% (0/0)
Grave Disability	0% (0/0)
Criminal Behavior	0% (0/0)
Exploitation	0% (0/0)

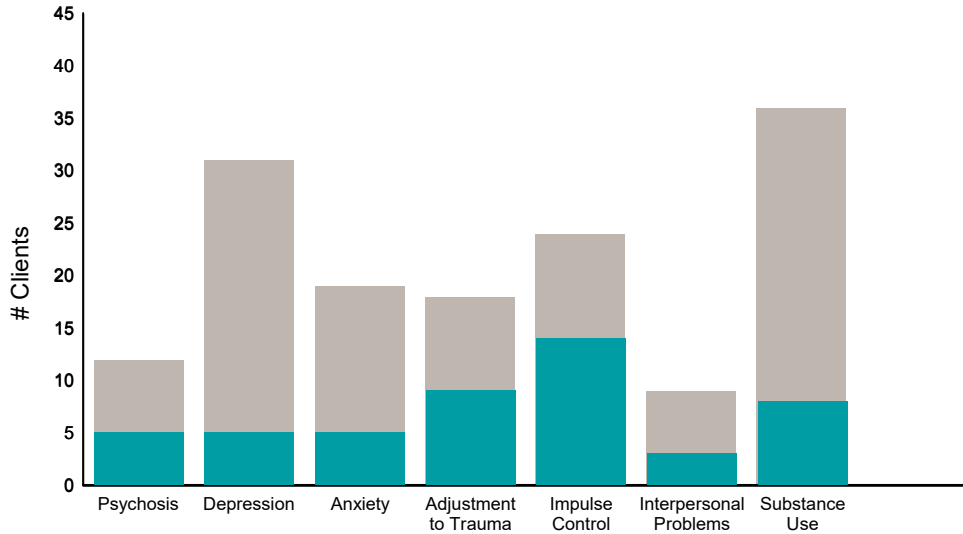
This report reflects data from 7/1/2020 - 6/30/2021

**FY20-21 Q4 Objective A.2 ANSA Outcomes Item-Level Report**  
**SFGH Emergency Dept CM (38JVOP)**

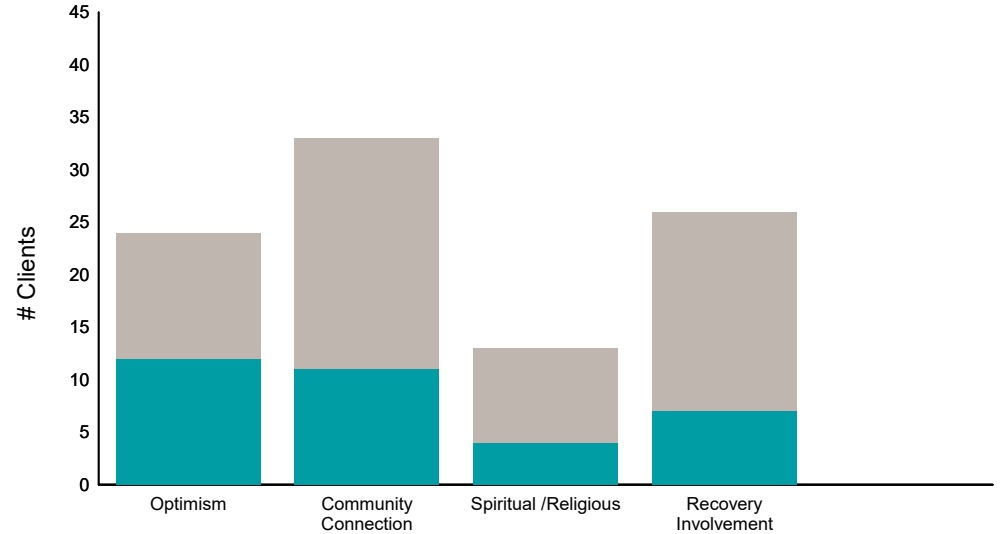
Didn't Improve
  Improved
 This report looks at current ANSAs to see how many clients improved on items rated 2 or 3 from the prior ANSA.

Num of episodes w/ min. 2 ANSAs: 42      Average days between ANSAs: 244.1      % clients improved on min. 30% of actionable items: **45% (= 19/42)**

**Behavioral Health Domain**

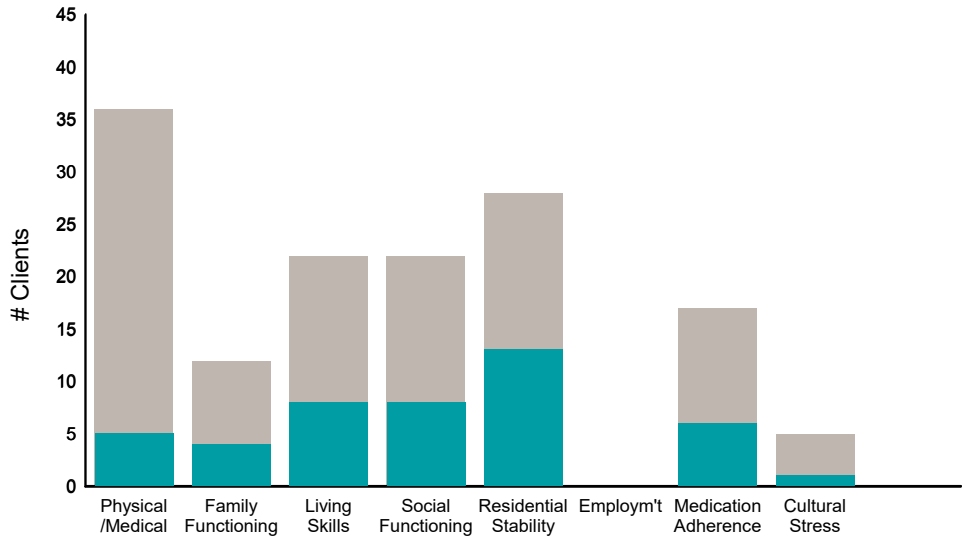


**Strengths**

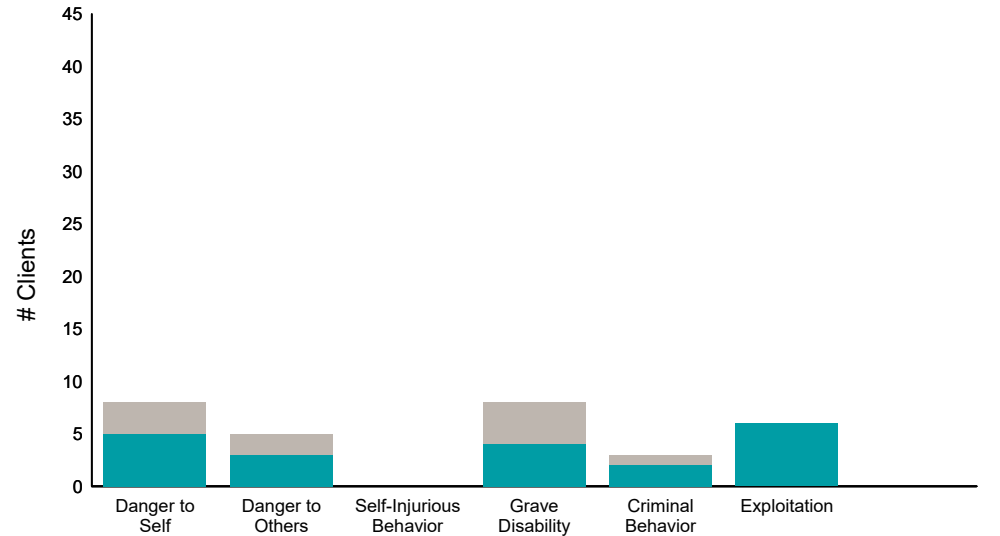


Item	% improvement
Psychosis	42% (5/12)
Depression	16% (5/31)
Anxiety	26% (5/19)
Adjustment to Trauma	50% (9/18)
Impulse Control	58% (14/24)
Interpersonal Problems	33% (3/9)
Substance Use	22% (8/36)
Optimism	50% (12/24)
Community Connection	33% (11/33)
Spiritual /Religious	31% (4/13)
Recovery Involvement	27% (7/26)

**Life Domain Functioning**



**Risk Behaviors**



Item	% improvement
Physical /Medical	14% (5/36)
Family Functioning	33% (4/12)
Living Skills	36% (8/22)
Social Functioning	36% (8/22)
Residential Stability	46% (13/28)
Employment	0% (0/0)
Medication Adherence	35% (6/17)
Cultural Stress	20% (1/5)
Danger to Self	63% (5/8)
Danger to Others	60% (3/5)
Self-Injurious Behavior	0% (0/0)
Grave Disability	50% (4/8)
Criminal Behavior	67% (2/3)
Exploitation	100% (6/6)

This report reflects data from 7/1/2020 - 6/30/2021

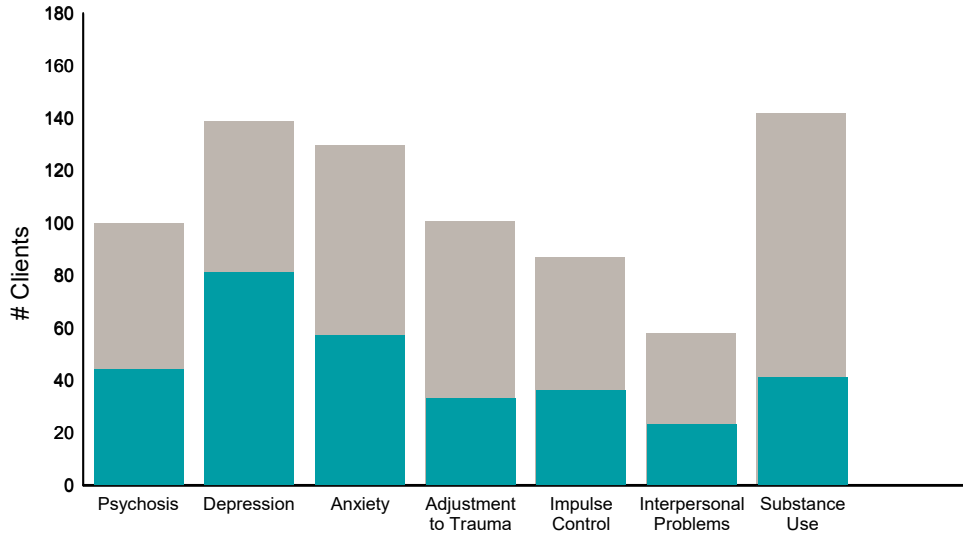


**FY20-21 Q4 Objective A.2 ANSA Outcomes Item-Level Report**  
**Shrader House Crisis RES PROG (89661)**

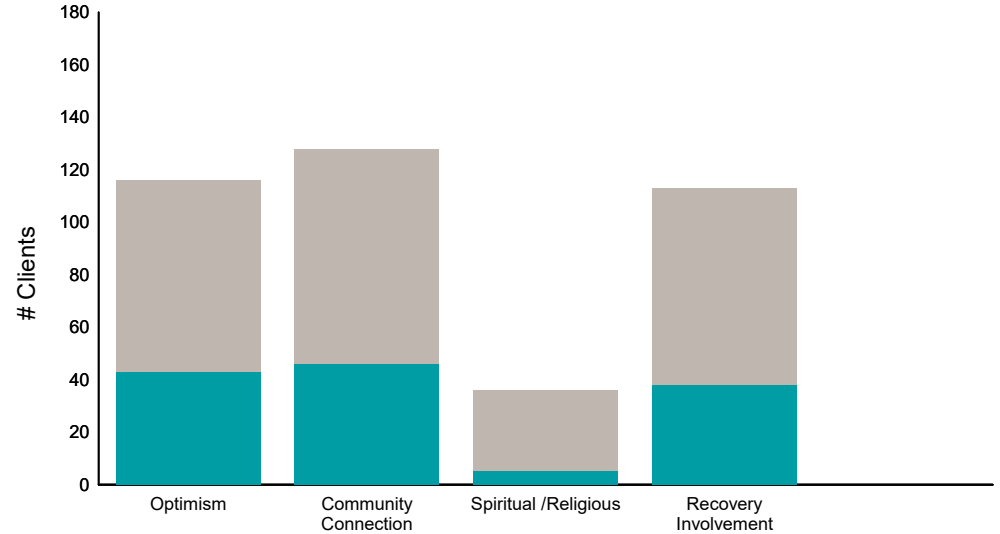
Didn't Improve
  Improved
 This report looks at current ANSAs to see how many clients improved on items rated 2 or 3 from the prior ANSA.

Num of episodes w/ min. 2 ANSAs: 166      Average days between ANSAs: 14.5      % clients improved on min. 30% of actionable items: **54% (= 90/166)**

**Behavioral Health Domain**

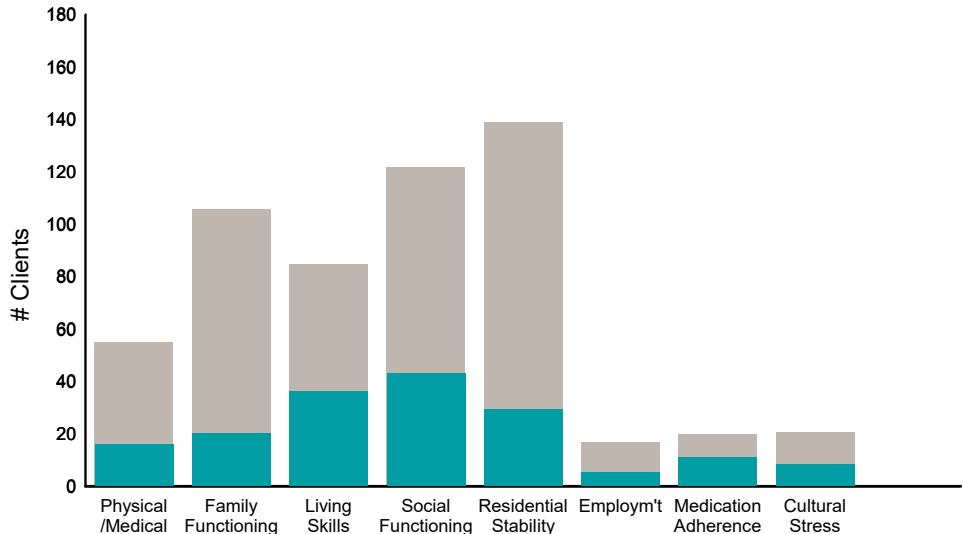


**Strengths**

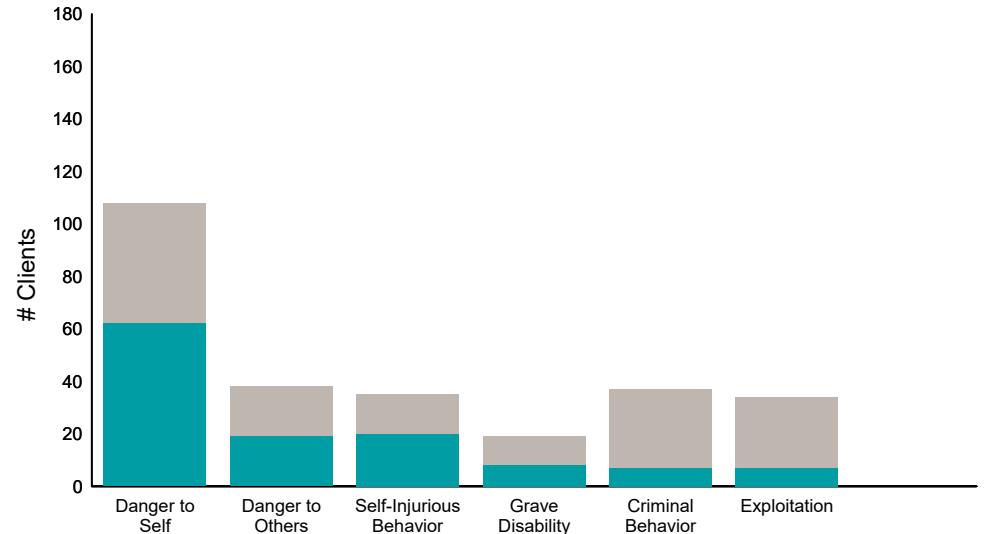


Item	% improvement
Psychosis	44% (44/100)
Depression	58% (81/139)
Anxiety	44% (57/130)
Adjustment to Trauma	33% (33/101)
Impulse Control	41% (36/87)
Interpersonal Problems	40% (23/58)
Substance Use	29% (41/142)
Optimism	37% (43/116)
Community Connection	36% (46/128)
Spiritual /Religious	14% (5/36)
Recovery Involvement	34% (38/113)

**Life Domain Functioning**



**Risk Behaviors**



Item	% improvement
Physical /Medical	29% (16/55)
Family Functioning	19% (20/106)
Living Skills	42% (36/85)
Social Functioning	35% (43/122)
Residential Stability	21% (29/139)
Employ'm't	29% (5/17)
Medication Adherence	55% (11/20)
Cultural Stress	38% (8/21)
Danger to Self	57% (62/108)
Danger to Others	50% (19/38)
Self-Injurious Behavior	57% (20/35)
Grave Disability	42% (8/19)
Criminal Behavior	19% (7/37)
Exploitation	21% (7/34)

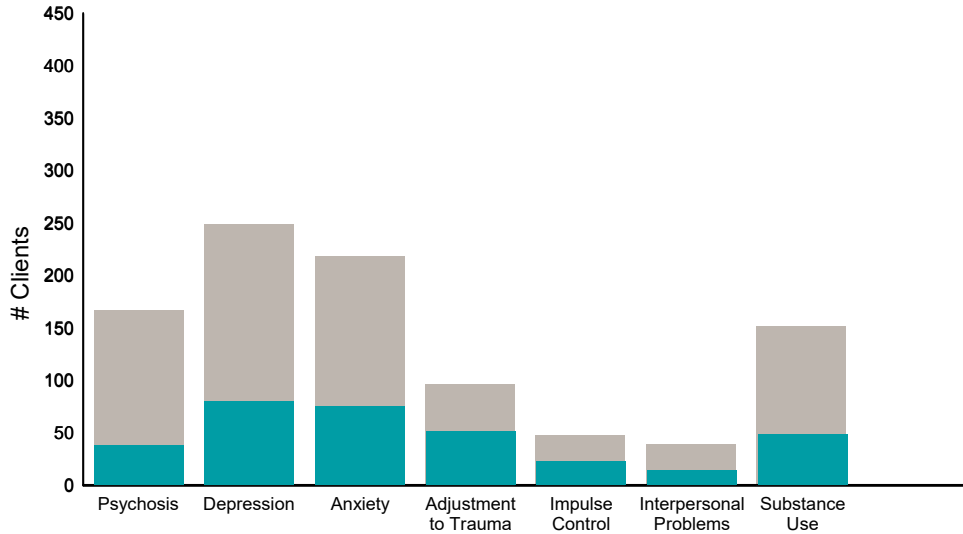
This report reflects data from 7/1/2020 - 6/30/2021

**FY20-21 Q4 Objective A.2 ANSA Outcomes Item-Level Report**  
**South of Market Outpatient (38719)**

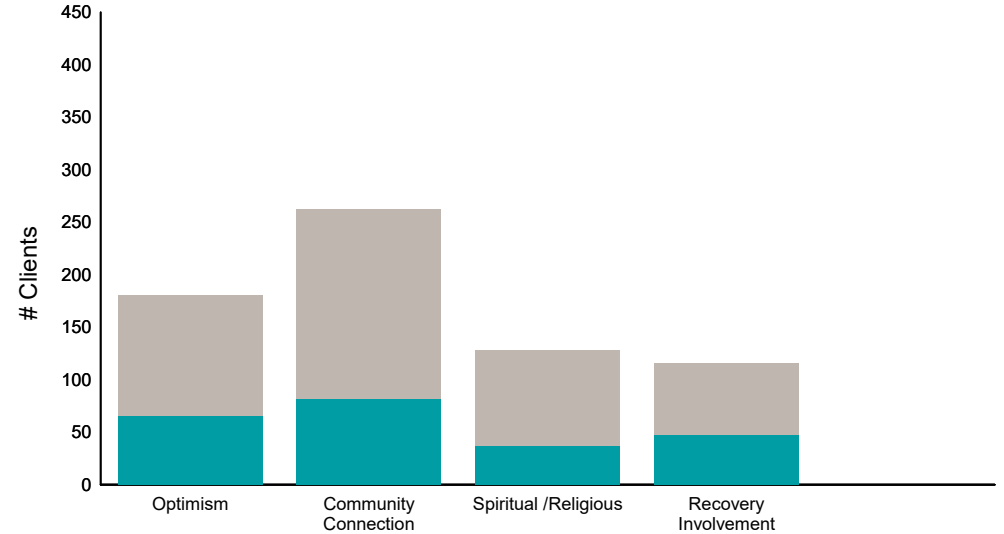
Didn't Improve
  Improved
 This report looks at current ANSAs to see how many clients improved on items rated 2 or 3 from the prior ANSA.

Num of episodes w/ min. 2 ANSAs: 406      Average days between ANSAs: 401.9      % clients improved on min. 30% of actionable items: **56% (= 212/378)**

**Behavioral Health Domain**

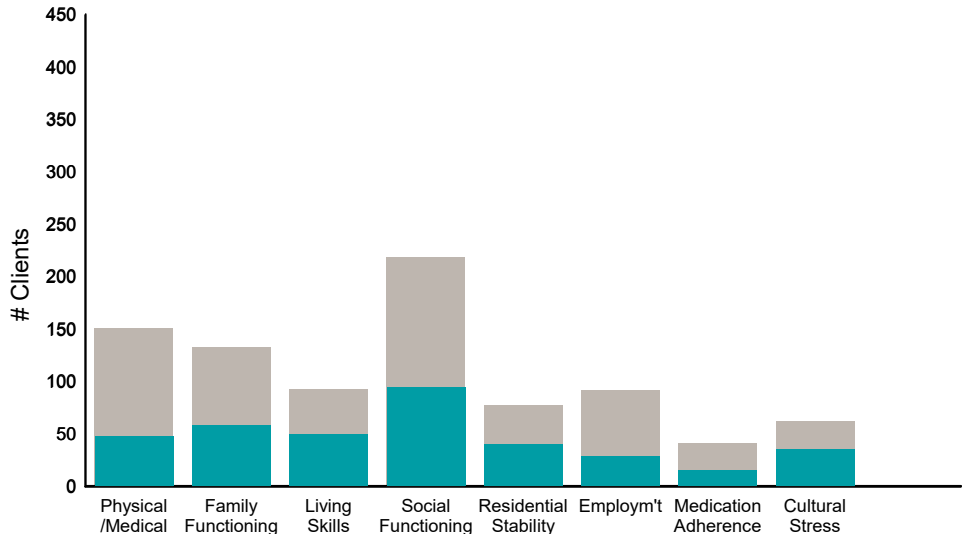


**Strengths**

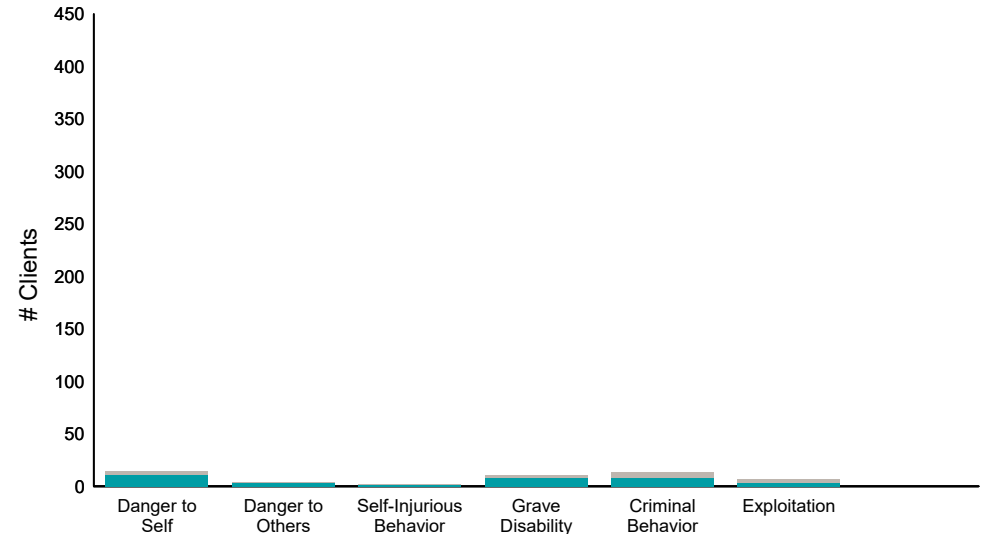


Item	% improvement	Item	% improvement
Psychosis	23%	Optimism	36%
Depression	32%	Community Connection	31%
Anxiety	34%	Spiritual /Religious	29%
Adjustment to Trauma	53%	Recovery Involvement	41%
Impulse Control	46%		
Interpersonal Problems	35%		
Substance Use	32%		

**Life Domain Functioning**



**Risk Behaviors**



Item	% improvement	Item	% improvement
Physical /Medical	31%	Danger to Self	79%
Family Functioning	44%	Danger to Others	75%
Living Skills	53%	Self-Injurious Behavior	50%
Social Functioning	43%	Grave Disability	73%
Residential Stability	51%	Criminal Behavior	62%
Employ'm't	30%	Exploitation	43%
Medication Adherence	36%		
Cultural Stress	56%		

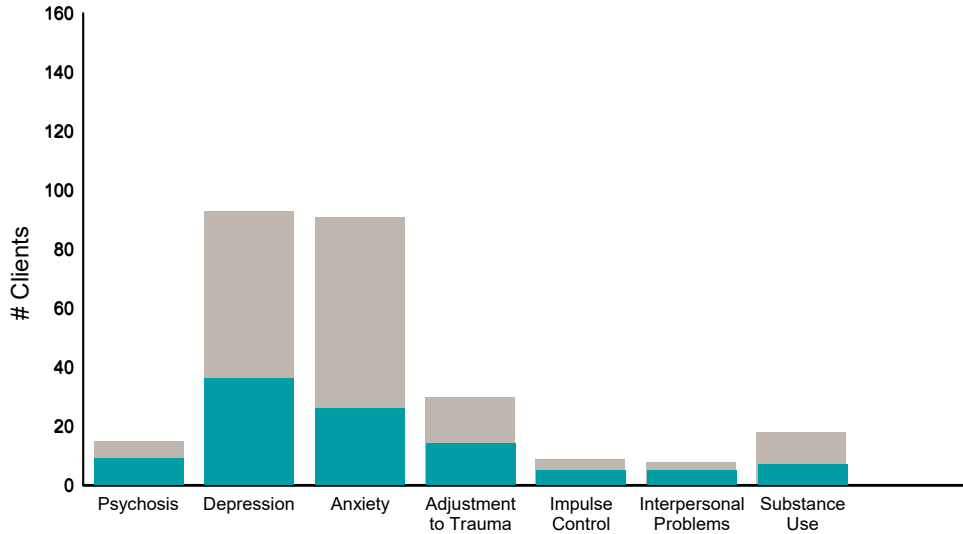
This report reflects data from 7/1/2020 - 6/30/2021

**FY20-21 Q4 Objective A.2 ANSA Outcomes Item-Level Report**  
**Southeast Mission Geriatric-OP (38483)**

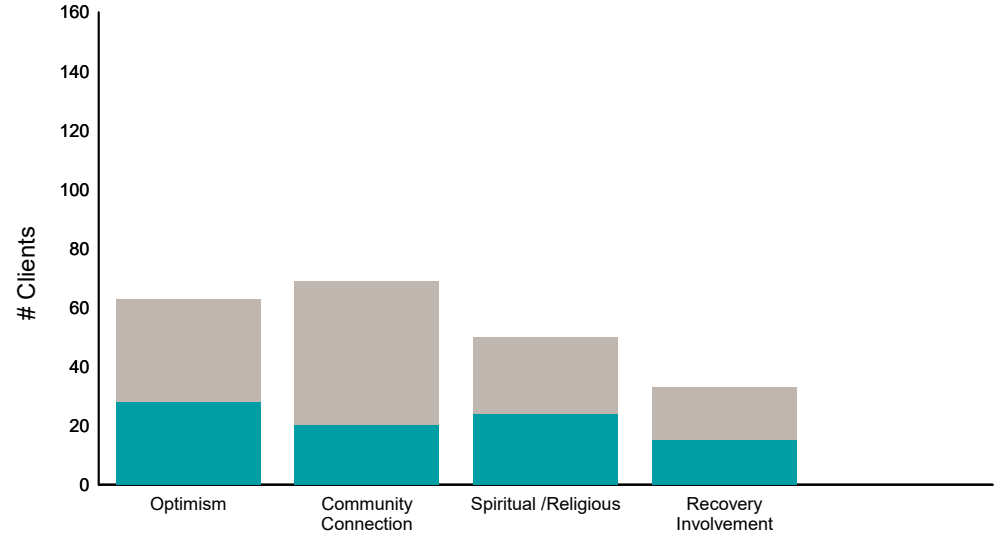
Didn't Improve
  Improved
 This report looks at current ANSAs to see how many clients improved on items rated 2 or 3 from the prior ANSA.

Num of episodes w/ min. 2 ANSAs: 160      Average days between ANSAs: 314.9      % clients improved on min. 30% of actionable items: **68% (= 95/140)**

**Behavioral Health Domain**

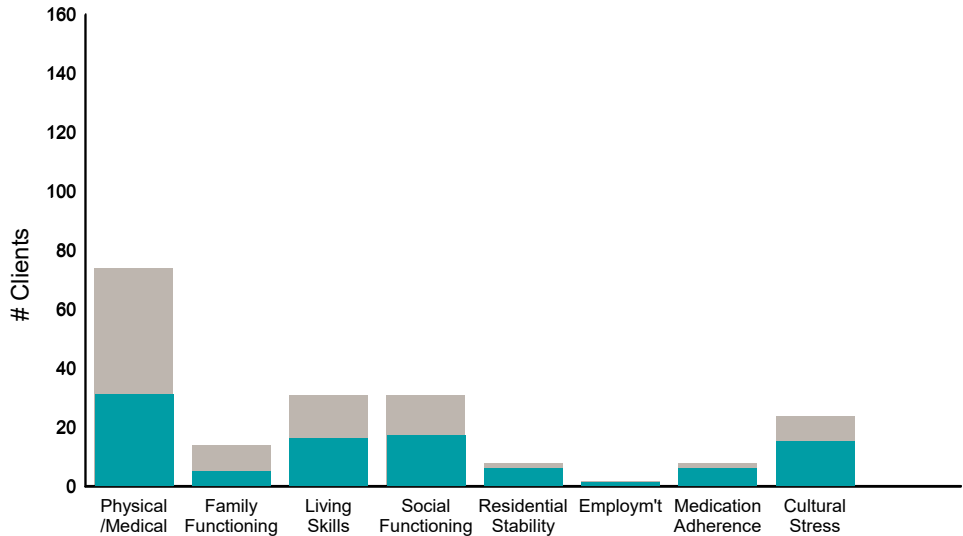


**Strengths**



Item	% improvement
Psychosis	60% (9/15)
Depression	39% (36/93)
Anxiety	29% (26/91)
Adjustment to Trauma	47% (14/30)
Impulse Control	56% (5/9)
Interpersonal Problems	63% (5/8)
Substance Use	39% (7/18)
Optimism	44% (28/63)
Community Connection	29% (20/69)
Spiritual /Religious	48% (24/50)
Recovery Involvement	45% (15/33)

**Life Domain Functioning**



**Risk Behaviors**



Item	% improvement
Physical /Medical	42% (31/74)
Family Functioning	36% (5/14)
Living Skills	52% (16/31)
Social Functioning	55% (17/31)
Residential Stability	75% (6/8)
Employ'm't	50% (1/2)
Medication Adherence	75% (6/8)
Cultural Stress	63% (15/24)
Danger to Self	0% (0/0)
Danger to Others	0% (0/0)
Self-Injurious Behavior	0% (0/0)
Grave Disability	0% (0/0)
Criminal Behavior	0% (0/0)
Exploitation	0% (0/0)

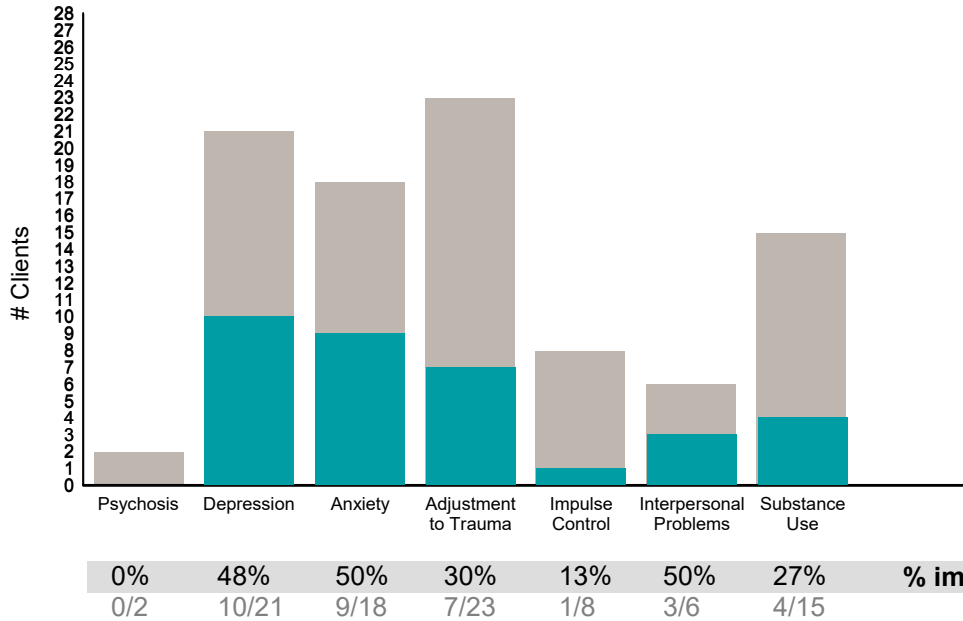
This report reflects data from 7/1/2020 - 6/30/2021

**FY20-21 Q4 Objective A.2 ANSA Outcomes Item-Level Report**  
**St James Infirmary MHS (38KFOP)**

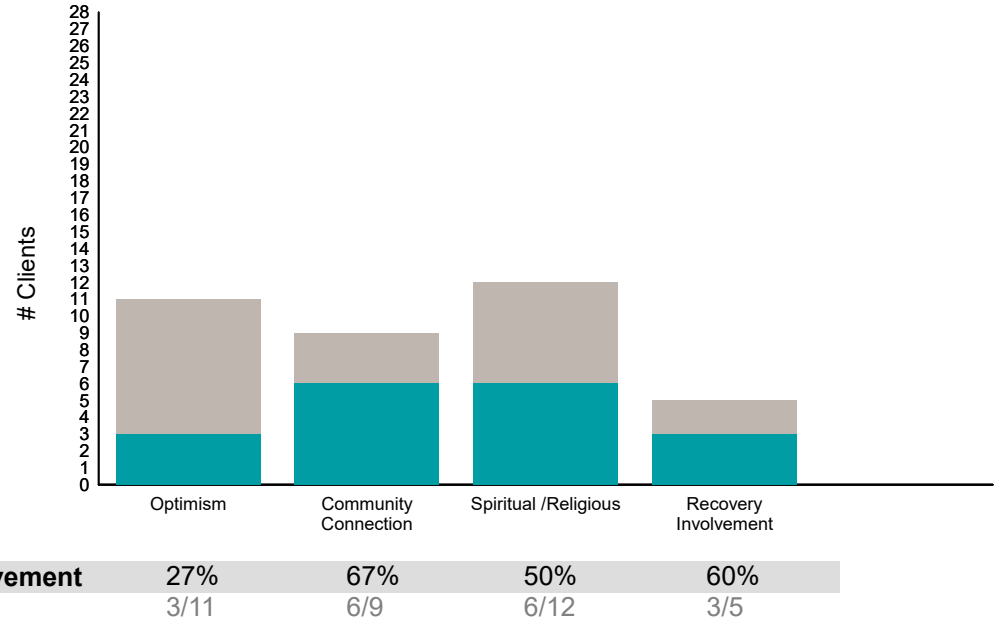
Didn't Improve
  Improved
 This report looks at current ANSAs to see how many clients improved on items rated 2 or 3 from the prior ANSA.

Num of episodes w/ min. 2 ANSAs: 25      Average days between ANSAs: 276.4      % clients improved on min. 30% of actionable items: **64% (= 16/25)**

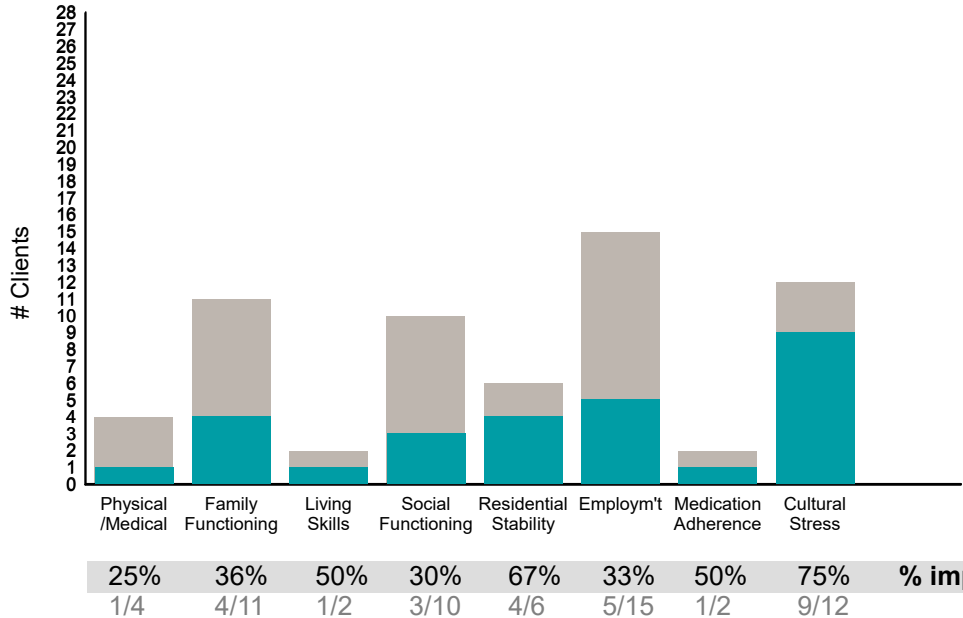
**Behavioral Health Domain**



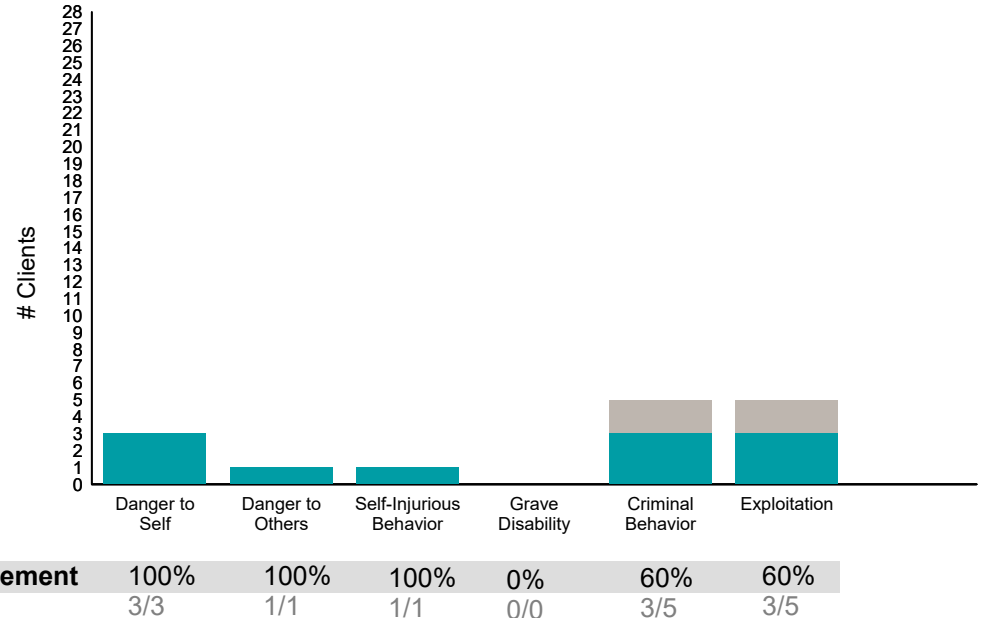
**Strengths**



**Life Domain Functioning**



**Risk Behaviors**



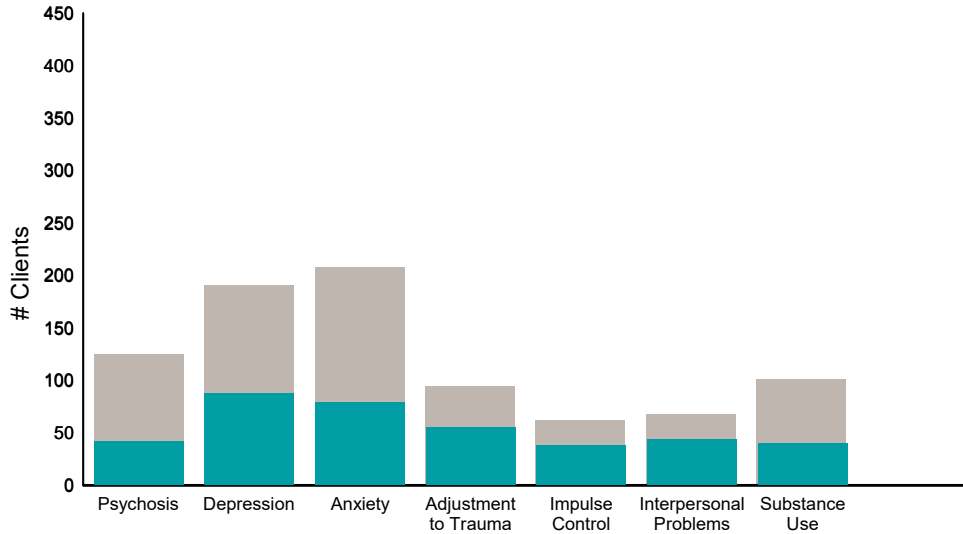
This report reflects data from 7/1/2020 - 6/30/2021

**FY20-21 Q4 Objective A.2 ANSA Outcomes Item-Level Report**  
**Sunset Mental Health OP (38823)**

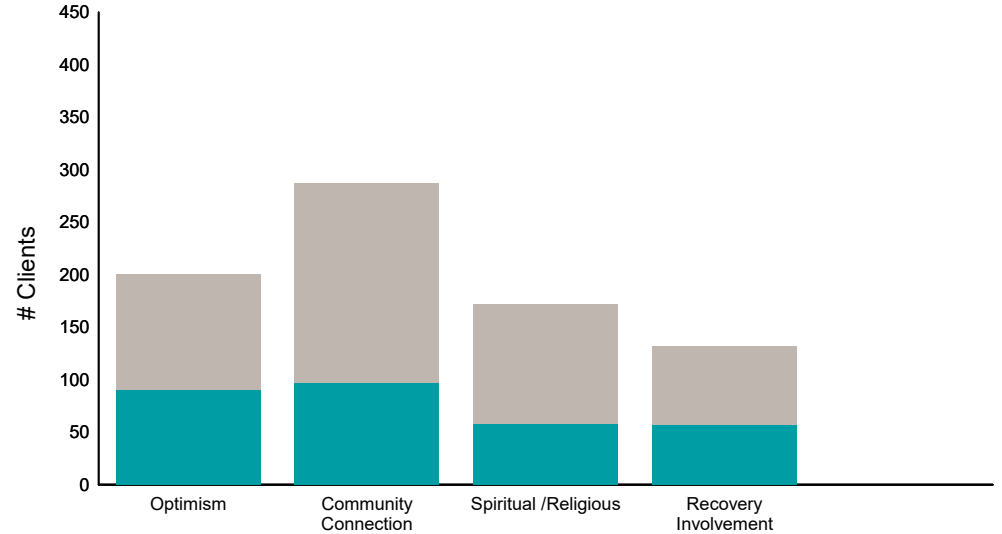
Didn't Improve
  Improved
 This report looks at current ANSAs to see how many clients improved on items rated 2 or 3 from the prior ANSA.

Num of episodes w/ min. 2 ANSAs: 409      Average days between ANSAs: 362.4      % clients improved on min. 30% of actionable items: **56% (= 221/393)**

**Behavioral Health Domain**

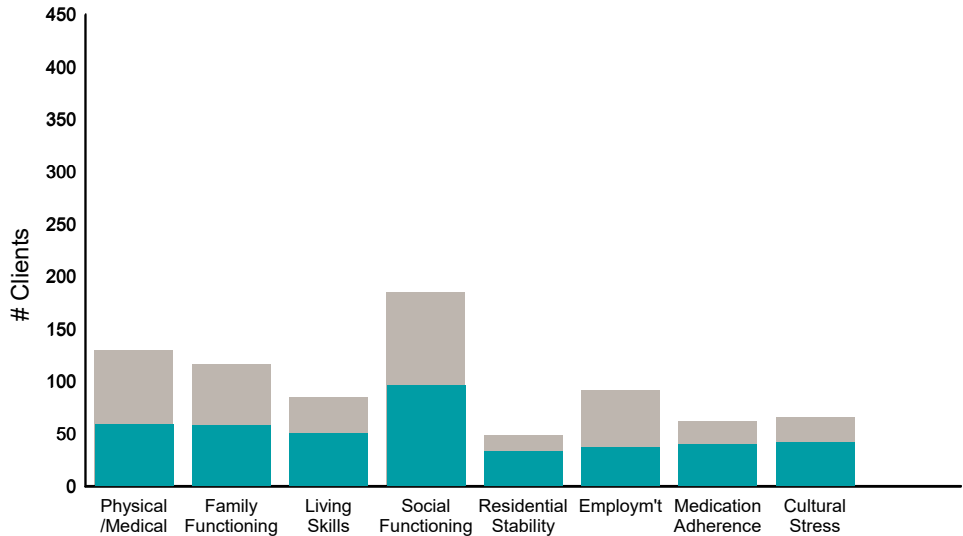


**Strengths**

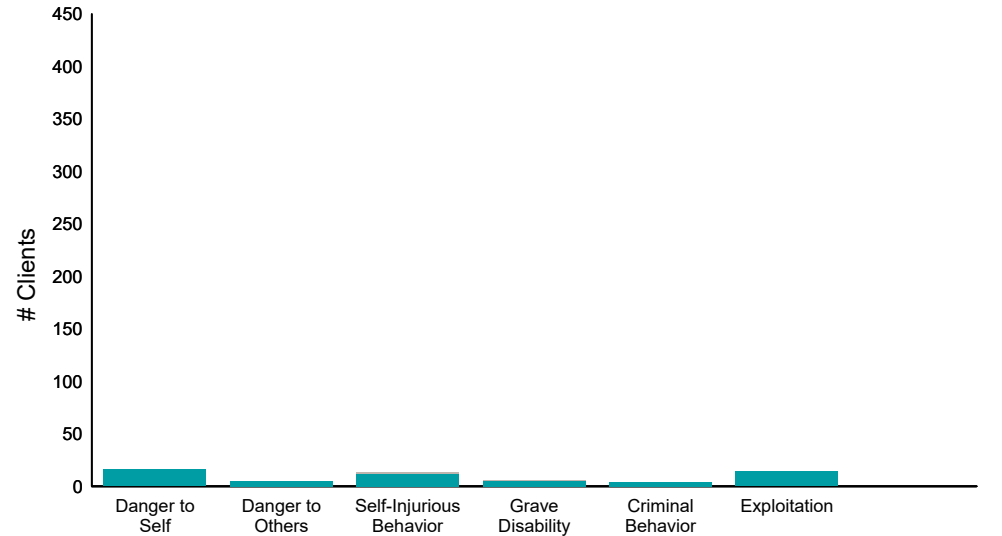


Item	% improvement
Psychosis	34%
Depression	46%
Anxiety	38%
Adjustment to Trauma	58%
Impulse Control	60%
Interpersonal Problems	63%
Substance Use	39%
Optimism	45%
Community Connection	34%
Spiritual /Religious	34%
Recovery Involvement	43%

**Life Domain Functioning**



**Risk Behaviors**



Item	% improvement
Physical /Medical	45%
Family Functioning	50%
Living Skills	59%
Social Functioning	52%
Residential Stability	67%
Employ'm't	40%
Medication Adherence	63%
Cultural Stress	62%
Danger to Self	100%
Danger to Others	100%
Self-Injurious Behavior	92%
Grave Disability	83%
Criminal Behavior	100%
Exploitation	100%

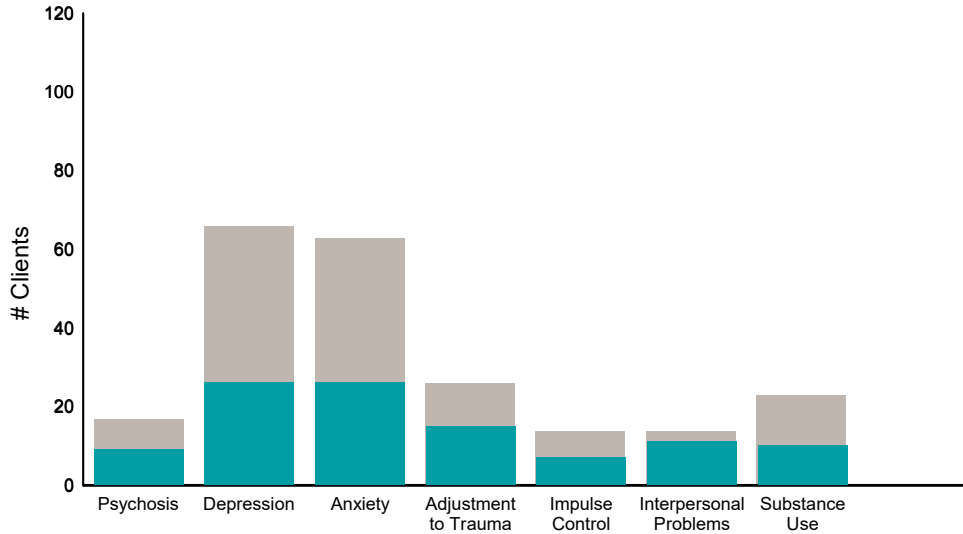
This report reflects data from 7/1/2020 - 6/30/2021

**FY20-21 Q4 Objective A.2 ANSA Outcomes Item-Level Report**  
**Sunset Mental Health Team II (3819OP)**

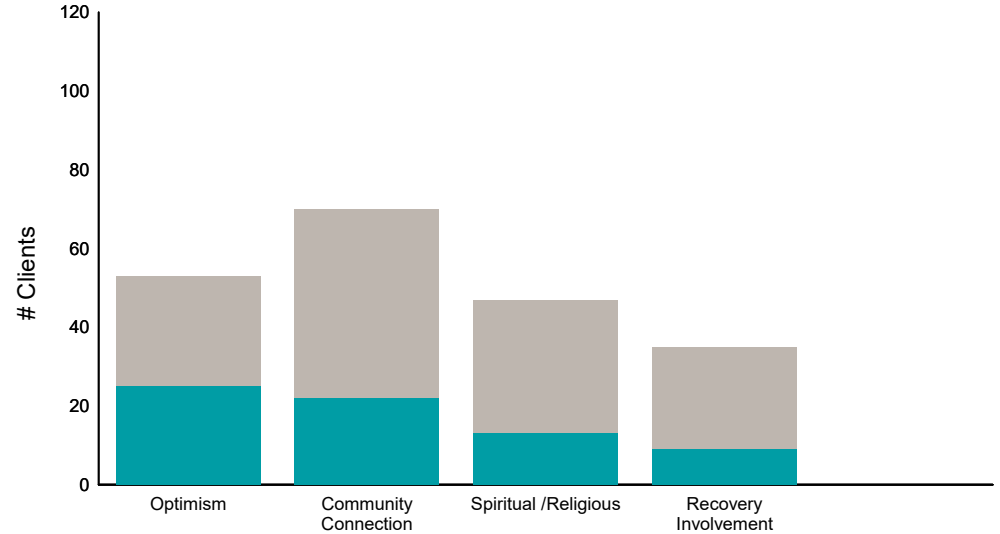
Didn't Improve
  Improved
 This report looks at current ANSAs to see how many clients improved on items rated 2 or 3 from the prior ANSA.

Num of episodes w/ min. 2 ANSAs: 108      Average days between ANSAs: 341.6      % clients improved on min. 30% of actionable items: **58% (= 61/106)**

**Behavioral Health Domain**

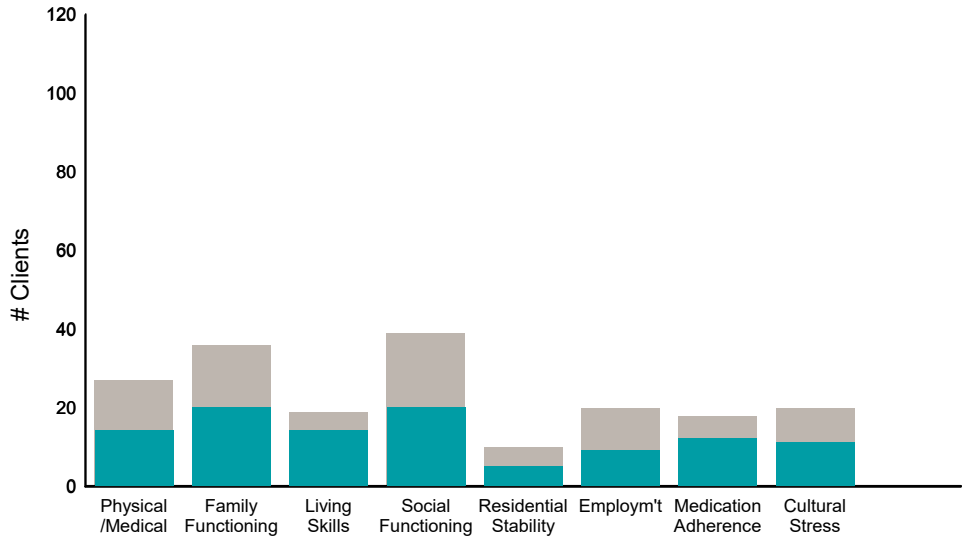


**Strengths**

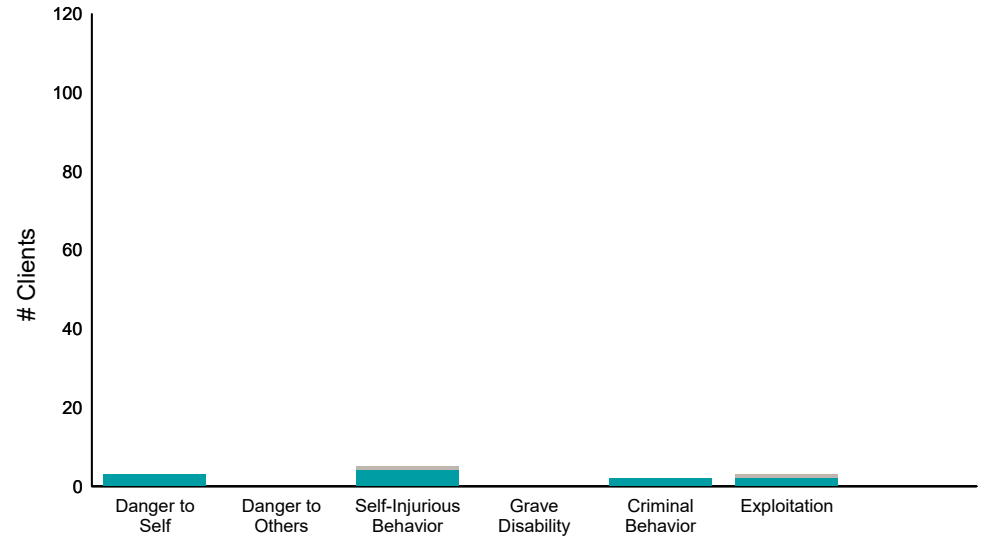


Item	% improvement
Psychosis	53% (9/17)
Depression	39% (26/66)
Anxiety	41% (26/63)
Adjustment to Trauma	58% (15/26)
Impulse Control	50% (7/14)
Interpersonal Problems	79% (11/14)
Substance Use	43% (10/23)
Optimism	47% (25/53)
Community Connection	31% (22/70)
Spiritual /Religious	28% (13/47)
Recovery Involvement	26% (9/35)

**Life Domain Functioning**



**Risk Behaviors**



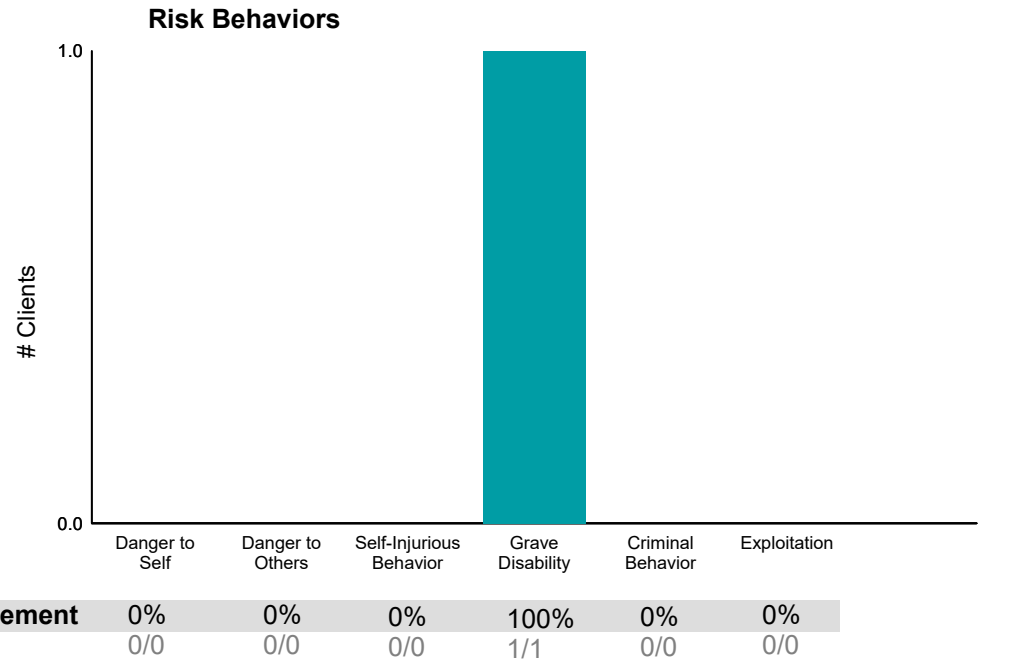
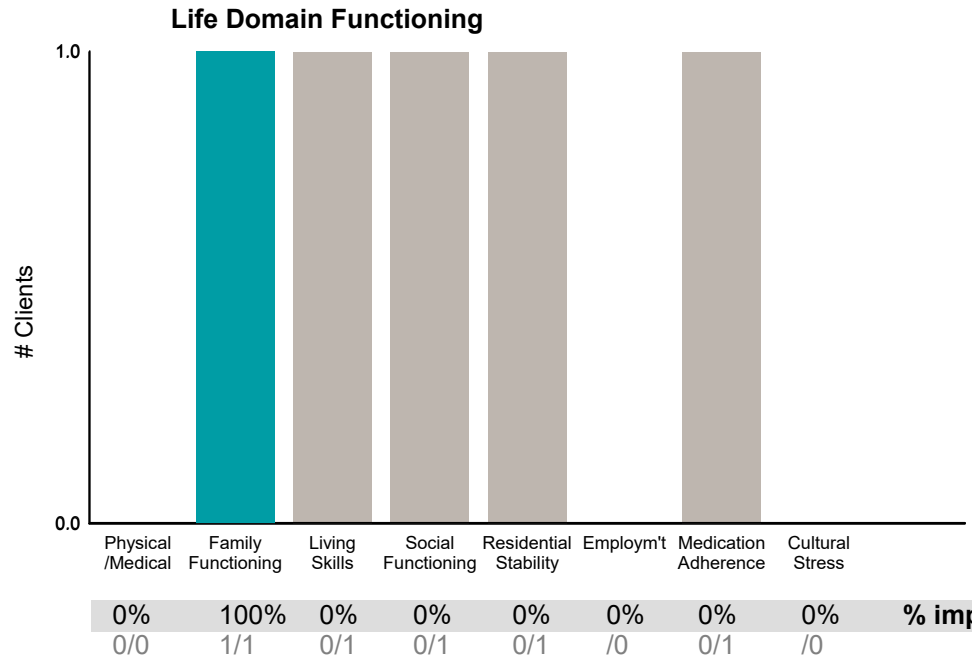
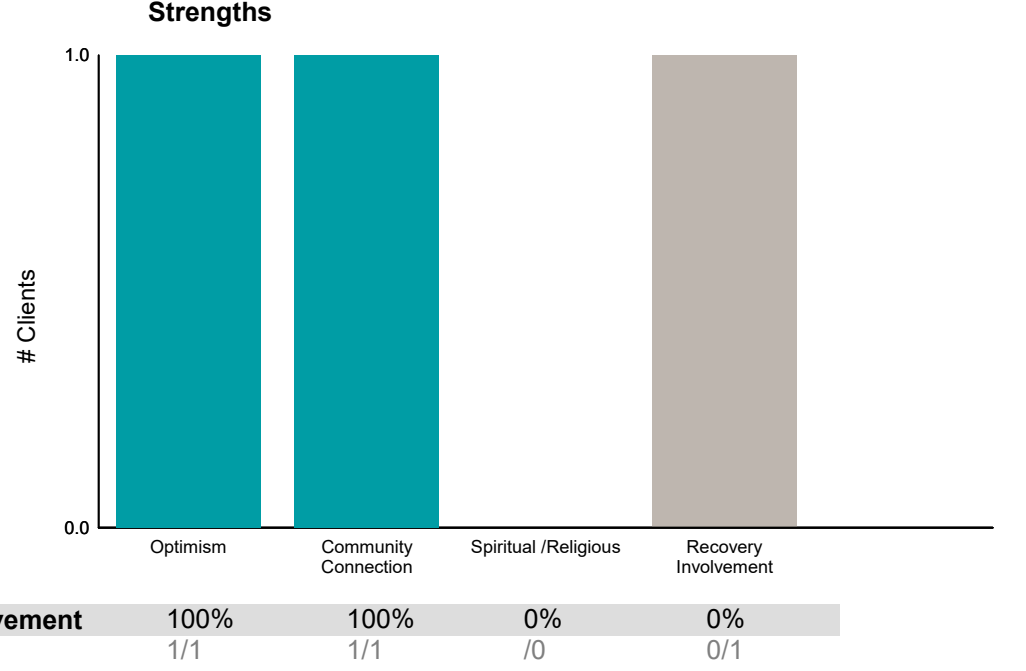
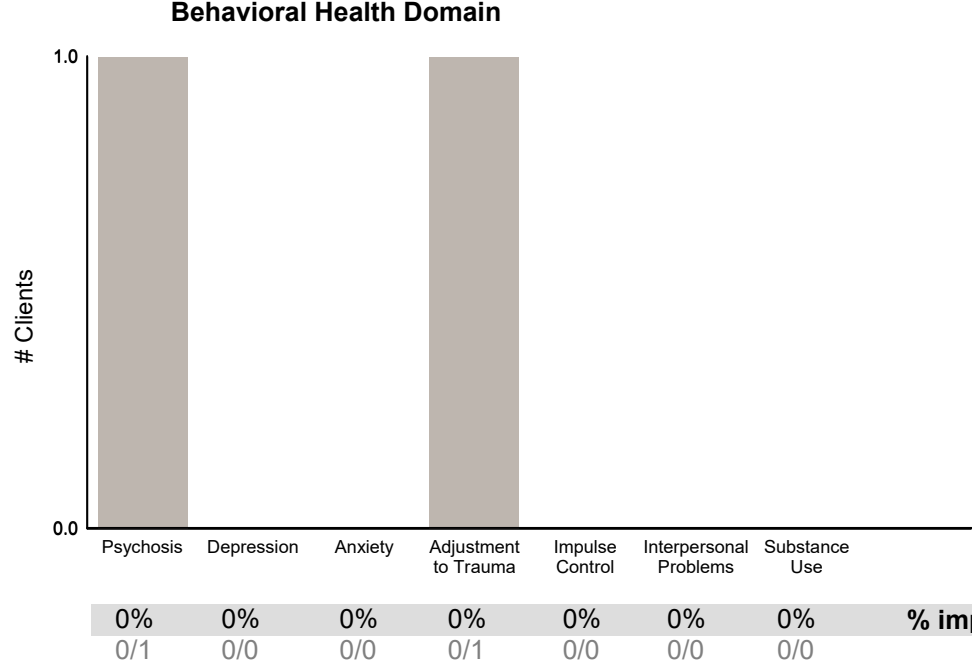
Item	% improvement
Physical /Medical	52% (14/27)
Family Functioning	56% (20/36)
Living Skills	74% (14/19)
Social Functioning	51% (20/39)
Residential Stability	50% (5/10)
Employ'm't	45% (9/20)
Medication Adherence	67% (12/18)
Cultural Stress	55% (11/20)
Danger to Self	100% (3/3)
Danger to Others	0% (0/0)
Self-Injurious Behavior	80% (4/5)
Grave Disability	0% (0/0)
Criminal Behavior	100% (2/2)
Exploitation	67% (2/3)

This report reflects data from 7/1/2020 - 6/30/2021

**FY20-21 Q4 Objective A.2 ANSA Outcomes Item-Level Report**  
**TAY Linkage (38BHLK)**

Didn't Improve
  Improved
 This report looks at current ANSAs to see how many clients improved on items rated 2 or 3 from the prior ANSA.

Num of episodes w/ min. 2 ANSAs: **1**      Average days between ANSAs: **53.0**      % clients improved on min. 30% of actionable items: **100% (= 1/1)**



This report reflects data from 7/1/2020 - 6/30/2021

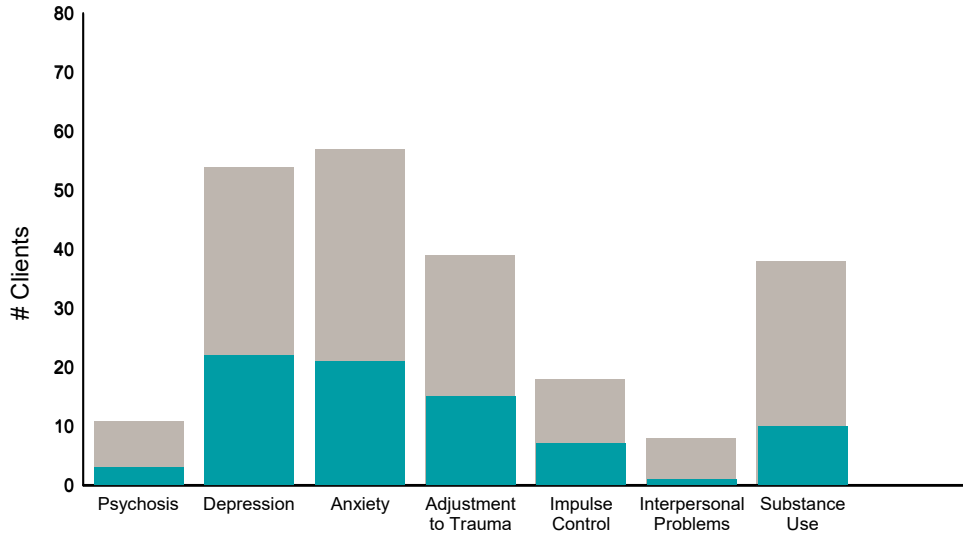


**FY20-21 Q4 Objective A.2 ANSA Outcomes Item-Level Report**  
**UCSF Alliance Health Project (38A33)**

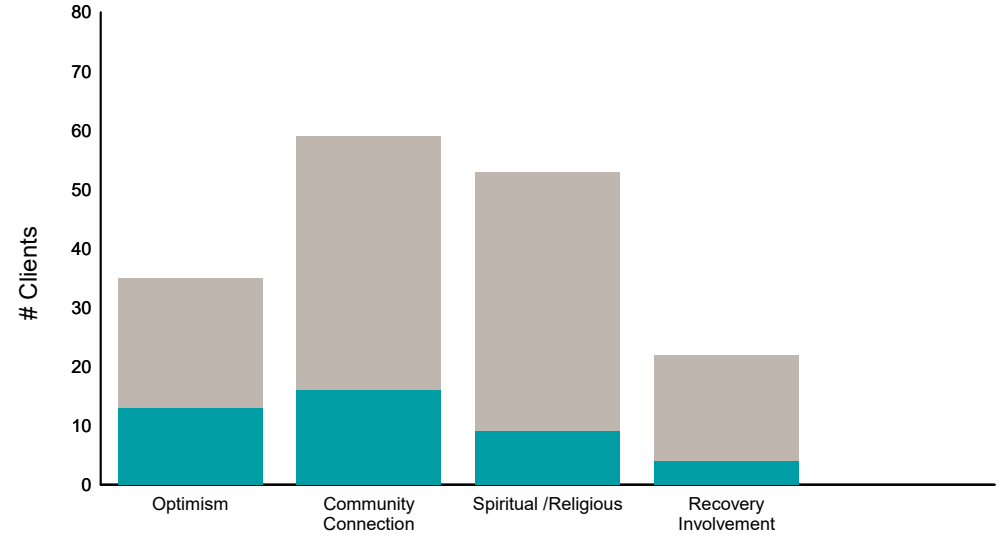
Didn't Improve
  Improved
 This report looks at current ANSAs to see how many clients improved on items rated 2 or 3 from the prior ANSA.

Num of episodes w/ min. 2 ANSAs: **74**      Average days between ANSAs: **361.8**      % clients improved on min. 30% of actionable items: **63% (= 46/73)**

**Behavioral Health Domain**

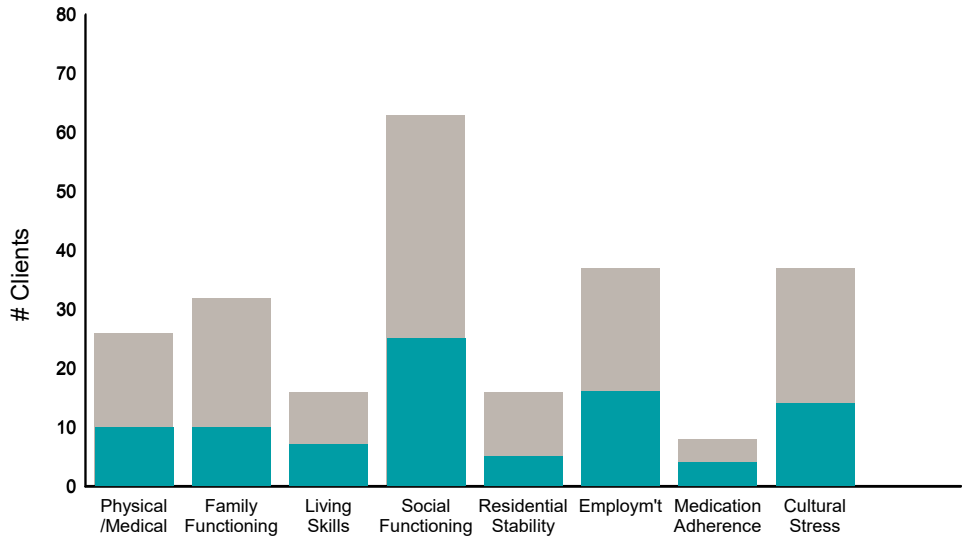


**Strengths**

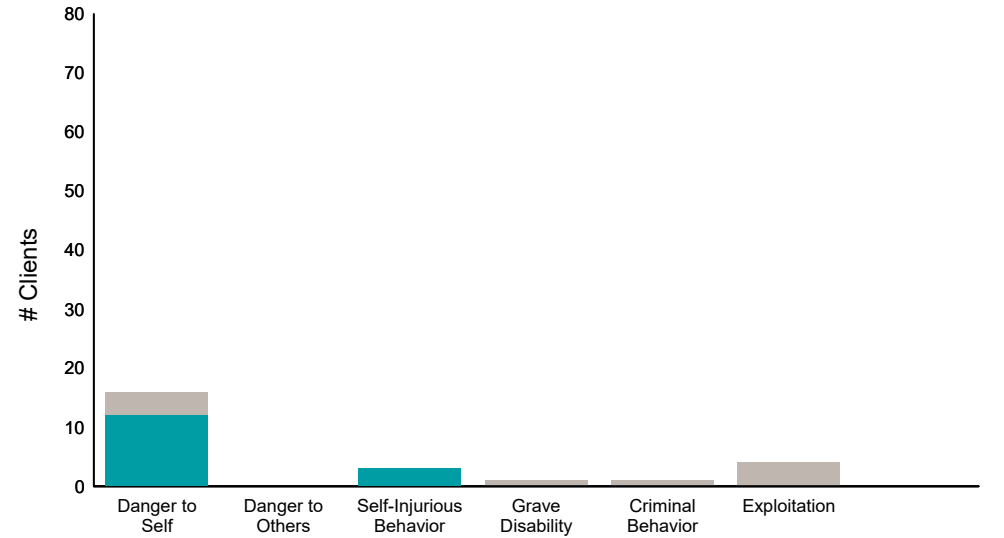


Item	% improvement	Item	% improvement
Psychosis	27%	Optimism	37%
Depression	41%	Community Connection	27%
Anxiety	37%	Spiritual /Religious	17%
Adjustment to Trauma	38%	Recovery Involvement	18%
Impulse Control	39%		
Interpersonal Problems	13%		
Substance Use	26%		

**Life Domain Functioning**



**Risk Behaviors**



Item	% improvement	Item	% improvement
Physical /Medical	38%	Danger to Self	75%
Family Functioning	31%	Danger to Others	0%
Living Skills	44%	Self-Injurious Behavior	100%
Social Functioning	40%	Grave Disability	0%
Residential Stability	31%	Criminal Behavior	0%
Employ'm't	43%	Exploitation	0%
Medication Adherence	50%		
Cultural Stress	38%		

This report reflects data from 7/1/2020 - 6/30/2021

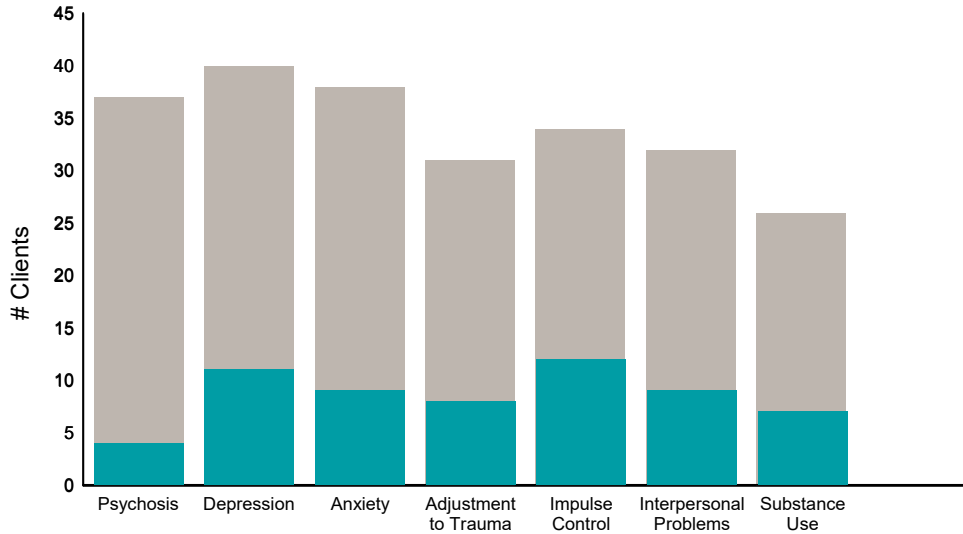


**FY20-21 Q4 Objective A.2 ANSA Outcomes Item-Level Report**  
**Westside Community MH SPR (8976SP)**

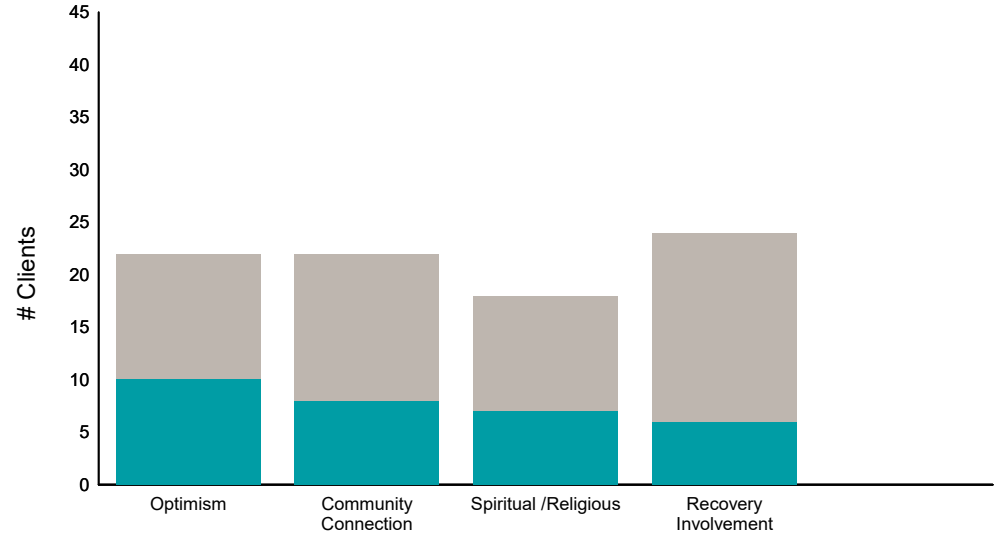
Didn't Improve
  Improved
 This report looks at current ANSAs to see how many clients improved on items rated 2 or 3 from the prior ANSA.

Num of episodes w/ min. 2 ANSAs: **43**      Average days between ANSAs: **114.4**      % clients improved on min. 30% of actionable items: **48% (= 19/40)**

**Behavioral Health Domain**

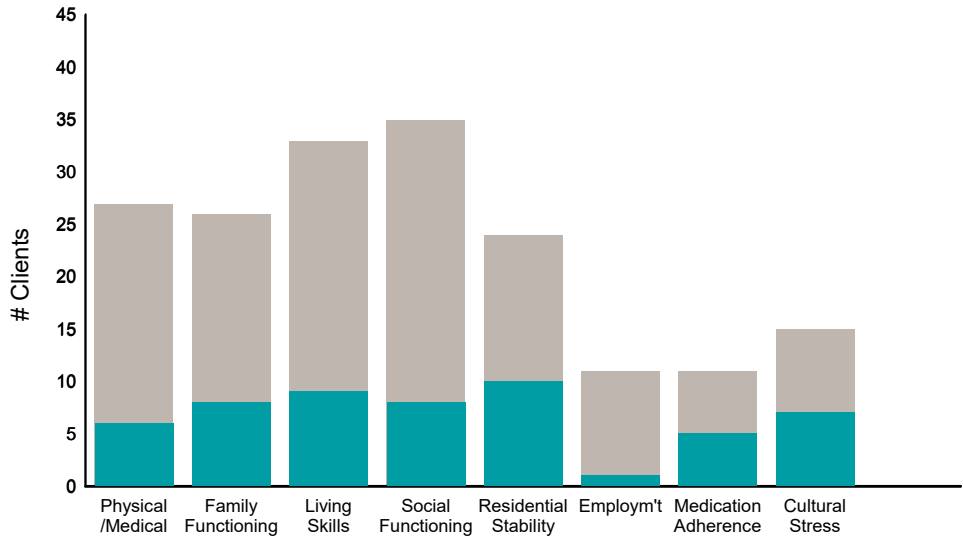


**Strengths**

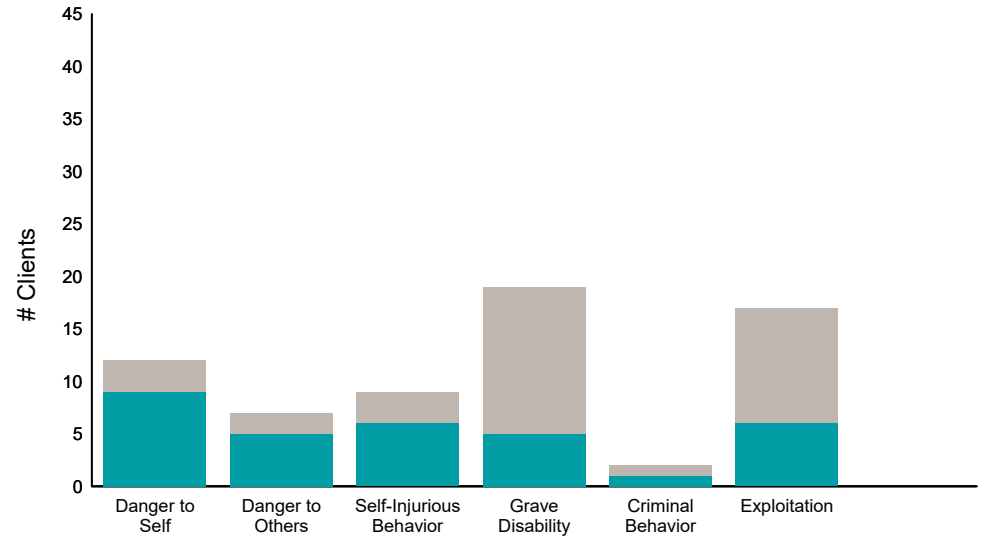


Item	% improvement
Psychosis	11% (4/37)
Depression	28% (11/40)
Anxiety	24% (9/38)
Adjustment to Trauma	26% (8/31)
Impulse Control	35% (12/34)
Interpersonal Problems	28% (9/32)
Substance Use	27% (7/26)
Optimism	45% (10/22)
Community Connection	36% (8/22)
Spiritual /Religious	39% (7/18)
Recovery Involvement	25% (6/24)

**Life Domain Functioning**



**Risk Behaviors**



Item	% improvement
Physical /Medical	22% (6/27)
Family Functioning	31% (8/26)
Living Skills	27% (9/33)
Social Functioning	23% (8/35)
Residential Stability	42% (10/24)
Employ'm't	9% (1/11)
Medication Adherence	45% (5/11)
Cultural Stress	47% (7/15)
Danger to Self	75% (9/12)
Danger to Others	71% (5/7)
Self-Injurious Behavior	67% (6/9)
Grave Disability	26% (5/19)
Criminal Behavior	50% (1/2)
Exploitation	35% (6/17)

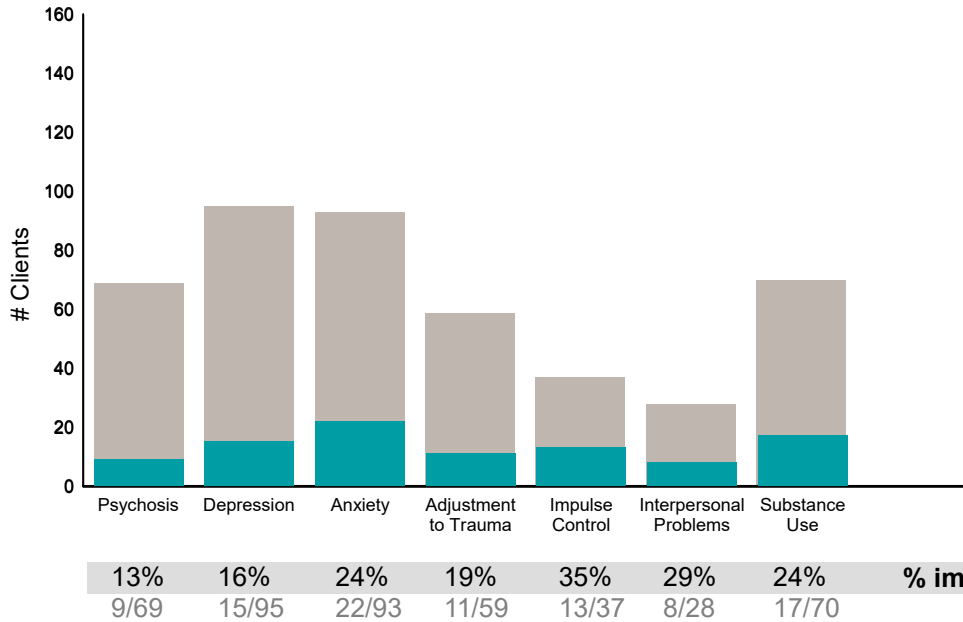
This report reflects data from 7/1/2020 - 6/30/2021

**FY20-21 Q4 Objective A.2 ANSA Outcomes Item-Level Report**  
**Westside Community Outpat Clinic (89763)**

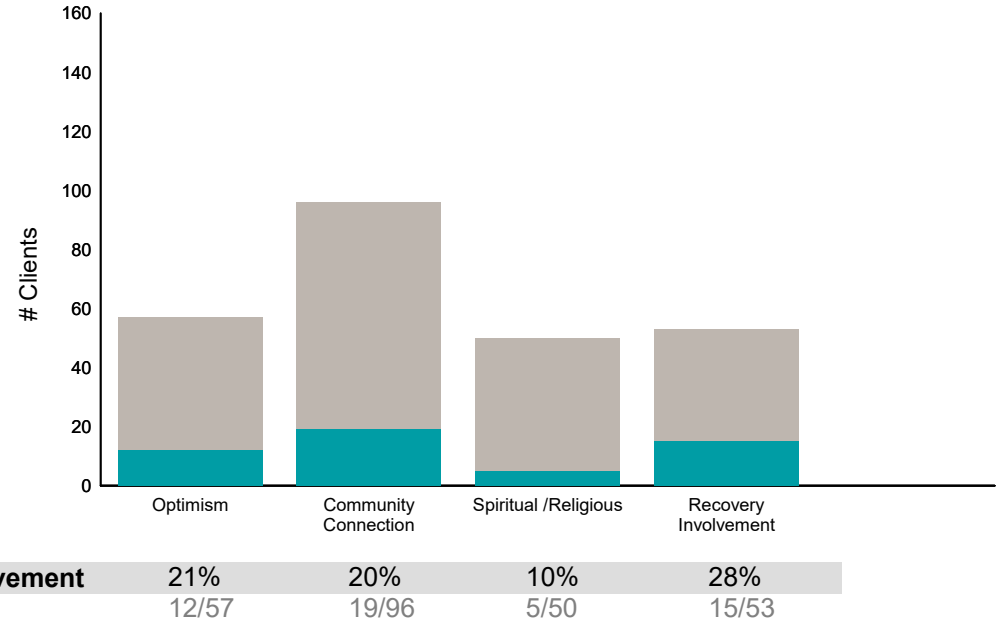
Didn't Improve
  Improved
 This report looks at current ANSAs to see how many clients improved on items rated 2 or 3 from the prior ANSA.

Num of episodes w/ min. 2 ANSAs: 152      Average days between ANSAs: 338.2      % clients improved on min. 30% of actionable items: **61% (= 66/108)**

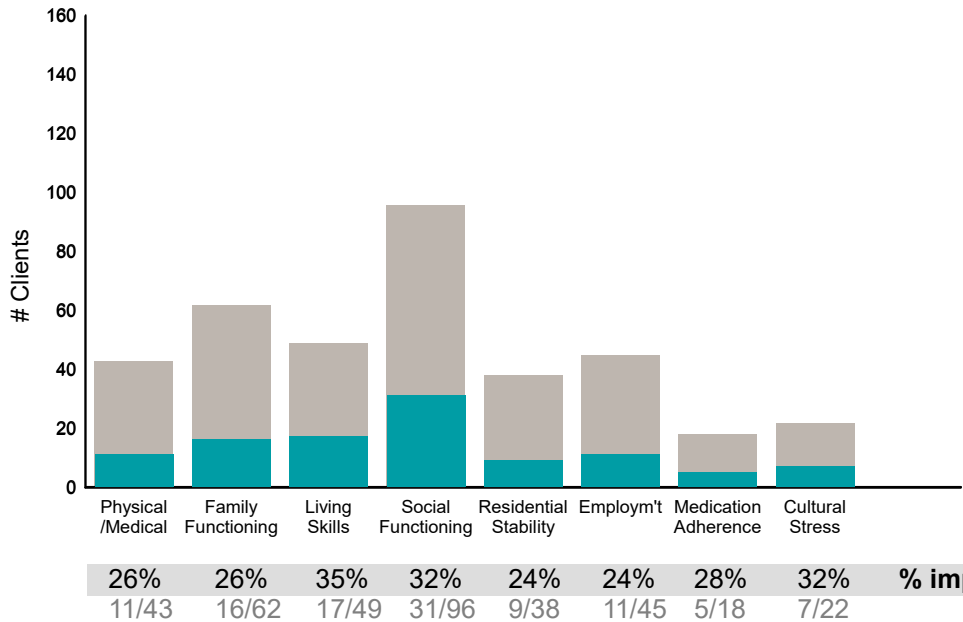
**Behavioral Health Domain**



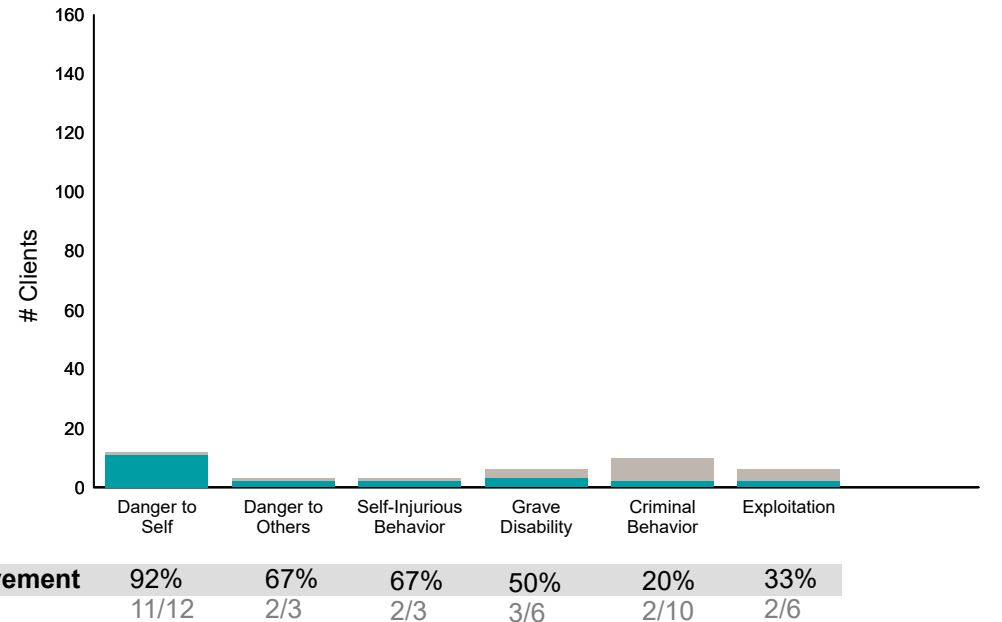
**Strengths**



**Life Domain Functioning**



**Risk Behaviors**



This report reflects data from 7/1/2020 - 6/30/2021