

SAN FRANCISCO

Housing Conservatorship Working Group

MEETING 12 • October 18, 2021 • 1:00-2:30PM • Zoom Platform





AGENDA

- Welcome & Agenda Review
- Implementation update
- Data Review
- Public Comment
- Closing & Next Steps



Workgroup Duties

Established by BOS Ordinance 108-19

Purpose

- Conduct evaluation on effectiveness of Housing Conservatorship implementation, and submit reports to the BOS, Mayor, and State Legislature, as required
 - Annual report to BOS and Mayor by January 21 each year
 - Annual reports to the State by January 1 each year



Implementation Update



Data Review



Individuals with 4+ 5150's in FY20/21

- 92 individuals
 - 14 individuals have 8+ 5150's
 - 3 individuals unsheltered
 - 11 individuals linked to ICM, outpatient BH, or residential treatment
 - 4 individuals under an LPS Conservatorship
 - 13 have been assessed by coordinated entry
- 50% experiencing homelessness
- 52% have medical urgent/emergent service use
- 64% contact with the jail
- 11% current Conservatorship
- 41% currently linked to ICM or outpatient BH
- 57% assessed for coordinated entry



Evaluation Update

Evaluation Requirements from Admin Code

Requirement	Data Point(s)
1. Number and status of persons who have been recommended for a Housing Conservatorship, evaluated for eligibility for a Housing Conservatorship, and/or conserved	-As described in requirement
2. The effectiveness of these conservatorships in addressing the short and long term needs of those persons, including a description of the services they received	<ul style="list-style-type: none"> -Description of treatment and services -Housing status -PES contact -Substance use treatment compliance -Incarceration -Individual experience survey
3. The impact of conservatorships established on existing conservatorships and on mental health programs provided by the city	<ul style="list-style-type: none"> -Number of LPS conservatorships -Impact on mental health programs provided by the city (high level trends)
4. The number of detentions for evaluation and treatment under Section 5150 that occurred in SF during the evaluation period, broken down by the type of authorized person who performed the detention	-As described in requirement
5. Where a detention under Section 5150 was performed by a peace officer, an explanation as to why the peace officer was the appropriate person to perform the detention	-Descriptive analysis of SFPD data, and broader trends

Evaluation Requirement #1-3

(1) Number and status of persons recommended for Housing Conservatorship

- 3 petitions filed during FY20/21
- 2 people were on a conservatorship at the end of the fiscal year

(2) Effectiveness of these conservatorships in addressing the short and long term needs of those persons

- Both are still under conservatorship, so full scope of effectiveness is yet to be determined.
- Neither conservatee was engaged in behavioral health care prior to conservatorship.
- Services provided to current persons conserved include psychiatric respite, ICM, psychiatry and medication management, peer support, and remaining in housing with intensive wrap around services

(3) The impact of conservatorships established on existing conservatorships and on mental health programs provided by the city

- *Unable to evaluate impact / not applicable at this time*

Evaluation Requirement #4

The number of detentions for evaluation and treatment under Section 5150 that occurred in SF during the evaluation period, broken down by the type of authorized person who performed the detention

Data Source	Unique Individuals	Total 5150 Count
SFDPH: Coordinated Care Management System (CCMS)*	1,745	2,734**
Local Hospitals***	-	10,331
Total unduplicated cases	-	13,065

Note: Data includes a significant number of duplicate individuals included in both counts.

*CCMS data represents only those treated at PES

**16 individuals with eight or more 5150s; 499 individuals with more than one 5150

*** includes data from California Pacific Medical Center, Kaiser Permanente, Saint Francis Memorial Hospital, St. Mary's Medical Center, and UCSF

Evaluation Requirement #4

FY19/20 data

The number of detentions for evaluation and treatment under Section 5150 that occurred in SF during the evaluation period, broken down by the type of authorized person who performed the detention

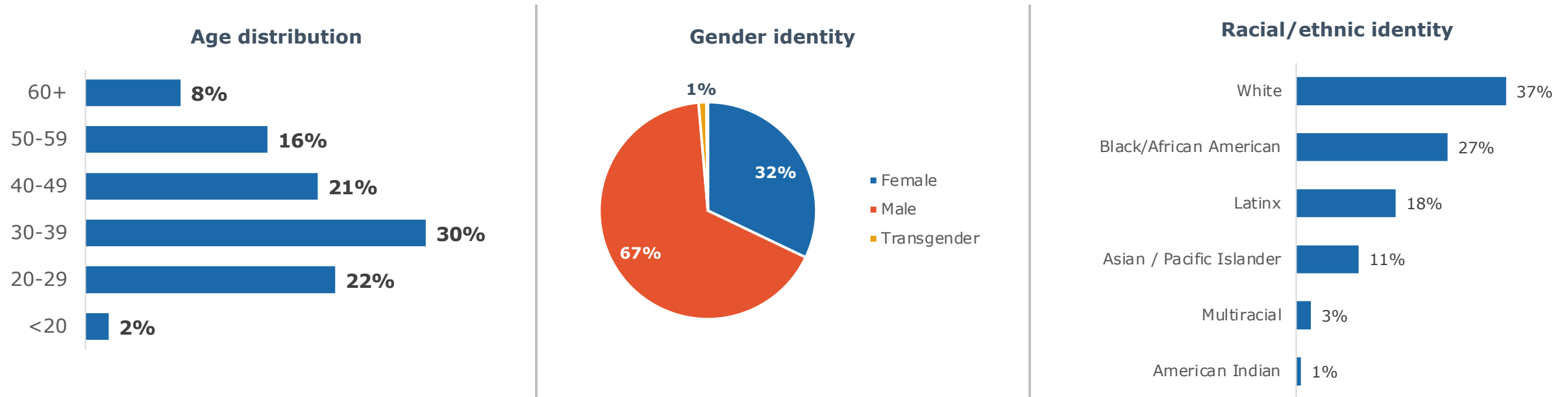
Data Source	Unique Individuals	Total 5150 Count
SFDPH: Coordinated Care Management System (CCMS)*	1,048	2,224
Local Hospitals**	-	6,751
Total unduplicated cases	-	8,975

*CCMS data represents only those treated at PES

** includes data from California Pacific Medical Center, Saint Francis Memorial Hospital, St. Mary's Medical Center, and UCSF

Population Data: Fiscal Year 2020/21

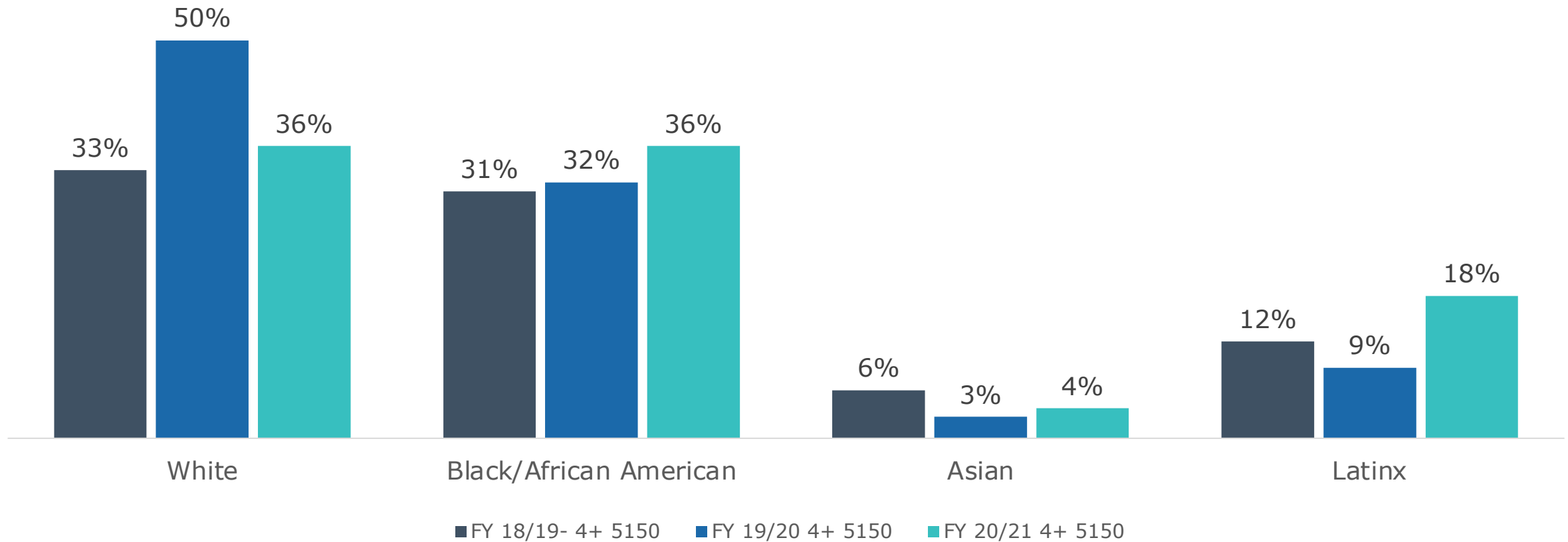
Information for individuals who had at least one 5150 in FY20/21 and seen at PES (1745 individuals):



- Urgent/Emergent Services: Average of 2.3 visits to PES

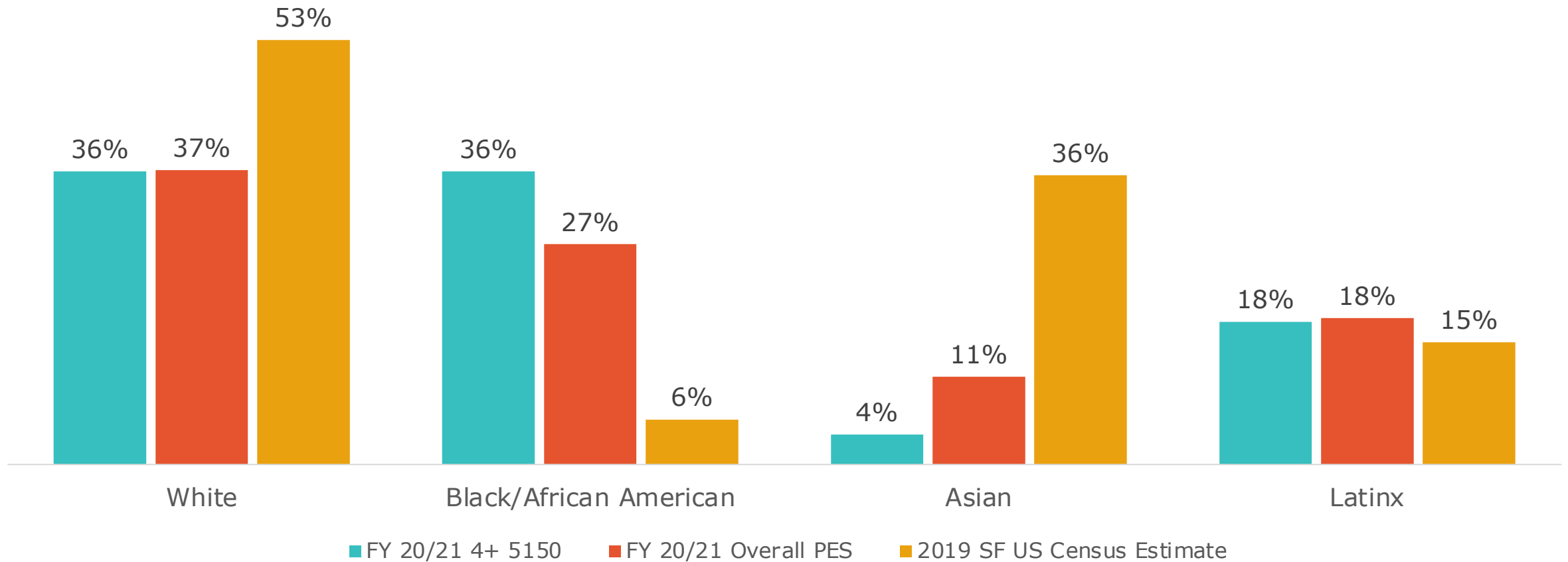
Population Data: 2018-2020

Race/ethnicity of individuals with 4+ 5150, 2018-20



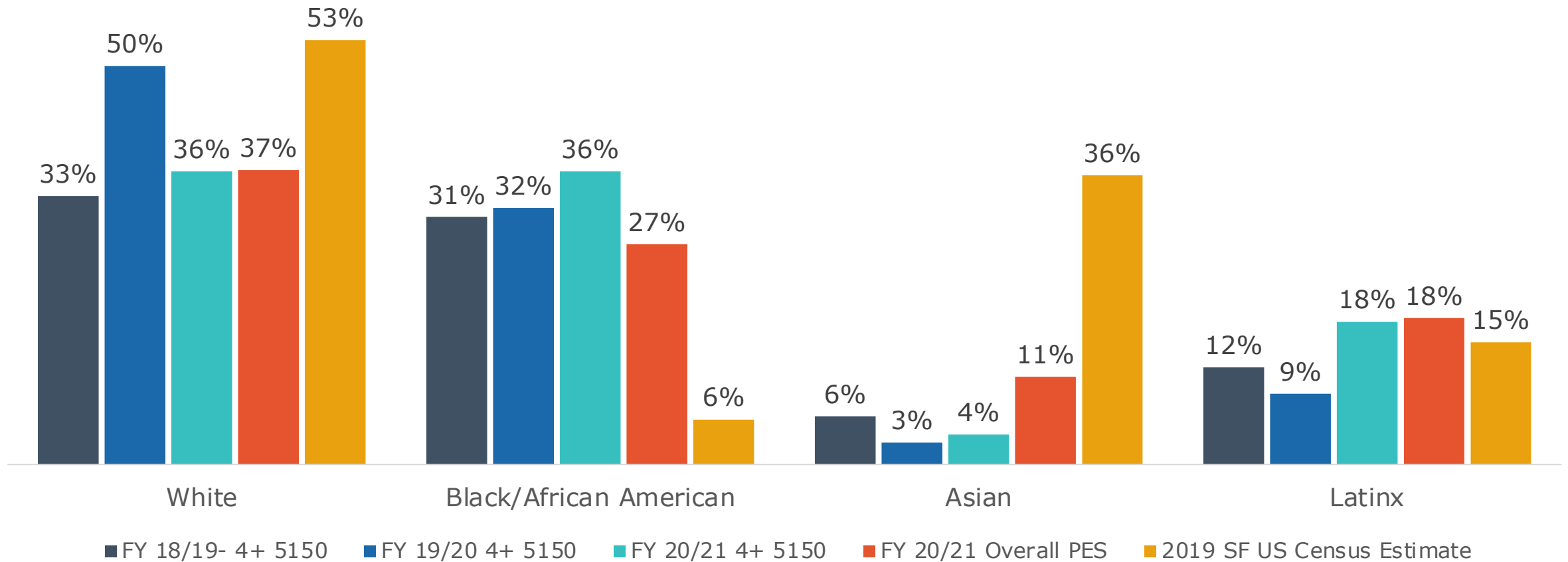
Population Data: Fiscal Year 2020/21

Race/ethnicity of individuals with four or more 5150s, overall PES, and San Francisco population



Population Data

Summary of race/ethnicity data



Evaluation Requirement #5

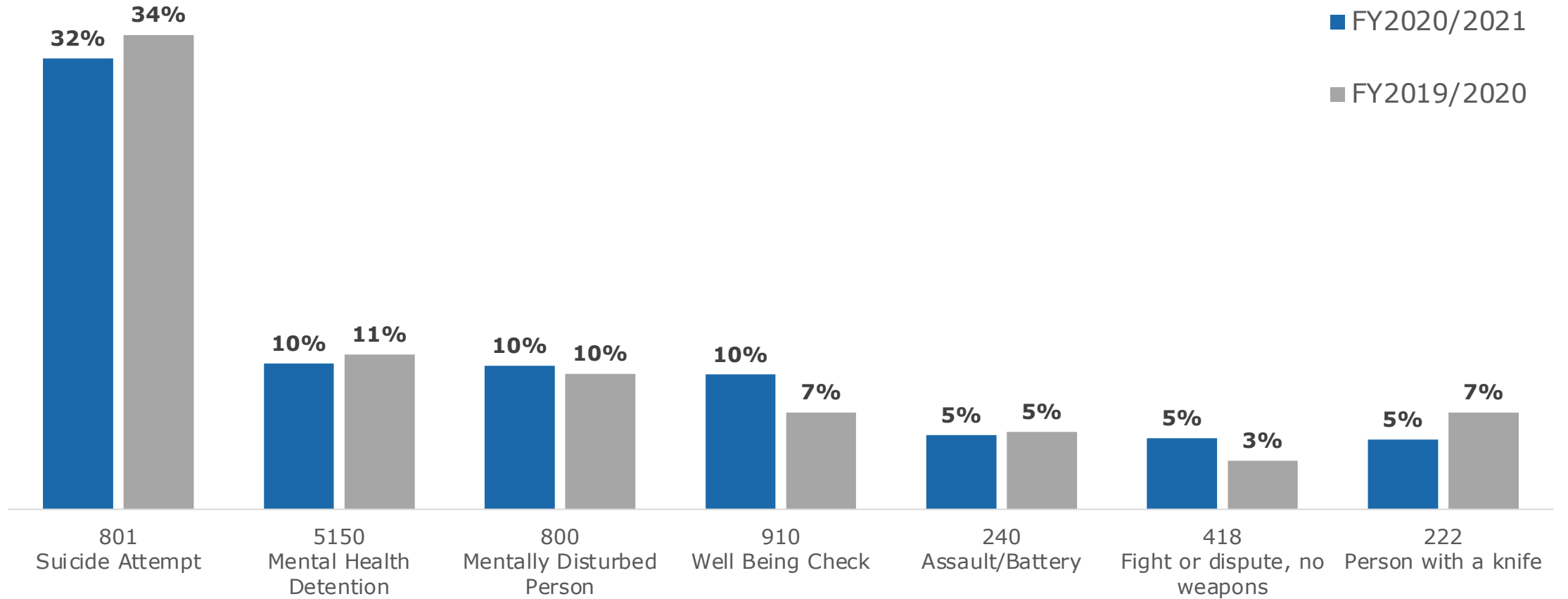
Where a detention under Section 5150 was performed by a peace officer, an explanation as to why the peace officer was the appropriate person to perform the detention

Data sources:

- Data from SFPD on all officer-involved 5150s in FY2020-21 (2,578 5150 WIC holds)
 - Date and time
 - Reason for emergency call (i.e., call type)
 - Officer's stated reason for 5150

SFPD Incident Report Data

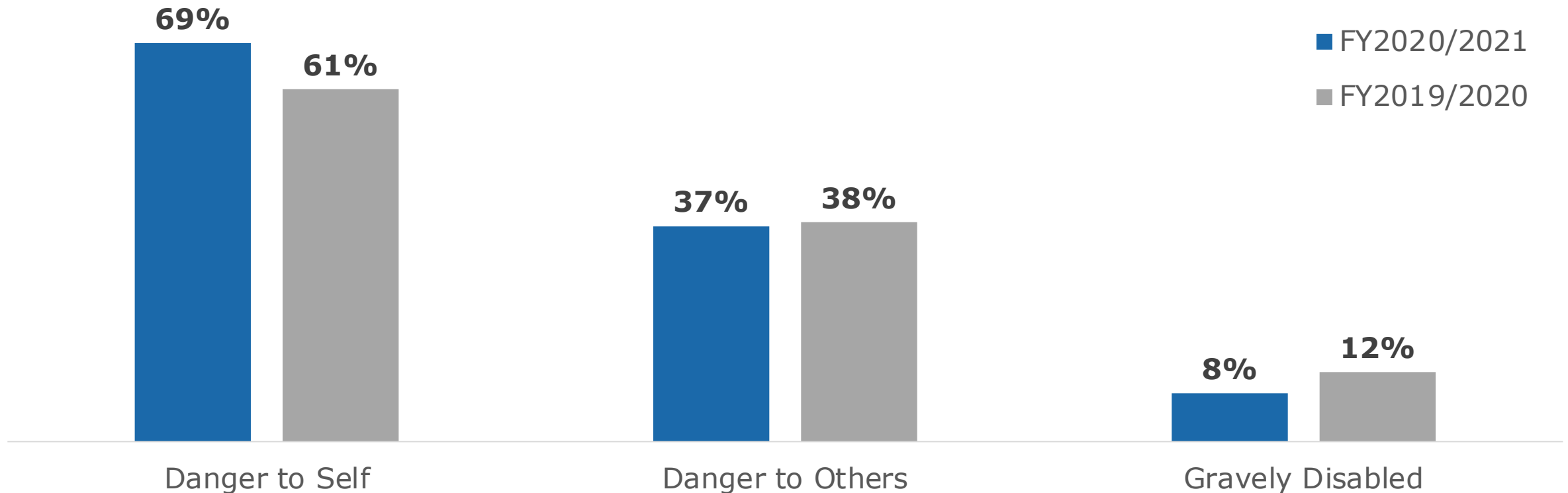
Top six CAD call types*



**represents approx. 77% of all calls*

SFPD Incident Report Data

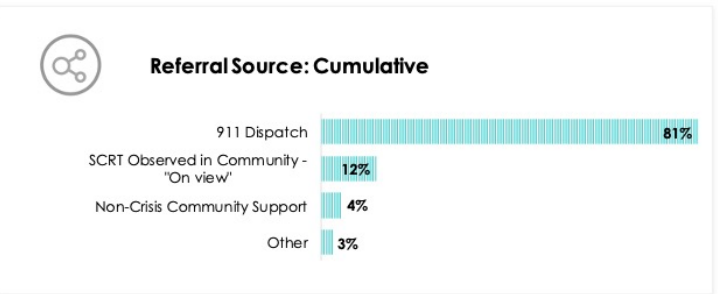


Police officer's stated reason for 5150*



**Total exceeds 100% because some cases involved multiple justifications*

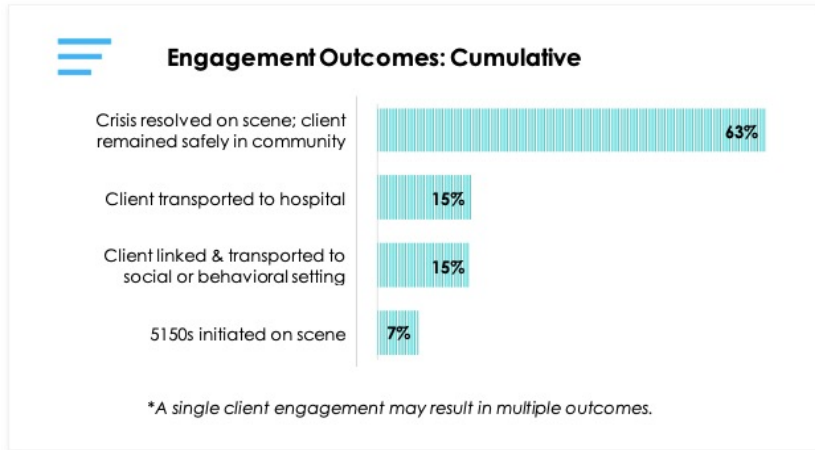
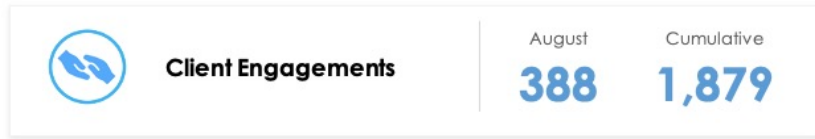


Street Crisis Response Team Update



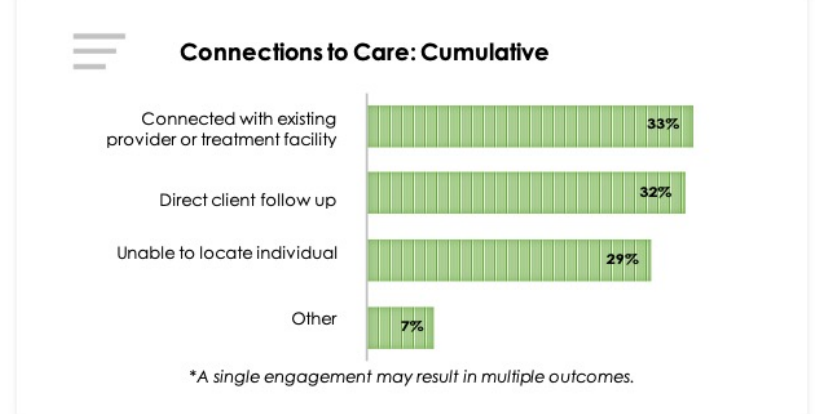
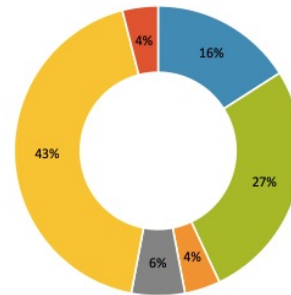
*Cumulative counts are on data since pilot launch (Nov 30, 2020 – August 31, 2021)

** 800-Bs are a type of call code from 911 emergency communications center which indicate an individual in behavioral health distress with no weapon involved. In 2019, SF 911 received over 10,000 of these calls. Percentage shown excludes "800-B On Views" and a small number of 800-Bs not dispatched to SCRT for other reasons. SCRT aims to respond to 100% of dispatched 800-Bs once fully launched.



Race & Ethnicity*

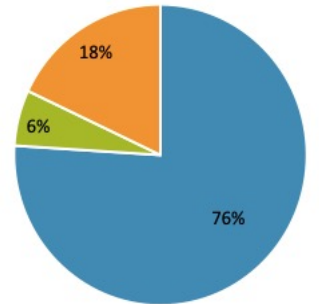
- Black or African Descent
- White/Caucasian
- Asian/Pacific Islander
- Hispanic/Latinx
- Unknown/No Entry
- Other



*Cumulative counts are on data since Office of Coordinated Care launch (April 5th, 2021 – August 31, 2021)

Client Living Situation

- Experiencing Homelessness
- Housed/Other
- Unknown/No Entry





PUBLIC COMMENT



Agenda Planning

November 15, 2021- Review of additional data and State report

December 13, 2021- Review of BoS/Mayor report



Closing and Next Steps

Upcoming Working Group Meetings:

Dates:

November 15, 2021

December 13, 2021

Time: 1:00-2:30pm

Meeting location will be determined based on current health recommendations



Information Sharing and Engagement

Email: Housing.Conservatorship-Workgroup@sfdph.org

Website Updates:

www.sfdph.org/dph/comupg/knowlcol/housingconserv/default.asp