



# San Francisco Monthly STD Report

Data for April, 2018  
Report prepared June 21, 2018

Table 1. STDs among residents, April, 2018.

	2018		2017	
	month	YTD	month	YTD
Gonorrhea	427	1,897	415	1,703
Male rectal gonorrhea	138	560	131	527
Chlamydia	740	3,062	697	2,927
Male rectal chlamydia	203	832	163	747
Syphilis (adult total)	151	608	146	566
Primary & secondary	36	176	50	225
Early latent	86	339	70	263
Unknown latent	4	12	1	1
Late latent	25	81	25	77
Neurosyphilis	0	5	1	4
Congenital syphilis	0	0	0	0
PID	5	12	4	17

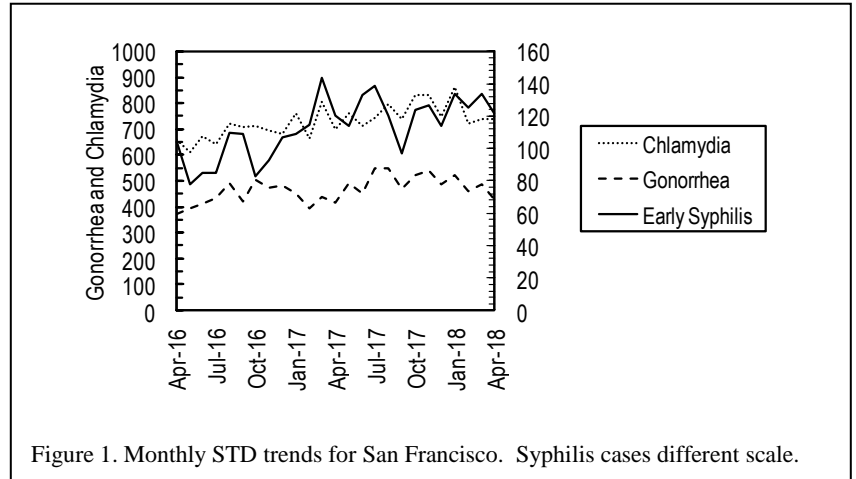


Figure 1. Monthly STD trends for San Francisco. Syphilis cases different scale.

Table 2. Selected STD cases and rates for San Francisco by age and race/ethnicity, 2018 through April only. Rates equal cases per 100,000 residents per year based on 2010 US Census Data.

	(All races)		Asian/PI		African American		Hispanic		White	
	cases	rate	cases	rate	cases	rate	cases	rate	cases	rate
<i>All ages</i>										
Chlamydia	3,062	1,140.8	410	462.9	317	2,032.9	518	1,276.1	974	865.9
Gonorrhea	1,897	706.8	168	189.7	232	1,487.8	382	941.1	754	670.3
Early syphilis	515	191.9	59	66.6	51	327.1	122	300.6	243	216.0
<i>Under 20 yrs</i>										
Chlamydia	232	1,251.9	26	352.2	59	3,763.6	68	1,612.4	21	513.8
Gonorrhea	45	242.8	4	54.2	15	956.8	9	213.4	5	122.3
Early syphilis	5	27.0	0	0.0	3	191.4	1	23.7	0	0.0

Table 3. HIV testing among City Clinic patients, April, 2018.

	2018		2017	
	month	YTD	month	YTD
Tests	454	2,018	452	2,017
Antibody positive	4	0	5	0
Acute HIV infection	0	8	0	12

Note: All statistics are provisional until the annual report is released for the year. Morbidity is based on date of diagnosis. Totals for past months may change due to delays in reporting from labs and providers.

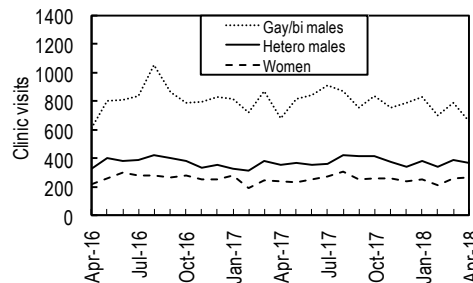


Figure 2. City Clinic visits by gender and orientation.

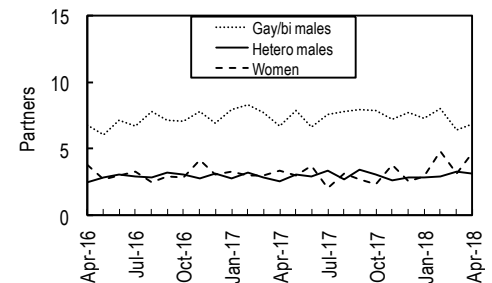


Figure 3. Average number of recent\* sex partners for City Clinic visits by gender and sexual orientation.

\*Recall period is 3 months.

## Release of 2016 STD Annual Summary and Updated Confidential Morbidity Report Form

The 2016 San Francisco STD Annual Summary is now available online: <https://www.sfdph.org/dph/files/reports/StudiesData/STD/SFSTDAnnlSum2016.pdf>. This report provides detailed information about the epidemiology of STDs in San Francisco, highlighting differences in disease trends by demographics such as age, race/ethnicity, and sexual orientation. The ability to understand the sexual health trends and needs in San Francisco relies on information submitted on the Confidential Morbidity Report (CMR) form. **Please remember that complete and timely submission of CMRs is mandated in the CA health code for both laboratories AND providers.** Complete case reporting allows us to identify key populations at high risk of STD infection, in order to inform providers, and guide our sexual health programs and policies at SFDPH.

To improve our understanding of the epidemiology of STDs in San Francisco, the CMR has been revised to enable reporting of:

- additional categories of gender of sex partners: trans male, trans female, and genderqueer/gender non-binary;
- TP-PA and EIA/CLIA syphilis test results;
- Suspect Lymphogranuloma Venereum (LGV); and
- Pre-exposure prophylaxis for HIV (PrEP).

The updated CMR can be found on the SF City Clinic website: [http://sfcityclinic.org/providers/ReportableDiseasesListCMR\\_043018\\_FINAL.pdf](http://sfcityclinic.org/providers/ReportableDiseasesListCMR_043018_FINAL.pdf)

We appreciate your time and partnership as we address increasing STDs in our city.

For additional information including contact details, please visit the San Francisco City Clinic website: <http://sfcityclinic.org/> --TQN/SSP

Provider STD Reporting: 415-487-5555, 415-431-4628 (fax)

www.sfcityclinic.org