



San Francisco Monthly STD Report

Data for June, 2019
Report prepared August 9, 2019

Table 1. STDs among residents, June, 2019. Female syphilis cases include patients assigned as female at birth.

	2019		2018	
	month	YTD	month	YTD
Gonorrhea	411	2,528	500	2,894
Male rectal gonorrhea	115	684	147	849
Chlamydia	740	4,770	819	4,767
Male rectal chlamydia	200	1,196	256	1,337
Syphilis (adult total)	140	935	161	906
Primary & secondary	30	266	50	269
Early latent	76	482	86	499
Unknown latent	12	46	1	14
Late latent	22	141	24	124
Neurosyphilis	1	13	0	11
Congenital syphilis	1	2	0	0
Female syphilis	16	76	11	59

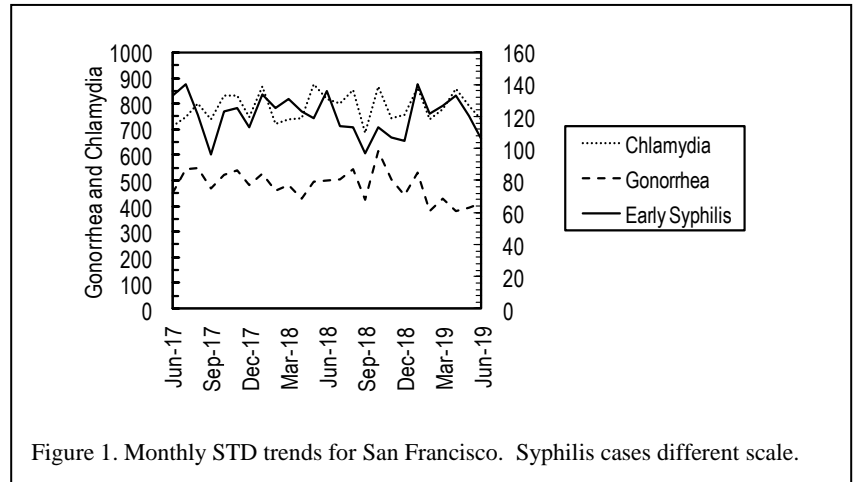


Figure 1. Monthly STD trends for San Francisco. Syphilis cases different scale.

Table 2. Selected STD cases and rates for San Francisco by age and race/ethnicity, 2019 through June only. Rates equal cases per 100,000 residents per year based on 2010 US Census Data.

	(All races)		Asian/PI		African American		Hispanic		White	
	cases	rate	cases	rate	cases	rate	cases	rate	cases	rate
<i>All ages</i>										
Chlamydia	4,770	1,184.8	638	480.2	467	1,996.5	883	1,450.2	1,515	897.9
Gonorrhea	2,528	627.9	282	212.3	269	1,150.0	512	840.9	994	589.1
Early syphilis	748	185.8	74	55.7	87	372.0	172	282.5	331	196.2
<i>Under 20 yrs</i>										
Chlamydia	371	1,334.7	43	388.4	102	4,337.7	102	1,612.4	41	668.7
Gonorrhea	57	205.1	5	45.2	21	893.1	16	252.9	5	81.6
Early syphilis	4	14.4	2	18.1	1	42.5	1	15.8	0	0.0

Table 3. HIV testing among City Clinic patients, June, 2019.

	2019		2018	
	month	YTD	month	YTD
Tests	475	2,875	546	3,128
Antibody positive	2	18	4	23
Acute HIV infection	0	3	1	6

Note: All statistics are provisional until the annual report is released for the year. Morbidity is based on date of diagnosis. Totals for past months may change due to delays in reporting from labs and providers.

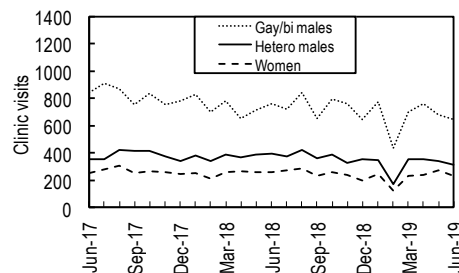


Figure 2. City Clinic visits by gender and orientation.

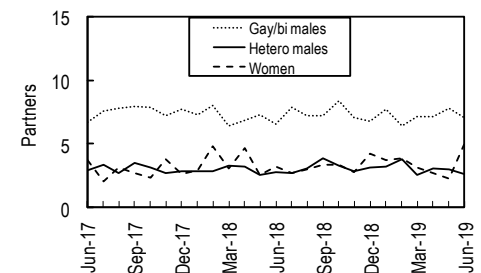


Figure 3. Average number of recent* sex partners for City Clinic visits by gender and sexual orientation. *Recall period is 3 months.

Providers – please screen for syphilis; SF DPH will collaborate with you to ensure treatment of your patients

As syphilis rates continue to rise in San Francisco, at a higher rate for women than seen previously, we encourage all providers to screen their patients according to citywide STD screening guidelines.

http://sfcityclinic.org/providers/ScreeningandSurveillance_CitywideSTDscreeningguidance_0619.pdf

The May 2019 SFDPH Health Alert highlights a new screening recommendation for women: screen all pregnant women for syphilis in the 1st and 3rd trimester. <https://www.sfdcp.org/wp-content/uploads/2019/05/Health-Alert-Syphilis-SFDPH-FINAL-06.26.2019.pdf>

The San Francisco Department of Public Health (SFDPH) **LINCS** team (comprised of disease intervention specialists) ensures patients with syphilis are treated and confidentially provides prevention treatment and tests to their sex partners.

❖ Please do not hesitate to screen your patients; as soon as we learn of a possible new case, we work with providers to ensure treatment and partner services for your patients.

LINCS has recently coordinated field treatment, transportation services, and regular follow-up to ensure complete syphilis treatment for patients who needed assistance.

❖ **LINCS** partner services are voluntary and offered by skilled and client-centered SFDPH staff.

❖ Please encourage patients to work with us at SFDPH to prevent syphilis and help them stay healthy.

❖ To contact **LINCS**, call 415-487-5531 and fax to 415-431-4628 a confidential morbidity report (<http://sfcityclinic.org/providers/Reportable-Diseases-List-CMR-SFDPH-UPDTE%20July%202019.pdf>). TQN/DS/SSP

Provider STD Reporting: 415-487-5555, 415-431-4628 (fax)

www.sfcityclinic.org