



San Francisco Monthly STD Report

Data for August, 2013
Report prepared September 24, 2013

Table 1. STDs among residents, August, 2013.

	2013		2012	
	month	YTD	month	YTD
Gonorrhea	281	1,589	208	1,681
Male rectal gonorrhea	103	513	61	518
Chlamydia	445	3,385	468	3,279
Male rectal chlamydia	109	788	111	736
Syphilis (adult total)	80	801	100	707
Primary & secondary	36	351	40	346
Early latent	32	338	47	259
Unknown latent	1	1	0	1
Late latent	11	111	13	101
Neurosyphilis	0	4	0	5
Congenital syphilis	0	0	0	0
PID	7	53	11	79

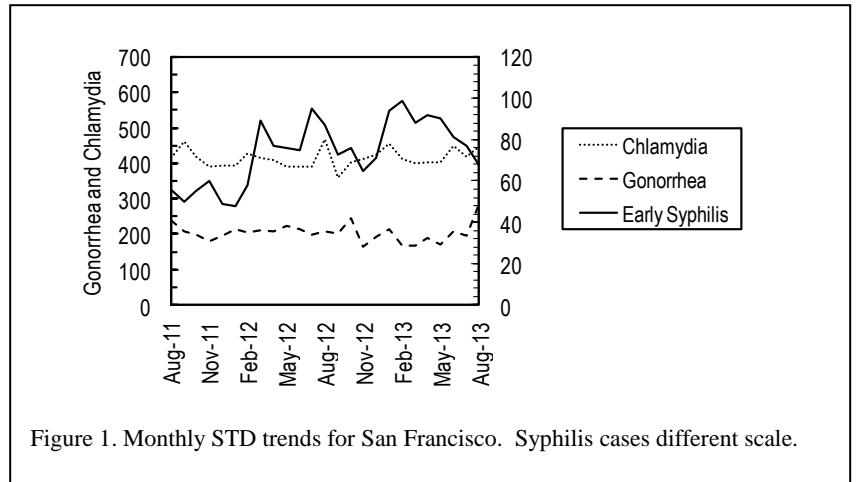


Figure 1. Monthly STD trends for San Francisco. Syphilis cases different scale.

Table 2. Selected STD cases and rates for San Francisco by age and race/ethnicity, 2013 through August only. Rates equal cases per 100,000 residents per year based on 2000 US Census data.

	(All races)		Asian/PI		African American		Hispanic		White	
	cases	rate	cases	rate	cases	rate	cases	rate	cases	rate
<i>All ages</i>										
Chlamydia	3,385	653.7	464	275.8	515	1,205.7	483	661.6	1,131	500.6
Gonorrhea	1,589	306.9	136	80.8	171	400.3	243	332.9	861	381.1
Early syphilis	689	133.1	51	30.3	68	159.2	141	193.1	393	173.9
<i>Under 20 yrs</i>										
Chlamydia	336	981.1	33	227.2	141	3,212.2	48	649.9	35	473.2
Gonorrhea	49	143.1	1	6.9	26	592.3	3	40.6	12	162.3
Early syphilis	1	2.9	0	0.0	1	22.8	0	0.0	0	0.0

Table 3. HIV testing among City Clinic patients, August, 2013.

	2013		2012	
	month	YTD	month	YTD
Tests	588	4,477	472	3,395
Antibody positive	3	43	6	57
Acute HIV infection	4	18	3	16

Note: All statistics are provisional until the annual report is released for the year. Morbidity is based on date of diagnosis. Totals for past months may change due to delays in reporting from labs and providers.

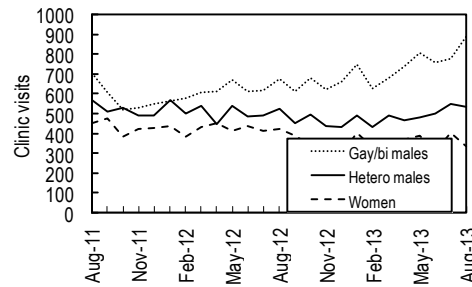


Figure 2. City Clinic visits by gender and orientation.

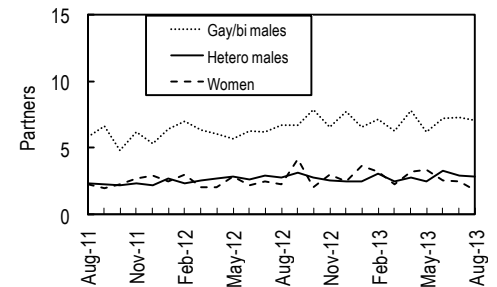


Figure 3. Average number of recent* sex partners for City Clinic visits by gender and sexual orientation. *Recall period is 3 months.

National DIS Recognition Day: Highlighting the Unsung Heroes of Public Health

October 4, 2013 marks the second annual National Disease Intervention Specialist (DIS) Recognition Day. Whether called DIS, Disease Control Investigators (DCIs), or Health Workers, these SFDPH staff are working with and for residents throughout San Francisco. They confirm diagnoses and treatment, interview cases, elicit partners, convince those partners to come in for testing and/or treatment, deliver treatment in the field and ensure overall that people are properly diagnosed and treated for their STDs, HIV and other communicable diseases. This is hugely important work for public health - it protects the well being of individuals, but also very importantly, the health of partners and communities since DIS work interrupts the chain of disease transmission.

Health systems are preparing for possible changes as health care reform is fully implemented in the coming years, but reform will not replace the need for trained DIS staff. Their work can only be done within public health, and will continue to be crucial to the health of San Francisco, and the rest of the US.

We know many of you and your staff have worked closely with members of our DIS team: Sharon, Rebecca, Gloria, Luis, Tony, Desmond, Mac, Sam, Matt, Hannah, Monica and Tochia. All of us in SFDPH STD thank you for this help and for being supportive of this work when talking with your patients. SP