



San Francisco Monthly STD Report

Data for October, 2019
Report prepared December 2, 2019

Table 1. STDs among residents, October, 2019. Female syphilis cases include patients assigned as female at birth.

	2019		2018	
	month	YTD	month	YTD
Gonorrhea	614	4,612	614	4,977
Male rectal gonorrhea	187	1,283	148	1,399
Chlamydia	833	8,014	868	7,977
Male rectal chlamydia	221	2,038	202	2120
Syphilis (adult total)	195	1622	131	1414
Primary & secondary	78	500	46	461
Early latent	74	816	68	743
Unknown latent	13	92	4	29
Late latent	30	214	13	181
Neurosyphilis	2	15	0	17
Congenital syphilis	0	3	0	0
Female syphilis	20	140	9	93

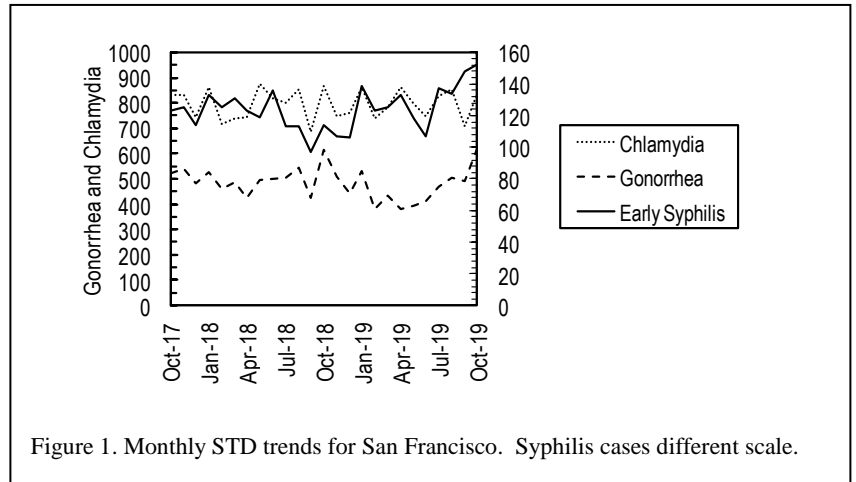


Figure 1. Monthly STD trends for San Francisco. Syphilis cases different scale.

Table 2. Selected STD cases and rates for San Francisco by age and race/ethnicity, 2019 through October only. Rates equal cases per 100,000 residents per year based on 2010 US Census Data.

	(All races)		Asian/PI		African American		Hispanic		White	
	cases	rate	cases	rate	cases	rate	cases	rate	cases	rate
<i>All ages</i>										
Chlamydia	8,014	1,194.3	1,060	478.7	819	2,100.9	1,463	1,441.7	2,501	889.4
Gonorrhea	4,612	687.3	484	218.6	512	1,313.4	920	906.6	1,819	646.9
Early syphilis	1,316	196.1	140	63.2	145	372.0	310	305.5	555	197.4
<i>Under 20 yrs</i>										
Chlamydia	628	1,355.5	73	395.6	177	4,516.3	152	1,441.7	66	645.9
Gonorrhea	119	256.9	11	59.6	39	995.1	33	313.0	10	97.9
Early syphilis	11	23.7	3	16.3	2	51.0	3	28.5	1	9.8

Table 3. HIV testing among City Clinic patients, October, 2019.

	2019		2018	
	month	YTD	month	YTD
Tests	481	4,976	556	5,271
Antibody positive	2	26	5	33
Acute HIV infection	0	3	0	8

Note: All statistics are provisional until the annual report is released for the year. Morbidity is based on date of diagnosis. Totals for past months may change due to delays in reporting from labs and providers.

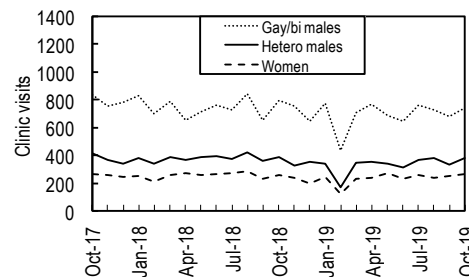


Figure 2. City Clinic visits by gender and orientation.

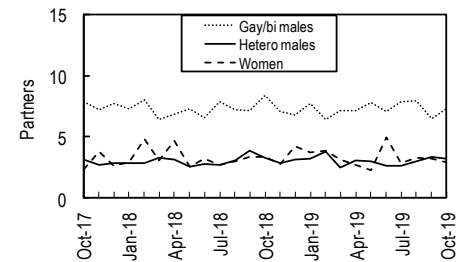


Figure 3. Average number of recent* sex partners for City Clinic visits by gender and sexual orientation. *Recall period is 3 months.

Syphilis continues to increase among women and newborns, and remains high among men – please screen and ensure treatment of your patients and their partners.

Syphilis rates continue to rise among women in San Francisco. Reported syphilis cases among women have increased by 51%, from 93 cases during Jan-Oct 2018 to 140 cases during Jan-Oct 2019, surpassing the total number of 120 syphilis cases among women in all of 2018.

We encourage all providers to screen their patients according to citywide STD screening guidelines.

http://sfcityclinic.org/providers/ScreeningandSurveillance_CitywideSTDscreeningguidance_0619.pdf

The San Francisco Department of Public Health (SFPDH) **LINCS** team (comprised of disease intervention specialists) ensures patients with syphilis are treated and confidentially provides prevention treatment and tests to their sex partners.

- ❖ **LINCS** partner services are voluntary and offered by skilled and client-centered SFPDH staff.
- ❖ Please encourage patients to work with us at SFPDH to prevent syphilis and help them stay healthy.
- ❖ To contact **LINCS**, call 415-487-5531 and fax to 415-431-4628 a confidential morbidity report (<https://www.sfcityclinic.org/providers/reporting>).
- ❖ For clinical STD related questions during business hours, call 415-487-5595
- ❖ For urgent after hours consultation, please call (415) 554-2830 and follow the instructions to reach the on-call physician
- ❖ Visit our website for more information: <https://www.sfcityclinic.org/providers>