



District 10

Supervisory District Health Profile

The mission of the San Francisco Department of Public Health (SFPDH) is to protect and promote the health of all San Franciscans. SFPDH has two primary roles with two major divisions to fulfill its mission.

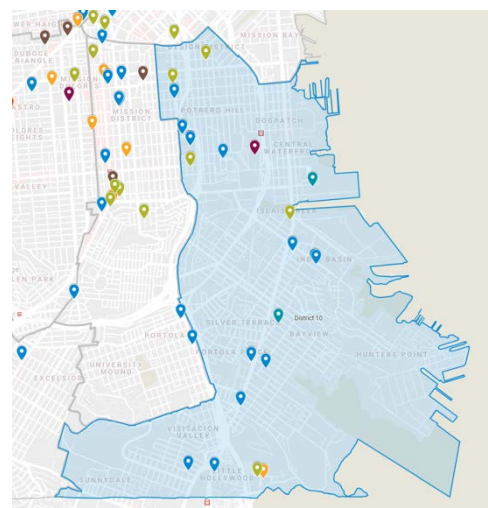
San Francisco Health Network (SFHN)



SFHN comprises the direct health services that SFPDH provides to thousands of insured and uninsured San Franciscans. SFHN is the city's only complete care system and includes:

- Zuckerberg San Francisco General Hospital and Trauma Center (ZSFG)
- Laguna Honda Hospital and Rehabilitation Center (LHH)
- Behavioral Health Services: Mental Health & Substance Abuse
- Primary Care clinics

SFPDH Health Services



Population Health Division (PHD)



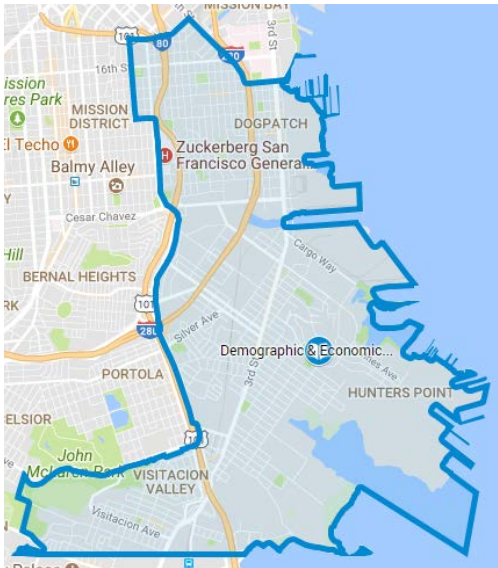
PHD addresses public health concerns, including customer safety, health promotion and prevention. PHD implements public health interventions, inspects restaurants, completes data analyses and research, and more.

SERVICE TYPE	ORGANIZATION	ADDRESS	WEBSITE
Behavioral Health	Bayview Hunters Point Foundation For Community Improvement	150 Executive Park Blvd.	www.bayviewci.org
	Edgewood Center For Children And Families	101 15 th St.	www.edgewood.org
	Homeless Children's Network	3450 3 rd St.	www.hcnkids.org
	Homeless Prenatal Program	2500 18 th St.	www.homelessprenatal.org
	Horizons Unlimited of San Francisco	440 Potrero Ave.	www.horizons-sf.org
	Jelani, Inc.	150 Executive Park Blvd.	https://yourfirststep.org
	Seneca Center	2513 24 th St.	www.senecafoa.org
Healthcare Services	3 rd St. Youth Center and Clinic	1728 Bancroft Ave.	www.3rdstyouth.org
	Family Health Center	995 Potrero Ave.	https://www.sfhealthnetwork.org
	Family Mosaic	1309 Evans St.	https://bayviewci.org
	Filipino-American Counseling Team	1001 Potrero Ave.	http://sfresourceconnect.org
	Fully Integrated Recovery Services	1001 Potrero Ave.	http://sfresourceconnect.org
	Legacy	1305 Evans St.	https://bayviewmagic.org
	Marin City Health And Wellness Center	6301 3 rd St.	https://www.marincityclinic.org
	New Generation Health Center	2500 18 th St.	www.newgen.ucsf.edu
	North East Medical Services (NEMS)	82 Leland Ave.	www.nems.org
	Positive Health Program	995 Potrero Ave.	https://www.sfhealthnetwork.org
	Potrero Hill Health Center	1050 Wisconsin St.	https://www.sfhealthnetwork.org
Rafiki Coalition For Health and Wellness	601 Cesar Chavez St.	http://rafikicoalition.org	

SERVICE TYPE	ORGANIZATION	ADDRESS	WEBSITE
	Southeast Child/Family Therapy Center	100 Blanken Ave.	https://sfhealthnetwork.org
	Southeast Health Center	2401 Keith St.	https://www.sfhealthnetwork.org
	YMCA	1601 Lane St.	www.ymcasf.org
Nutrition Services	San Francisco Food Bank	900 Pennsylvania Ave.	www.sfmfoodbank.org
Social Services	Alternative Family Services	250 Executive Park Blvd. Ste.4900	www.afs4kids.org



District Data



District with the **largest** proportion of residents aged 0 to 17 years old.

Over 2x more residents identify as **Black or African American**, and over 3.5x identify as **Native Hawaiian or other Pacific Islander**.

47% more residents live **below poverty** than SF overall, and the district with the 2nd highest rate.

District with the 2nd lowest proportion of residents earning a **Bachelor's degree**.

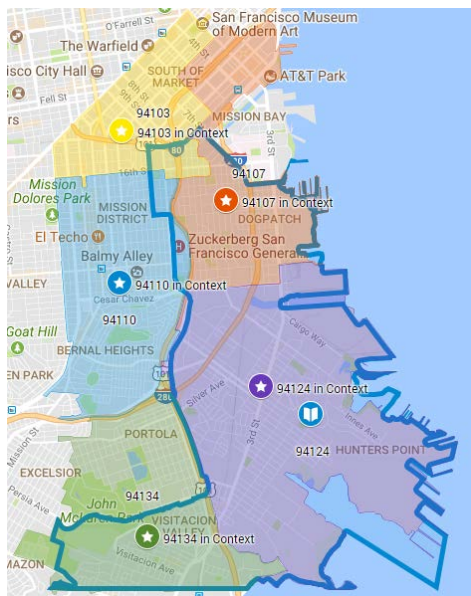
Residents are **more likely to speak Spanish, Chinese, Vietnamese, or Tagalog** as their primary language than in SF overall.

CATEGORY	INDICATOR	DISTRICT	SF TOTAL
Population	Total	84,862	870,044
Sex & Gender	Male	48.8%	51.0%
	Female	51.2%	49.0%
Age	Under 5	5.9%	4.5%
	Under 15	16.9%	11.5%
	Under 18	20.3%	13.4%
	18 to 24	7.2%	7.6%
	25 to 44	18.0%	23.3%
	45 to 64	25.7%	25.0%
	65 and over	13.6%	15.1%
Race & Ethnicity	Hispanic or Latino	22.4%	15.2%
	American Indian or Alaskan Native	0.1%	0.2%
	Asian	40.1%	33.9%
	Black or African American	15.2%	5.0%
	Native Hawaiian or Pacific Islander	1.2%	0.3%
	White	17.3%	40.6%
	Other	0.2%	0.5%
	Multi-racial	3.4%	4.3%
Poverty	Below Federal Poverty Level	15.5%	10.7%
Insurance	Uninsured	5.0%	3.7%
Highest Education	High School Graduate or Equivalent	41.6%	23.8%
	Bachelor's Degree	21.4%	34.3%
	Graduate or Professional Degree	12.0%	24.3%
Language	Primary Language Other Than English	29.5%	20.1%
Homeless	Youth	253	1,145
	Total	1841	8,035

Note: Shaded values indicate where a district may have a higher proportion than SF overall.



ZIP Code Data



94103, 94107, 94124, and 94134 are in the top 5 highest rates for pre-term birth.

94134 has the 2nd highest rate of births to mothers with gestational diabetes, and among the lowest rates of hospitalizations for depression and self-injury.

94103 has among the highest rates of hospitalizations and ER visits for all causes.

94124 has among the highest rates of ER visits for chronic diseases.



Indicator

94103 94107 94110 94124 94134 SF

WOMEN'S HEALTH

Pre-Term Births (Before 37wks)	9.36	9.31	8.00	11.04	9.45	8.2%
Live Births To Women With Gestational Diabetes	7.7	4.2	7.3	--	9.9	5.6

HOSPITALIZATIONS BY CAUSE (PER 10,000 POPULATION)

Alcohol Abuse	16.22	7.83	11.09	23.29	13.27	11.0
All drugs	17.85	4.32	4.97	6.29	2.19	4.4
Opioids	7.20	1.80	1.78	3.01	--	1.5
Depression	28.23	11.31	13.21	14.60	8.12	12.1
Self-injury	14.06	1.72	3.96	3.64	2.20	3.4
Asthma	16.22	7.83	11.09	--	13.27	7.1
COPD	29.36	10.45	10.19	--	8.54	8.7
Diabetes	25.90	12.21	15.51	--	18.20	11.4
Heart Failure	55.78	20.95	25.82	--	26.49	23.1
Hypertension	16.28	5.20	8.41	--	9.06	7.8

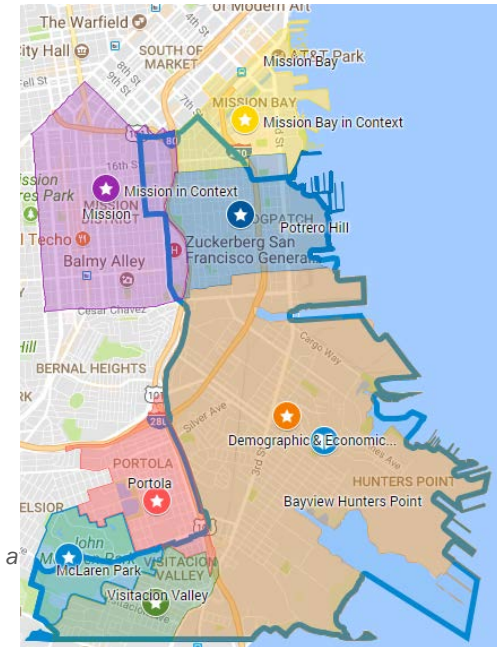
ER VISITS BY CAUSE (PER 10,000 POPULATION)

Preventable ER Visits	642.19	234.97	321.22	647.72	339.79	275.6
Alcohol Abuse	88.22	30.94	42.87	93.40	45.03	31.3
All drugs	117.30	18.65	24.36	39.61	14.43	29.9
Opioids	29.72	3.39	4.74	7.65	1.54	5.6
Depression	81.43	13.38	21.71	30.25	11.36	19.9
Self-injury	20.54	4.64	7.89	10.50	5.03	5.7
Assault	171.62	47.90	63.13	140.66	57.60	47.90
Asthma	88.22	30.94	42.87	93.40	45.03	35.40
COPD	61.27	12.24	21.66	45.08	18.28	17.80
Diabetes	36.64	10.94	18.94	34.62	14.33	12.70
Influenza or Pneumonia	14.82	8.56	9.92	19.14	11.20	9.00
Heart failure	14.47	4.68	5.08	16.59	5.64	5.50
Hypertension	27.63	11.56	13.93	34.13	11.75	12.40

Note: within the tables, there is shading to show indicators that perform better than the SF average. No shading indicates that the indicators are either not comparable or are performing at/lower than the SF average.



Neighborhood Data



Visitacion Valley has the **3rd lowest property crime rate** in SF.

Portero Hill and Visitacion Valley have among the **lowest rates of transportation injuries**.

Bayview Hunters Point has the **3rd highest mortality rate** in SF, while Mission Bay has the **3rd lowest**.

Drug and violent crime rates are among the highest in McLaren Park and Mission.

Indicator	Bayview Hunters Point	McLaren Park	Mission	Mission Bay	Portola	Potrero Hill	Visitacion Valley	SF
Life Expectancy	76.7	--	82.0	85.6	83.3	81.5	80.3	83.1
Mortality Rate	815.0	--	560.3	370.1	496.9	544.5	607.7	552.4
CRIME & SAFETY								
Drug Crime Rate (Per 1,000 Population)	2.0	4.7	4.5	2.6	0.5	1.9	0.8	2.3
Property Crime Rate (Per 1,000 Population)	50.4	85.6	94.9	78.6	29.3	98.4	15.1	67.7
Violent Crime Rate (Per 1,000 Population)	32.2	35.2	39.6	13.2	12.7	15.1	15.9	17.4
Severe & Fatal Transportation Injuries (Per 100 Road Miles)	75.5	65.0	229.7	76.2	70.0	20.5	35.0	99.25

Note: within the tables, there is shading to show indicators that perform better than the SF average. No shading indicates that the indicators are either not comparable or are performing at/lower than the SF average.



Additional Information

The San Francisco Health Commission

The Health Commission is SFPDH's governing and policy-making body. Appointed by the Mayor, the Health Commission controls the City and County hospitals, monitors & regulates emergency medical services, and all matters relating to promoting and protecting the health of San Francisco residents. The Health Commission meets every 1st & 3rd Tuesday of each month at 4 pm. For more information, please contact Mark Morewitz, Health Commission Secretary at Mark.morewitz@sfdph.org or (415) 554-2666.



Dan Bernal
President



Laurie Green, MD
Vice President




Edward A. Chow,
MD




Susan Belinda
Christian, J.D.



Cecilia Chung



Suzanne Giraud,
Ph.D.



Tessie M. Guillermo

SFPDH Hospitals – Part of the SF Health Network



Laguna Honda Hospital & Rehabilitation Center

Located on a 62-acre campus in the heart of the city, Laguna Honda is one of the largest skilled nursing facilities in the United States and represents one of the most extensive commitments by any city or county to therapeutic care for seniors and adults with disabilities.

- The only dedicated skilled nursing facility for HIV/AIDS in the San Francisco Bay Area.
- A nationally-recognized program for people with Alzheimer's and other dementias.
- Complex care for people with multiple diagnoses.



Priscilla Chan & Mark Zuckerberg San Francisco General Hospital & Trauma Center

Zuckerberg San Francisco General Hospital and Trauma Center (ZSFG) is the only Level One trauma center in San Francisco and Northern San Mateo County and provides life-saving medical care to the 1.5 million adults and children of San Francisco and Northern San Mateo County.

- Recognized for excellence in care
- International Leader in HIV/AIDS care
- Patient Care in 20+ languages
- Expert doctors connected to UCSF

Resources

San Francisco Department of Public Health (SFPDH): <https://www.sfdph.org>

Population Health Division: <http://www.sfpd.org>

San Francisco Health Network: <http://sfhealthnetwork.org>

Laguna Honda Hospital and Rehabilitation Center: <http://lagunahonda.org>

ZSFG Hospital and Trauma Center: <http://zuckerbergsanfranciscogeneral.org/>

SFPDH Annual Report: <https://www.sfdph.org/dph/comupg/aboutdph/insideDept/OPP/docsreports.asp>

SF Health Commission: <https://www.sfdph.org/dph/comupg/aboutdph/hc/default.asp>