



# District 3

## Supervisory District Health Profile

The mission of the San Francisco Department of Public Health (SFPDH) is to protect and promote the health of all San Franciscans. SFPDH has two primary roles with two major divisions to fulfill its mission.

### San Francisco Health Network (SFHN)



SFHN comprises the direct health services that SFPDH provides to thousands of insured and uninsured San Franciscans. SFHN is the city's only complete care system and includes:

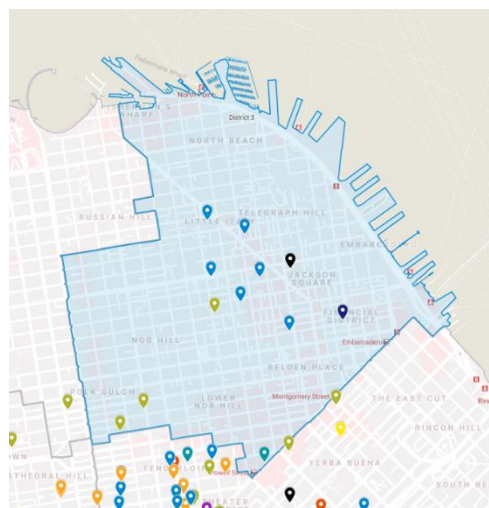
- Zuckerberg San Francisco Hospital and Trauma Center (ZSFG)
- Laguna Honda Hospital and Rehabilitation Center (LHH)
- Behavioral Health Services: Mental Health & Substance Abuse
- Primary Care clinics

### Population Health Division (PHD)



PHD addresses public health concerns, including customer safety, health promotion and prevention. PHD implements public health interventions, inspects restaurants, completes data analyses and research, and more.

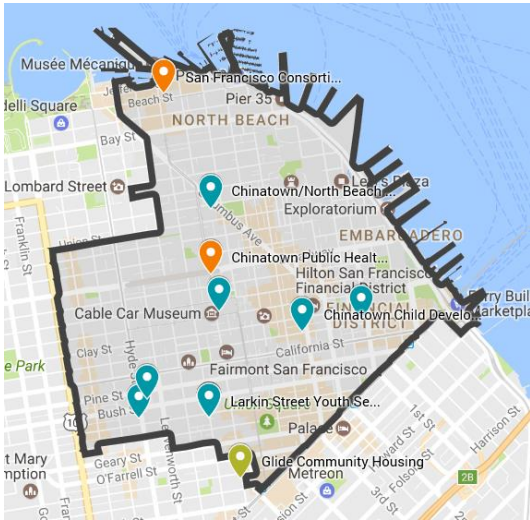
### SFPDH Health Services



SERVICE TYPE	ORGANIZATION	ADDRESS	WEBSITE
<b>Behavioral Health</b>	Chinatown North Beach Mental Health Services	729 Filbert St.	<a href="http://www.chineseamericancf.org">http://www.chineseamericancf.org</a>
	Hyde St. Community Services	815 Hyde St. Ste.100	<a href="https://hydestreetcs.org/">https://hydestreetcs.org/</a>
	NICOS Chinese Health Coalition	1208 Mason St.	<a href="http://www.chineseamericancf.org">http://www.chineseamericancf.org</a>
	Mental Health Association of SF	870 Market St. Ste.928	<a href="https://www.mentalhealthsf.org/">https://www.mentalhealthsf.org/</a>
	Community Youth Center of SF	1038 Post St.	<a href="https://www.cycsf.org/">https://www.cycsf.org/</a>
<b>Oral Health</b>	APA Family Support Services	10 Nottingham Pl.	<a href="https://www.apafss.org/">https://www.apafss.org/</a>
<b>Legal Services</b>	Justice & Diversity Ctr Bar Assn of SF	301 Battery St. 3 <sup>rd</sup> Fl.	<a href="https://www.sfbar.org/jdc/">https://www.sfbar.org/jdc/</a>
<b>Health Services</b>	Chinatown Child Development Center	720 Sacramento St	<a href="http://www.chineseamericancf.org">http://www.chineseamericancf.org</a>
	Chinatown Public Health Center	1490 Mason St.	<a href="https://sfhealthnetwork.org">https://sfhealthnetwork.org</a>
	Chinese Hospital	845 Jackson St.	<a href="https://www.chinesehospital-sf.org/">https://www.chinesehospital-sf.org/</a>
	North East Medical Center (NEMS)	1520 Sacramento St. 728 Pacific Ave.	<a href="https://www.nems.org/">https://www.nems.org/</a>



# District Data



District with the largest share of SF's overall population.

District with the lowest proportion of residents aged 0-14 years.

13.7% more residents aged 65+ years than SF average.

23% more residents identify as Asian than SF average.

31% more residents live below poverty than SF average.

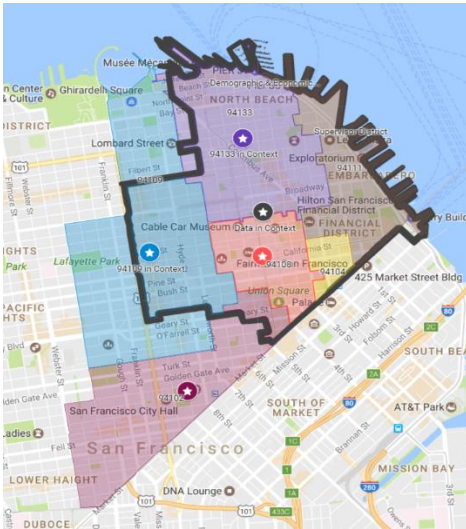
District with the 3<sup>rd</sup> highest share of residents speaking Chinese as their primary language.

CATEGORY	INDICATOR	DISTRICT	SF TOTAL
Population	Total	71,183	870,044
Sex & Gender	Male	50.1%	51.0%
	Female	49.9%	49.0%
Age	Under 5	2.6%	4.5%
	Under 15	6.3%	11.5%
	Under 18	7.3%	13.4%
	18 to 24	7.7%	7.6%
	25 to 44	29.0%	23.3%
	45 to 64	24.0%	25.0%
	65 and over	19.1%	15.1%
Race & Ethnicity	Hispanic or Latino	7.8%	15.2%
	American Indian or Alaskan Native	0.1%	0.2%
	Asian	43.3%	33.9%
	Black or African American	2.5%	5.0%
	Native Hawaiian or Pacific Islander	0.1%	0.3%
	White	42.8%	40.6%
	Other	0.3%	0.5%
	Multi-racial	3.1%	4.3%
Poverty	Below Federal Poverty Level	14.9%	10.7%
Insurance	Uninsured	5.7%	3.7%
Highest Education	High School Graduate or Equivalent	30.0%	23.8%
	Bachelor's Degree	34.3%	34.3%
	Graduate or Professional Degree	22.0%	24.3%
Language	Primary Language Other Than English	27.8%	20.1%
Homeless	Youth	49	1,145
	Total	341	8,035

Note: Shaded values indicate where a district may have a higher proportion than SF overall.



# ZIP Code Data



Rates of hospitalization and ER visits are higher in 94102 for all causes than SF overall.

Rates of ER visits are higher in 94108 and 94133 for nearly all causes.

Hospitalization rate for alcohol abuse is over 4x higher in 94130 than SF overall. The rate is over 6x higher for asthma and 4x higher for heart failure.

94108 has the city's lowest hospitalization rates for alcohol abuse, depression, and asthma.



## Indicator

### WOMEN'S HEALTH

Indicator	94102	94104	94108	94109	94111	94130	94133	SF
Pre-Term Births (Before 37wks)	9.34	--	6.98	7.9	7.23	8.13	7.1	8.2%
Live Births To Women With Gestational Diabetes	7.1	--	9.7	6	--	--	9.4	5.6

### HOSPITALIZATIONS BY CAUSE (PER 10,000 POPULATION)

Cause	94102	94104	94108	94109	94111	94130	94133	SF
Alcohol Abuse	17.98	--	2.72	7.2	--	44.74	6.9	11.0
All drugs	15.88	--	2.90	5.9	--	--	2.8	4.4
Opioids	6.85	--	--	2.0	--	--	--	1.5
Depression	30.34	--	6.63	14.7	19.61	22.42	9.9	12.1
Self-injury	13.06	--	--	5.1	--	--	4.0	3.4
Asthma	17.98	--	2.72	7.2	--	44.74	6.9	7.1
COPD	34.38	--	10.24	12.7	22.62	--	11.5	8.7
Diabetes	24.71	--	6.34	8.8	14.11	20.70	8.0	11.4
Heart Failure	3.31	--	--	1.5	--	--	1.0	23.1
Hypertension	59.01	77.49	16.00	22.1	22.19	111.85	15.5	7.8

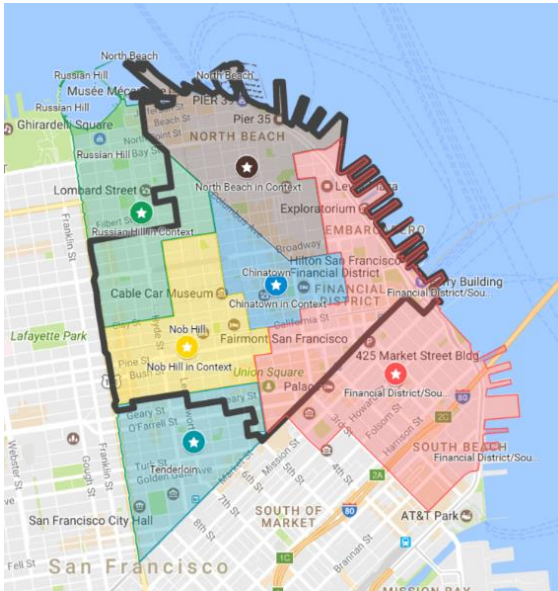
### ER VISITS BY CAUSE (PER 10,000 POPULATION)

Cause	94102	94104	94108	94109	94111	94130	94133	SF
Preventable ER Visits	711.30	--	178.10	335.5	276.18	883.56	215.4	275.6
Alcohol Abuse	103.11	--	24.48	41.8	34.16	214.26	27.1	31.3
All drugs	139.42	221.77	10.66	35.9	25.67	34.07	8.7	29.9
Opioids	32.61	--	--	8.9	--	--	2.5	5.6
Depression	102.04	--	10.49	20.3	21.14	43.82	12.4	19.9
Self-injury	24.69	--	3.30	6.9	--	--	3.5	5.7
Assault	203.72	--	22.67	56.3	48.87	96.59	31.3	47.90
Asthma	103.11	--	24.48	41.8	--	214.26	27.1	35.40
COPD	83.24	--	11.15	24.8	22.68	69.35	16.2	17.80
Diabetes	38.00	--	6.27	11.5	12.71	63.80	4.7	12.70
Influenza or Pneumonia	15.46	--	6.65	10.4	--	--	8.1	9.00
Heart failure	20.51	--	3.12	6.1	--	--	2.5	5.50
Hypertension	28.75	--	6.36	14.1	6.43	54.78	7.8	12.40

Note: Within the tables, there is shading to show indicators that perform better than the SF average. No shading indicates that the indicators are either not comparable or are performing at/lower than the SF average.



# Neighborhood Data



Financial District/South Beach has the **3<sup>rd</sup> highest life expectancy**, and **6<sup>th</sup> lowest mortality rate**. The neighborhood also has among the highest rates of property and violent crime.

Tenderloin has the **3<sup>rd</sup> lowest life expectancy**, **2<sup>nd</sup> highest mortality rate**, and among the highest crime rates in SF.

Tenderloin and Nob Hill are in the **top 3 highest rates for severe and fatal transportation injuries**.

Indicator	Chinatown	Financial District/South Beach	Nob Hill	North Beach	Russian Hill	Tenderloin	SF
Life Expectancy	83.1	87.9	81.5	84.9	83.8	73.6	83.1
Mortality Rate	536.2	415.9	575.9	472.3	490.3	936.1	552.4
<b>CRIME &amp; SAFETY</b>							
Drug Crime Rate (Per 1,000 Population)	0.7	2.3	1.4	1.1	0.4	22.8	2.3
Property Crime Rate (Per 1,000 Population)	60.2	300.3	66.1	197.5	109.3	115.4	67.7
Violent Crime Rate (Per 1,000 Population)	16.1	57.4	14.5	23.3	7.9	64.6	17.4
Severe & Fatal Transportation Injuries (Per 100 Road Miles)	128.2	227.3	296.0	125.0	153.4	598.5	99.25

Note: Within the tables, there is shading to show indicators that perform better than the SF average. No shading indicates that the indicators are either not comparable or are performing at/lower than the SF average.



# Additional Information

## The San Francisco Health Commission

The Health Commission is SFPDH's governing and policy-making body. Appointed by the Mayor, the Health Commission controls the City and County hospitals, monitors & regulates emergency medical services, and all matters relating to promoting and protecting the health of San Francisco residents. The Health Commission meets every 1<sup>st</sup> & 3<sup>rd</sup> Tuesday of each month at 4 pm. For more information, please contact Mark Morewitz, Health Commission Secretary at Mark.morewitz@sfdph.org or (415) 554-2666.



Dan Bernal  
President



Laurie Green, MD  
Vice President




Edward A. Chow,  
MD




Susan Belinda  
Christian, J.D.



Cecilia Chung



Suzanne Giraud,  
Ph.D.



Tessie M. Guillermo

## SFPDH Hospitals – Part of the SF Health Network



### Laguna Honda Hospital & Rehabilitation Center

Located on a 62-acre campus in the heart of the city, Laguna Honda is one of the largest skilled nursing facilities in the United States and represents one of the most extensive commitments by any city or county to therapeutic care for seniors and adults with disabilities.

- The only dedicated skilled nursing facility for HIV/AIDS in the San Francisco Bay Area.
- A nationally-recognized program for people with Alzheimer's and other dementias.
- Complex care for people with multiple diagnoses.



### Priscilla Chan & Mark Zuckerberg San Francisco General Hospital & Trauma Center

Zuckerberg San Francisco General Hospital and Trauma Center (ZSFG) is the only Level One trauma center in San Francisco and Northern San Mateo County and provides life-saving medical care to the 1.5 million adults and children of San Francisco and Northern San Mateo County.

- Recognized for excellence in care
- International Leader in HIV/AIDS care
- Patient Care in 20+ languages
- Expert doctors connected to UCSF

## Resources

San Francisco Department of Public Health (SFPDH): <https://www.sfdph.org>

Population Health Division: <http://www.sfpd.org>

San Francisco Health Network: <http://sfhealthnetwork.org>

Laguna Honda Hospital and Rehabilitation Center: <http://lagunahonda.org>

ZSFG Hospital and Trauma Center: <http://zuckerbergsanfranciscogeneral.org/>

SFPDH Annual Report: <https://www.sfdph.org/dph/comupg/aboutdph/insideDept/OPP/docsreports.asp>

SF Health Commission: <https://www.sfdph.org/dph/comupg/aboutdph/hc/default.asp>