



District 5

Supervisory District Health Profile

The mission of the San Francisco Department of Public Health (SFPDH) is to protect and promote the health of all San Franciscans. SFPDH has two primary roles with two major divisions to fulfill its mission.

San Francisco Health Network (SFHN)



SFHN comprises the direct health services that SFPDH provides to thousands of insured and uninsured San Franciscans. SFHN is the city's only complete care system and includes:

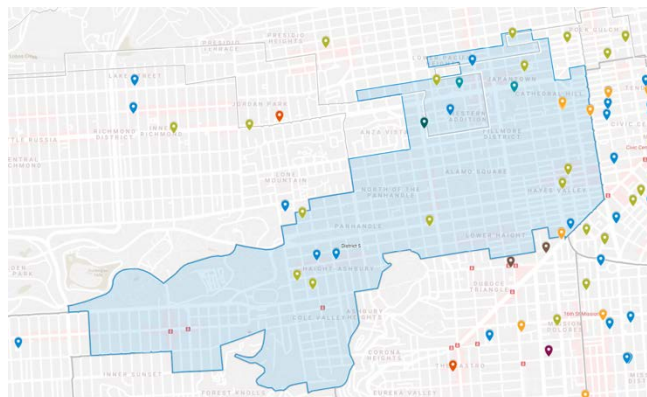
- Zuckerberg San Francisco Hospital and Trauma Center (ZSFG)
- Laguna Honda Hospital and Rehabilitation Center (LHH)
- Behavioral Health Services: Mental Health & Substance Abuse
- Primary Care clinics

Population Health Division (PHD)



PHD addresses public health concerns, including customer safety, health promotion and prevention. PHD implements public health interventions, inspects restaurants, completes data analyses and research, and more.

SFPDH Health Services



SERVICE TYPE	ORGANIZATION	ADDRESS	WEBSITE
Behavioral Health Services	Carekinesis	2166 Hayes St.	www.carekinesis.com
	Family Service Agency of SF Felton Inst.	711 Van Ness Ave. Ste.550	www.felton.org
	Harm Reduction Therapy Center	423 Gough St.	www.harmreductiontherapy.org
	Japanese Community Youth Center	1596 Post St. 2012 Pine St.	www.icyc.org
	Jewish Family and Children Services	2150 Post St.	www.jfcs.org
	Progress Foundation	25 Beulah St. 368 Fell St.	www.progressfoundation.org
	Safe and Sound (SF Child Abuse Prevention Center)	1757 Waller St.	www.safeandsound.org
	National Alliance On Mental Illness (NAMI) SF	1010 Gough St. 711 Van Ness Ave.	www.nami.org
	West Side Community Mental Health Center	1153 Oak St.	www.westside-health.org
	YMCA	1530 Buchanan St. 1900 Geary Ave.	www.ymcasf.org
Healthcare Services	Cole St. Clinic	555 Cole St.	www.huckleberryyouth.org
	Health RIGHT 360	558 Clayton St.	www.healthright360.org
	Lyon Martin Health Services	1748 Market St.	www.healthright360.org
	Maxine Hall Health Center	1301 Pierce St.	www.sfhealthnetwork.org
	Women's Community Clinic	1833 Fillmore St.	www.healthright360.org
Audiology Services	Hearing and Speech Center of Norther California	1234 Divisadero St.	www.hearingandspeech.org



District Data



District with the **highest proportion of residents aged 25 to 44 years**. All other age groups are lower than SF average.

85% higher proportion of residents identify as American Indian or Alaska Native than SF average.

50% of residents have a Bachelor's degree or higher.

10.2% more residents live below poverty than SF average.

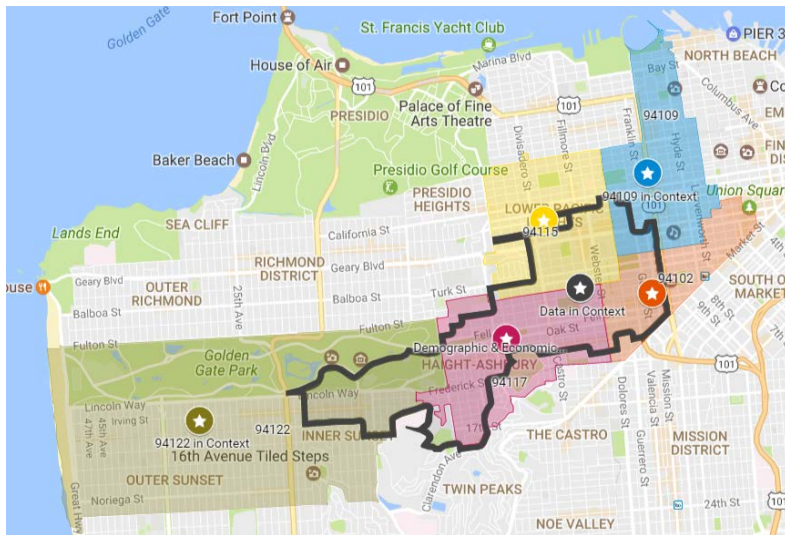
District with the largest proportion of residents speaking **Korean as their primary language**.

CATEGORY	INDICATOR	DISTRICT	SF TOTAL
Population	Total	77,916	870,044
Sex & Gender	Male	50.1%	51.0%
	Female	49.9%	49.0%
Age	Under 5	4.5%	4.5%
	Under 15	9.8%	11.5%
	Under 18	10.7%	13.4%
	18 to 24	5.8%	7.6%
	25 to 44	32.2%	23.3%
	45 to 64	20.1%	25.0%
	65 and over	13.7%	15.1%
Race & Ethnicity	Hispanic or Latino	9.7%	15.2%
	American Indian or Alaskan Native	0.3%	0.2%
	Asian	19.6%	33.9%
	Black or African American	8.2%	5.0%
	Native Hawaiian or Pacific Islander	0.2%	0.3%
	White	56.3%	40.6%
	Other	0.2%	0.5%
	Multi-racial	5.5%	4.3%
Poverty	Below Federal Poverty Level	11.3%	10.7%
Insurance	Uninsured	2.3%	3.7%
Highest Education	High School Graduate or Equivalent	14.3%	23.8%
	Bachelor's Degree	41.7%	34.3%
	Graduate or Professional Degree	27.9%	24.3%
Language	Primary Language Other Than English	10.8%	20.1%
Homeless	Youth	66	1,145
	Total	363	8,035

Note: Shaded values indicate where a district may have a higher proportion than SF overall.



ZIP Code Data



94115 and 94117 have the lowest rates of births to mothers with gestational diabetes.

94102 has the 4th highest rate of pre-term births.

94102 is in the top 3 for all causes of hospitalizations and ER visits.

94115 has the 3rd highest rate of hospitalization for self-injury.

Indicator

★ 94102
 ★ 94109
 ★ 94115
 ★ 94117
 ★ 94122
 SF

WOMEN'S HEALTH

Indicator	94102	94109	94115	94117	94122	SF
Pre-Term Births (Before 37wks)	9.34	7.9	8.6	8.06	7.80	8.2%
Live Births To Women With Gestational Diabetes	7.1	6	4.1	3.7	--	5.6

HOSPITALIZATIONS BY CAUSE (PER 10,000 POPULATION)

Cause	94102	94109	94115	94117	94122	SF
Alcohol Abuse	17.98	7.2	9.0	4.54	4.64	11.0
All drugs	15.88	5.9	6.5	2.99	2.01	4.4
Opioids	6.85	2.0	2.4	1.26	--	1.5
Depression	30.34	14.7	15.6	12.32	9.39	12.1
Self-injury	13.06	5.1	5.2	3.61	2.55	3.4
Asthma	17.98	7.2	9.0	4.54	--	7.1
COPD	34.38	12.7	12.4	5.29	--	8.7
Diabetes	24.71	8.8	12.7	7.11	--	11.4
Heart Failure	59.01	22.1	26.0	19.79	--	23.1
Hypertension	18.24	5.7	9.6	5.34	--	7.8

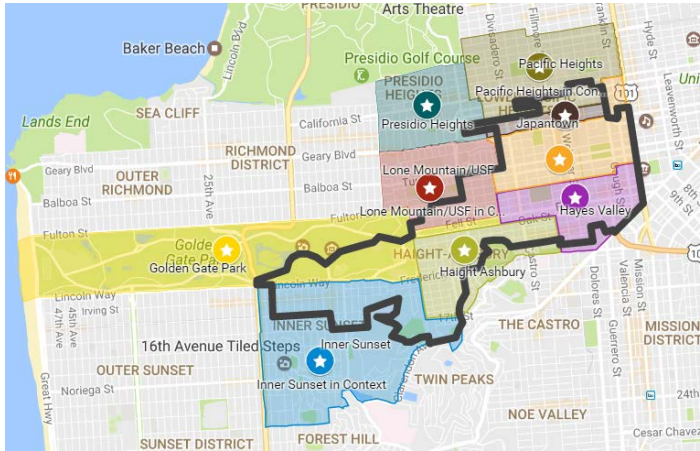
ER VISITS BY CAUSE (PER 10,000 POPULATION)

Cause	94102	94109	94115	94117	94122	SF
Preventable ER Visits	711.30	335.5	320.8	204.65	139.59	275.6
Alcohol Abuse	103.11	41.8	44.8	32.43	17.00	31.3
All drugs	139.42	35.9	21.0	19.49	6.35	29.9
Opioids	32.61	8.9	3.9	4.04	1.04	5.6
Depression	102.04	20.3	20.1	17.71	9.24	19.9
Self-injury	24.69	6.9	5.2	5.21	3.81	5.7
Assault	203.72	56.3	49.1	26.31	14.53	47.90
Asthma	103.11	41.8	44.8	32.43	17.00	35.40
COPD	83.24	24.8	23.7	13.91	5.31	17.80
Diabetes	38.00	11.5	18.3	11.12	5.45	12.70
Influenza or Pneumonia	15.46	10.4	9.2	5.41	4.80	9.00
Heart failure	20.51	6.1	6.8	3.75	2.52	5.50
Hypertension	28.75	14.1	17.1	8.93	8.55	12.40

Note: Within the tables, there is shading to show indicators that perform better than the SF average. No shading indicates that the indicators are either not comparable or are performing at/lower than the SF average.



Neighborhood Data



Inner Sunset has the longest life expectancy in SF.

West Addition, Hayes Valley, Japantown, and Pacific Heights are in the top 10 for highest mortality rates.

Japantown has the 3rd highest property crime rate in SF.

Japantown and Western Addition are in the top 5 for highest rates of severe and fatal transportation injuries.

Indicator	Golden Gate Park	Haight Ashbury	Hayes Valley	Inner Sunset	Japantown	Lone Mtn/USF	Pacific Heights	Presidio Heights	Western Addition	SF
Life Expectancy	--	83.7	79.3	88.2	--	82.7	82.1	85.5	78.9	83.1
Mortality Rate	--	484.5	684.8	388.5	637.5	535.4	581.5	431.3	688.8	552.4
CRIME & SAFETY										
Drug Crime Rate (Per 1,000 Population)	--	2.4	1.0	0.6	1.4	0.6	0.6	0.5	2.3	2.3
Property Crime Rate (Per 1,000 Population)	--	49.9	114.8	23.9	215.0	43.8	56.4	27.3	112.8	67.7
Violent Crime Rate (Per 1,000 Population)	--	10.9	13.9	4.9	15.9	8.3	6.5	4.2	19.6	17.4
Severe & Fatal Transportation Injuries (Per 100 Road Miles)	179.9	110.5	206.8	40.9	287.9	103.5	85.6	75.5	249.0	99.25


Note: Within the tables, there is shading to show indicators that perform better than the SF average. No shading indicates that the indicators are either not comparable or are performing at/lower than the SF average.



Additional Information

The San Francisco Health Commission

The Health Commission is SFPDH's governing and policy-making body. Appointed by the Mayor, the Health Commission controls the City and County hospitals, monitors & regulates emergency medical services, and all matters relating to promoting and protecting the health of San Francisco residents. The Health Commission meets every 1st & 3rd Tuesday of each month at 4 pm. For more information, please contact Mark Morewitz, Health Commission Secretary at Mark.morewitz@sfdph.org or (415) 554-2666.



Dan Bernal
President



Laurie Green, MD
Vice President




Edward A. Chow,
MD




Susan Belinda
Christian, J.D.



Cecilia Chung



Suzanne Giraud,
Ph.D.



Tessie M. Guillermo

SFPDH Hospitals – Part of the SF Health Network



Laguna Honda Hospital & Rehabilitation Center

Located on a 62-acre campus in the heart of the city, Laguna Honda is one of the largest skilled nursing facilities in the United States and represents one of the most extensive commitments by any city or county to therapeutic care for seniors and adults with disabilities.

- The only dedicated skilled nursing facility for HIV/AIDS in the San Francisco Bay Area.
- A nationally-recognized program for people with Alzheimer's and other dementias.
- Complex care for people with multiple diagnoses.



Priscilla Chan & Mark Zuckerberg San Francisco General Hospital & Trauma Center

Zuckerberg San Francisco General Hospital and Trauma Center (ZSFG) is the only Level One trauma center in San Francisco and Northern San Mateo County and provides life-saving medical care to the 1.5 million adults and children of San Francisco and Northern San Mateo County.

- Recognized for excellence in care
- International Leader in HIV/AIDS care
- Patient Care in 20+ languages
- Expert doctors connected to UCSF

Resources

San Francisco Department of Public Health (SFPDH): <https://www.sfdph.org>

Population Health Division: <http://www.sfpd.org>

San Francisco Health Network: <http://sfhealthnetwork.org>

Laguna Honda Hospital and Rehabilitation Center: <http://lagunahonda.org>

ZSFG Hospital and Trauma Center: <http://zuckerbergsanfranciscogeneral.org/>

SFPDH Annual Report: <https://www.sfdph.org/dph/comupg/aboutdph/insideDept/OPP/docsreports.asp>

SF Health Commission: <https://www.sfdph.org/dph/comupg/aboutdph/hc/default.asp>