



# District 9

## Supervisory District Health Profile

The mission of the San Francisco Department of Public Health (SFPDH) is to protect and promote the health of all San Franciscans. SFPDH has two primary roles with two major divisions to fulfill its mission.

### San Francisco Health Network (SFHN)



SFHN comprises the direct health services that SFPDH provides to thousands of insured and uninsured San Franciscans. SFHN is the city's only complete care system and includes:

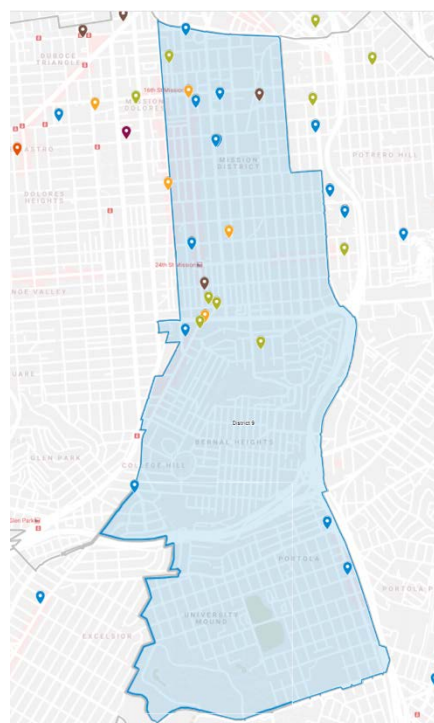
- Zuckerberg San Francisco Hospital and Trauma Center (ZSFG)
- Laguna Honda Hospital and Rehabilitation Center (LHH)
- Behavioral Health Services: Mental Health & Substance Abuse
- Primary Care clinics

### Population Health Division (PHD)



PHD addresses public health concerns, including customer safety, health promotion and prevention. PHD implements public health interventions, inspects restaurants, completes data analyses and research, and more.

### SFPDH Health Services

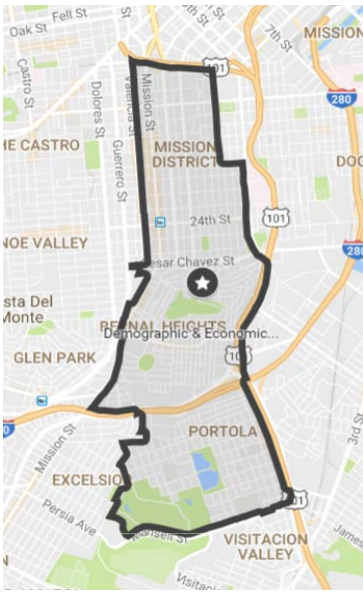


SERVICE TYPE	ORGANIZATION	ADDRESS	WEBSITE
Behavioral Health	Fort Help	1101 Capp St	<a href="http://www.recovery.org">www.recovery.org</a>
	Jamestown Community Center	56 Julian Ave.	<a href="http://www.jamestownsfo.org">www.jamestownsfo.org</a>
	Mission Council On Alcohol Abuse	154-A Capp St.	<a href="http://www.missioncouncil.org">www.missioncouncil.org</a>
	Oakes Children's Center	1550 Treat Ave.	<a href="http://www.oakeschildrencenter.org">www.oakeschildrencenter.org</a>
	Seneca Center	3119 Mission St.	<a href="http://www.senecafoa.org">www.senecafoa.org</a>
	South Van Ness Behavioral Health Services	755 S.Van Ness Ave.	<a href="https://www.sfdph.org">https://www.sfdph.org</a>
Healthcare Services	Friendship House	56 Julian Avenue	<a href="http://www.friendshiphouse.org">www.friendshiphouse.org</a>
	African American Alternatives	2712 Mission St.	<a href="https://sf-goso.org">https://sf-goso.org</a>
	Children's Health Center	1001 Potrero Ave.	<a href="https://sfhealthnetwork.org">https://sfhealthnetwork.org</a>
	HealthRIGHT 360	1735 Mission St.	<a href="http://www.healthright360.org">www.healthright360.org</a>
	Mission ACT/Mission Mental Health Services	2712 Mission St.	<a href="https://sfgov.org">https://sfgov.org</a>
	Mission Family Center	759 S. VanNess Ave.	<a href="https://link-sf.com">https://link-sf.com</a>
	Mission Neighborhood Health Center	240 Shotwell St. 1647 Valencia St.	<a href="http://www.mnhc.org/en">www.mnhc.org/en</a>
	Native American Health Center	160 Capp St.	<a href="https://www.sfccc.org">https://www.sfccc.org</a>
	North East Medical Services (NEMS)	2574 San Bruno Ave.	<a href="http://www.nems.org">www.nems.org</a>
	Richard Fine People's Clinic	1001 Potrero Ave.	<a href="http://www.sfhealthnetwork.org">www.sfhealthnetwork.org</a>
	Southeast-Mission Geriatric Services	3905 Mission St.	<a href="https://sf-goso.org">https://sf-goso.org</a>
	Silver Ave Health Center	1525 Silver Ave.	<a href="http://www.sfhealthnetwork.org">www.sfhealthnetwork.org</a>

SERVICE TYPE	ORGANIZATION	ADDRESS	WEBSITE
	Transitional Aged Youth Services	755 S. VanNess Ave.	<a href="https://sf-goso.org">https://sf-goso.org</a>
<b>HIV Services</b>	Instituto Familiar De La Raza	2919 Mission St.	<a href="https://www.ifrsf.org">https://www.ifrsf.org</a>
	A Better Way, Inc.	2017 Mission St.	<a href="http://www.abetterwayinc.net">www.abetterwayinc.net</a>
<b>Primary Care</b>	Aguilas, Inc.	2095 Harrison St.	<a href="http://www.sfaguilas.org">www.sfaguilas.org</a>
	Central American Resource Center (CARECEN)	3101 Mission St.	<a href="http://www.carecensf.org">www.carecensf.org</a>
	Shanti Project	3170 23 <sup>rd</sup> St.	<a href="http://www.shanti.org">www.shanti.org</a>



# District Data



**Higher proportion of residents aged 0 to 17 than SF overall.**

**Smallest proportion of residents aged 65+ years.**

**District with the highest proportion of residents identifying as Hispanic or Latino, American Indian, Alaska Native, or some other race and more than 2x SF average.**

**District with the highest proportion of uninsured residents.**

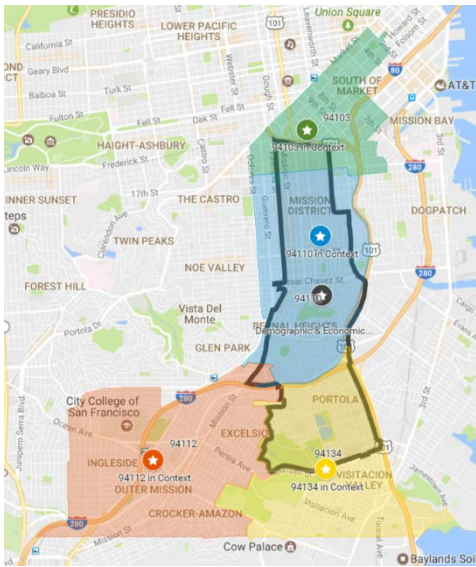
**District with the highest proportion of residents speaking Spanish as their primary language, and more than 3x SF average.**

CATEGORY	INDICATOR	DISTRICT	SF TOTAL
Population	Total	64,170	870,044
Sex & Gender	Male	53.7%	51.0%
	Female	46.3%	49.0%
Age	Under 5	5.2%	4.5%
	Under 15	13.3%	11.5%
	Under 18	15.7%	13.4%
	18 to 24	6.0%	7.6%
	25 to 44	21.9%	23.3%
	45 to 64	25.9%	25.0%
	65 and over	11.8%	15.1%
Race & Ethnicity	Hispanic or Latino	34.1%	15.2%
	American Indian or Alaskan Native	0.3%	0.2%
	Asian	22.0%	33.9%
	Black or African American	3.2%	5.0%
	Native Hawaiian or Pacific Islander	0.1%	0.3%
	White	36.6%	40.6%
	Other	0.3%	0.5%
	Multi-racial	3.4%	4.3%
Poverty	Below Federal Poverty Level	9.0%	10.7%
Insurance	Uninsured	8.2%	3.7%
Highest Education	High School Graduate or Equivalent	29.8%	23.8%
	Bachelor's Degree	29.9%	34.3%
	Graduate or Professional Degree	19.7%	24.3%
Language	Primary Language Other Than English	21.2%	20.1%
Homeless	Youth	67	1,145
	Total	643	8,035

Note: Shaded values indicate where a district may have a higher proportion than SF overall.



# ZIP Code Data



94103, 94112, and 94134 are in the top 6 for highest pre-term birth rates.

All listed ZIP codes are in the top 8 for highest rates of births to mothers with gestational diabetes.

94103 is among the highest in rates of hospitalizations and ER visits for all causes.

94134 is among the highest in rates of hospitalizations for chronic diseases.

Indicator	94103	94110	94112	94134	SF
-----------	-------	-------	-------	-------	----

## WOMEN'S HEALTH

Pre-Term Births (Before 37wks)	9.36	8.00	8.81	9.45	8.2%
Live Births To Women With Gestational Diabetes	7.7	7.3	10.9	9.9	5.6

## HOSPITALIZATIONS BY CAUSE (PER 10,000 POPULATION)

Alcohol Abuse	16.22	11.09	9.81	13.27	11.0
All drugs	17.85	4.97	2.68	2.19	4.4
Opioids	7.20	1.78	0.94	--	1.5
Depression	28.23	13.21	11.16	8.12	12.1
Self-injury	14.06	3.96	3.10	2.20	3.4
Asthma	16.22	11.09	9.81	13.27	7.1
COPD	29.36	10.19	6.07	8.54	8.7
Diabetes	25.90	15.51	13.32	18.20	11.4
Heart Failure	55.78	25.82	23.82	26.49	23.1
Hypertension	16.28	8.41	7.97	9.06	7.8

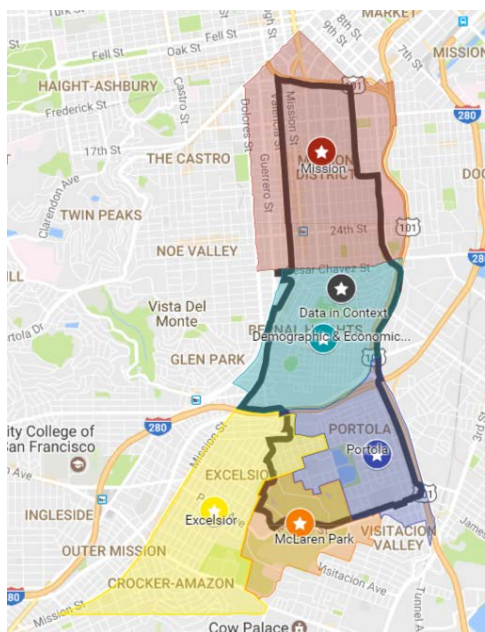
## ER VISITS BY CAUSE (PER 10,000 POPULATION)

Preventable ER Visits	642.19	321.22	295.49	339.79	275.6
Alcohol Abuse	88.22	42.87	39.68	45.03	31.3
All drugs	117.30	24.36	13.57	14.43	29.9
Opioids	29.72	4.74	2.22	1.54	5.6
Depression	81.43	21.71	14.46	11.36	19.9
Self-injury	20.54	7.89	4.86	5.03	5.7
Assault	171.62	63.13	41.41	57.60	47.90
Asthma	88.22	42.87	39.68	45.03	35.40
COPD	61.27	21.66	12.93	18.28	17.80
Diabetes	36.64	18.94	13.48	14.33	12.70
Influenza or Pneumonia	14.82	9.92	10.82	11.20	9.00
Heart failure	14.47	5.08	4.61	5.64	5.50
Hypertension	27.63	13.93	12.74	11.75	12.40

Note: Within the tables, there is shading to show indicators that perform better than the SF average. No shading indicates that the indicators are either not comparable or are performing at/lower than the SF average.



# Neighborhood Data



McLaren Park and Mission are among the highest in drug and violent crime rates. Violent crime rates are more than 2x the SF rate.

Drug crime rates are over 70% lower in Bernal Heights, Excelsior, and Portola. Property crimes are over 50% lower, and violent crimes are over 20% lower.

Excelsior has the 2<sup>nd</sup> lowest rate of property crime.

Mission has the 6<sup>th</sup> highest rate of severe and fatal transportation injuries, and more than 2x the SF rate.

Indicator	Bernal Heights	Excelsior	McLaren Park	Mission	Portola	SF
Life Expectancy	82.7	81.5	--	82.0	83.3	83.1
Mortality Rate	538.2	599.2	--	560.3	496.9	552.4
<b>CRIME &amp; SAFETY</b>						
Drug Crime Rate (Per 1,000 Population)	0.6	0.6	4.7	4.5	0.5	2.3
Property Crime Rate (Per 1,000 Population)	32.4	12.7	85.6	94.9	29.3	67.7
Violent Crime Rate (Per 1,000 Population)	13.2	9.0	35.2	39.6	12.7	17.4
Severe & Fatal Transportation Injuries (Per 100 Road Miles)	86.3	56.6	65.0	229.7	70.0	99.25


Note: Within the tables, there is shading to show indicators that perform better than the SF average. No shading indicates that the indicators are either not comparable or are performing at/lower than the SF average.



# Additional Information

## The San Francisco Health Commission

The Health Commission is SFDPH's governing and policy-making body. Appointed by the Mayor, the Health Commission controls the City and County hospitals, monitors & regulates emergency medical services, and all matters relating to promoting and protecting the health of San Francisco residents. The Health Commission meets every 1<sup>st</sup> & 3<sup>rd</sup> Tuesday of each month at 4 pm. For more information, please contact Mark Morewitz, Health Commission Secretary at Mark.morewitz@sfdph.org or (415) 554-2666.



Dan Bernal  
President



Laurie Green, MD  
Vice President




Edward A. Chow,  
MD




Susan Belinda  
Christian, J.D.



Cecilia Chung



Suzanne Giraud,  
Ph.D.



Tessie M. Guillermo

## SFDPH Hospitals – Part of the SF Health Network



### Laguna Honda Hospital & Rehabilitation Center

Located on a 62-acre campus in the heart of the city, Laguna Honda is one of the largest skilled nursing facilities in the United States and represents one of the most extensive commitments by any city or county to therapeutic care for seniors and adults with disabilities.

- The only dedicated skilled nursing facility for HIV/AIDS in the San Francisco Bay Area.
- A nationally-recognized program for people with Alzheimer's and other dementias.
- Complex care for people with multiple diagnoses.



### Priscilla Chan & Mark Zuckerberg San Francisco General Hospital & Trauma Center

Zuckerberg San Francisco General Hospital and Trauma Center (ZSFG) is the only Level One trauma center in San Francisco and Northern San Mateo County and provides life-saving medical care to the 1.5 million adults and children of San Francisco and Northern San Mateo County.

- Recognized for excellence in care
- International Leader in HIV/AIDS care
- Patient Care in 20+ languages
- Expert doctors connected to UCSF

## Resources

San Francisco Department of Public Health (SFDPH): <https://www.sfdph.org>

Population Health Division: <http://www.sfpd.org>

San Francisco Health Network: <http://sfhealthnetwork.org>

Laguna Honda Hospital and Rehabilitation Center: <http://lagunahonda.org>

ZSFG Hospital and Trauma Center: <http://zuckerbergsanfranciscogeneral.org/>

SFDPH Annual Report: <https://www.sfdph.org/dph/comupg/aboutdph/insideDept/OPP/docsreports.asp>

SF Health Commission: <https://www.sfdph.org/dph/comupg/aboutdph/hc/default.asp>